

# What is the Value of Censored Data?

## An Exact Analysis for the Data-driven Newsvendor

Rachitesh Kumar  
Carnegie Mellon University  
rachitesh@cmu.edu

Omar Mouchtaki  
New York University  
om2166@stern.nyu.edu

### Abstract

We study the offline data-driven newsvendor problem with censored demand data. In contrast to prior works where demand is fully observed, we consider the setting where demand is censored at the inventory level and only sales are observed; sales match demand when there is sufficient inventory, and equal the available inventory otherwise. We provide a general procedure to compute the exact worst-case regret of classical data-driven inventory policies, evaluated over all demand distributions. Our main technical result shows that this infinite-dimensional, non-convex optimization problem can be reduced to a finite-dimensional one, enabling an exact characterization of the performance of policies for *any sample size and censoring levels*. We leverage this reduction to derive sharp insights on the achievable performance of standard inventory policies under demand censoring. In particular, our analysis of the Kaplan–Meier policy shows that while demand censoring fundamentally limits what can be learned from passive sales data, just a small amount of targeted exploration at high inventory levels can substantially improve worst-case guarantees, enabling near-optimal performance even under heavy censoring. In contrast, when the point-of-sale system does not record stockout events and only reports realized sales, a natural and commonly used approach is to treat sales as demand. Our results show that policies based on this sales-as-demand heuristic can suffer severe performance degradation as censored data accumulates, highlighting how the quality of point-of-sale information critically shapes what can, and cannot, be learned offline.

# 1 Introduction

The newsvendor problem is a canonical model for studying inventory decisions under uncertainty. A decision maker selects an inventory level prior to demand realization and incurs overage costs when inventory exceeds demand and underage costs when demand exceeds inventory. When the demand distribution is known, the optimal inventory policy is fully characterized. In many practical retail settings, however, the demand distribution is unknown and must be inferred from historical data. This has motivated a broad literature on data-driven inventory optimization, which seeks to design policies that map past observations to inventory decisions without relying on parametric assumptions on demand.

A central difficulty in applying data-driven methods to inventory problems is that demand is often not directly observed. Instead, the decision maker observes only realized sales, which equal the minimum of demand and the inventory level offered. As a consequence, demand observations are censored whenever demand exceeds inventory, and the extent of censoring depends on the past inventory levels under which the data was collected. Crucially, high-demand realizations are systematically truncated, and the historical data does not consist of independent samples from the underlying demand distribution. Such censoring is pervasive in retail and supply-chain environments and raises nontrivial challenges for both learning and performance evaluation.

Most of the existing literature addresses censored demand through online learning frameworks in which the decision maker adaptively varies inventory levels over time in order to balance learning and exploitation. By deliberately experimenting with different inventory levels, these approaches aim to gradually uncover the demand distribution and achieve asymptotic optimality or low cumulative regret relative to a clairvoyant benchmark. While theoretically appealing, such adaptive strategies may be operationally costly or infeasible in practice. Frequent changes in order quantities can create coordination frictions with suppliers, complicate logistics and replenishment planning, and require costly adjustments in shelf space or storage capacity. In many retail settings, inventory policies are therefore chosen offline using historical sales data and then applied in a relatively stable manner, without being optimized for learning.

In contrast, in the offline regime with censored demand, it is not clear which data-driven inventory policy should be used in practice. The sample average approximation (SAA) policy, which is the standard benchmark in the uncensored i.i.d. setting, selects an inventory level by optimizing the empirical objective obtained by treating past observations as direct samples of demand. This

approach implicitly assumes that the observed data provides an unbiased representation of the demand distribution and therefore fails to properly account for the fact that the demand is censored by past inventory choices. A natural alternative, inspired by classical results in survival analysis, is to first estimate the demand distribution using a Kaplan–Meier–type estimator and then optimize inventory against this estimate. While statistically appealing, this approach induces inventory decisions that have an intricate dependence on the data. As a result, deriving sharp finite-sample performance guarantees for such policies has proven challenging, and existing results offer limited guidance on their operational effectiveness.

These observations motivate the need for a principled framework to evaluate the performance of data-driven inventory policies in the presence of censored demand information. Such a framework allows one to assess how censoring, together with past inventory decisions, shapes the information available for inventory optimization, and to develop a systematic understanding of the performance of standard data-driven policies under these informational constraints. In particular, it enables meaningful comparisons across policies as the extent of censoring varies.

## 1.1 Main Contributions

**Methodological contribution: exact performance analysis.** We evaluate data-driven inventories policy through their worst-case regret, defined as the largest possible expected out-of-sample optimality gap over all demand distributions that could have generated the observed censored sales data. This performance criterion is particularly well suited to censored environments, as it provides a uniform counterfactual guarantee across all possible demand models. At the same time, evaluating policies under this criterion leads to a challenging problem: computing worst-case regret amounts to a non-convex optimization over an infinite-dimensional space of demand distributions, where the complexity arises from the highly nonlinear way in which censored data affect the distribution of actions induced by a policy. Our main methodological result is an exact finite-sample characterization of the worst-case regret for a broad class of data-driven inventory policies that operate with censored data. Importantly, our result holds for *arbitrary past inventory levels and sample sizes*.

Building on (Besbes et al., 2023), who characterize exact regret for separable policies in uncensored settings with contextual information, we extend their framework to a richer class of *piecewise-separable* policies that can accommodate censored demand. This generalization allows a policy’s behavior to vary across regions defined by historical inventory levels, while restricting its

dependence on the underlying demand distribution to a finite set of summary quantities, thereby capturing the path-dependent informational effects created by censoring. We show that classical data-driven approaches in the censored regime, including policies based on SAA-type optimization and on the Kaplan-Meier plug-in estimator, fall into this piecewise-separable class, even though their dependence on the data is not captured by the separable policies in (Besbes et al., 2023). Leveraging this structure together with the special geometry of the newsvendor loss, we derive a finite-dimensional reduction of the worst-case regret problem, which in turn enables tractable computation of the *exact* worst-case regret under censored information.

This optimization-based route departs from much of the existing literature, which establishes regret guarantees via concentration arguments: while concentration tools typically deliver correct convergence rates, they are tailored to large-sample behavior and can be loose (or uninformative) in the small to moderate data regimes that motivate offline inventory practice. Finally, to the best of our knowledge, we provide the first finite-sample guarantee for a Kaplan-Meier based policy in the newsvendor problem: prior work such as Huh et al. (2011) establishes consistency results for this policy and, Fan et al. (2022) emphasizes that no finite-sample guarantee on the Kaplan-Meier policy for inventory management has been derived because the theory in the statistics literature only provide asymptotic guarantees (and, moreover, often relies on restrictive i.i.d. censoring assumptions). Our results show that an exact optimization approach can yield sharp finite-sample guarantees even in settings where standard concentration-based analyses do not provide guarantees at all. Given the central position occupied by the Kaplan-Meier estimate in the theory of statistical estimation under censored data, our analysis sheds much needed light on the performance of this canonical policy.

**Insights and implications.** We use our exact worst-case characterizations to quantify the value of censored sales data and the role of limited exploration in a stylized but practically relevant offline regime: a decision-maker collects  $n$  historical observations, with  $n - m$  periods operated at a single base-stock level  $x \in [0, 1]$  (so sales are right-censored at  $x$  whenever demand exceeds  $x$ ) and with the remaining  $m$  periods operated at inventory level 1, yielding uncensored demand observations that represent a minimal form of exploration. Three key insights emerge.

First, the Kaplan-Meier policy is robust and performs well across censoring regimes, but its performance can improve dramatically with very little exploration: introducing even a handful of uncensored observations substantially strengthens worst-case guarantees, and a small  $m$  can bring performance close to the *fully-uncensored* SAA benchmark. Operationally, this shows that very

strong performance is achievable under censored information with only a tiny, targeted amount of exploration, rather than sustained experimentation.

Second, when censoring indicators are unavailable (as in many point-of-sale systems that only record realized sales), a decision-maker may be forced to rely on BSAA (sales-as-demand). In this case, aggregating more censored sales information can *deteriorate* worst-case performance: when censoring is substantial, the bias induced by treating censored sales as true demand can overwhelm the limited high-quality signal contained in the uncensored observations, so one should prefer to use very few uncensored samples (or prioritize their collection) rather than combining a small uncensored set with a large censored dataset, in sharp contrast with the Kaplan-Meier case where censored and uncensored data complement each other.

Third, censoring fundamentally reshapes sample complexity for Kaplan-Meier: as the censoring level becomes less severe (larger  $x$ ), the number of samples needed to reach a target worst-case regret drops sharply, exhibiting a phase-transition type behavior in which the target is effectively unattainable below a critical censoring threshold, but becomes achievable with a moderate sample size once  $x$  crosses that threshold; near this feasibility boundary, even small increases in  $x$  can yield very large reductions in the required sample size. Collectively, these results translate the exact regret analysis into concrete guidance on when passive censored data suffices, when minimal exploration is highly leveraged, and when naively aggregating censored sales can be actively harmful.

## 2 Related Literature

The newsvendor problem is a canonical model in operations management and operations research, and serves as a foundational framework for studying inventory and capacity decisions under demand uncertainty. Its analytical tractability and economic interpretability have made it a standard benchmark for understanding the value of information, robustness, and learning in stochastic inventory systems.

A large literature studies the newsvendor problem when the demand distribution is unknown and must be inferred from limited information. Early work adopts a distributionally robust perspective, characterizing optimal policies when only partial features of the demand distribution are known. Classical contributions by Scarf (1958) and Gallego and Moon (1993) derive minimax optimal ordering policies when the mean and variance of demand are specified. This line of work was extended by Perakis and Roels (2008); Natarajan et al. (2018), who develop minimax regret policies

under a wide range of informational assumptions.

An alternative approach considers the data-driven setting in which the decision-maker has access to *demand observations* that are independent and identically distributed and fully observed. [Levi et al. \(2007\)](#) and [Levi et al. \(2015\)](#) establish probabilistic bounds on the worst-case relative regret of the Sample Average Approximation policy, which selects the inventory level which has the best cost on past data, while [Cheung and Simchi-Levi \(2019\)](#) provide matching lower bounds. [Lin et al. \(2022\)](#) analyzes the expected additive regret of SAA whereas the recent survey of [Chen and Ma \(2024\)](#) unifies and generalizes these approaches and provide upper and lower bounds on both the additive and relative regret for various sub-classes of distributions. Closer to us, [Besbes and Mouchtaki \(2023\)](#) characterize the exact worst-case expected relative regret of SAA for any finite sample size and derive a minimax optimal data-driven policy. Our work departs from this literature by focusing on the practical settings in which historical demand observations cannot be fully observed as it may be censored by previously offered inventory levels. Therefore, the samples observed by the decision-maker do not constitute i.i.d. samples from the underlying demand distribution.

Demand censoring arises naturally in inventory systems because sales data only reveal the minimum of demand and available inventory. This issue has been widely studied in sequential decision-making settings, where the decision-maker repeatedly orders inventory and observes censored sales. Early work shows that gradient-based and stochastic approximation methods can achieve strong performance despite censored feedback ([Burnetas and Smith, 2000](#); [Godfrey and Powell, 2001](#); [Kunnumkal and Topaloglu, 2008](#); [Huh and Rusmevichientong, 2009](#)). [Huh et al. \(2011\)](#) establish that, under appropriate conditions, nonparametric survival-analysis tools such as the Kaplan-Meier estimator can be embedded within adaptive ordering policies and yield asymptotic consistency, while [Besbes and Muharremoglu \(2013\)](#) analyze how censoring fundamentally alters the information structure of repeated newsvendor problems. These ideas have been extended to data-driven censored settings that incorporate additional sources of complexity. Examples include inventory systems with capacity limitations ([Shi et al., 2016](#)), nonconvex losses due to fixed costs ([Yuan et al., 2021](#)), perishability ([Zhang et al., 2018](#)), lead time ([Zhang et al., 2020](#); [Agrawal and Jia, 2022](#)), substitution behavior across products ([Chen and Chao, 2020](#)) and non-stationary demand processes ([Lugosi et al., 2024](#)). Across these settings, learning relies on the ability to vary inventory decisions over time, trading off immediate costs against the informational value of revealing censored demand. We study the offline case, which is common in practice when firms rely on previously collected sales data, where such adaptivity is absent and censoring fundamentally

changes both what can be learned and how policy performance should be evaluated.

The most closely related works are those analyzing the offline setting with censored demand. [Ban \(2020\)](#) derive a consistency result and an asymptotically normal estimator of the optimal  $(s, S)$  policy under the assumption that historical inventory levels exceed the optimal ordering quantity. [Fan et al. \(2022\)](#) study offline learning when historical inventories are generated by a data-collection policy and adopt a PAC-style framework. They propose necessary identifiability conditions under which the optimal newsvendor solution can be learned, and establish matching upper and lower bounds on the sample complexity. [Hssaine and Sinclair \(2024\)](#) develop an alternative notion of distributionally robust regret to characterize the fundamental limits imposed by censoring, even with potentially infinitely many samples, and propose an algorithm with finite-sample guarantees and matching lower bounds that hold across both identifiable and unidentifiable regimes. Our work differs from these approaches in that it provides a methodology to derive an *exact* characterization of the worst-case performance of classical data-driven policies, including the Sample Average Approximation and Kaplan–Meier–based methods. This focus leads to fundamentally different methodological tools: our analysis relies on an optimization-based framework, whereas much of the existing literature derives performance guarantees via concentration-based arguments. Moreover, similarly to [Hssaine and Sinclair \(2024\)](#), our methodology does not require identifiability of the problem.

Finally, our work relates to a growing literature that aims to provide a granular quantification of the value of data. [Liu et al. \(2023\)](#) quantify the marginal value of an additional sample in assortment optimization, while [Zhang et al. \(2024\)](#) analyze the trade-off between data quality and data quantity in the newsvendor problem. More closely related to our work are papers that derive exact characterizations of the value of data in small to moderate sample regimes, including studies in pricing ([Fu et al., 2015](#); [Babaioff et al., 2018](#); [Huang et al., 2018](#); [Daskalakis and Zampetakis, 2020](#); [Allouah et al., 2022, 2023](#); [Bahamou et al., 2024](#)), experiment design ([Schlag, 2006](#); [Stoye, 2009](#)), and inventory management ([Besbes and Mouchtaki, 2023](#); [Besbes et al., 2023](#)).

### 3 Model

**Notation.** Boldface denotes vectors and  $[n] := \{1, 2, \dots, n\}$ . Superscripts in parentheses (e.g.,  $S^{(k)}$ ) are labels/indices rather than powers. For distribution functions,  $F$  denotes a (right-continuous) CDF, with left limits denoted by  $F(x^-)$  (and right limits by  $F(x^+)$  when needed).  $y^+ = \max\{0, y\}$

denotes the positive part. Finally,  $\Delta(\mathcal{X})$  denotes the set of distributions supported on  $\mathcal{X}$ , and  $\delta_x$  denotes a point mass at  $x$ . We use  $\mathbb{R}$ ,  $\mathbb{Z}$ , and  $\mathbb{N}$  to denote the real, integer, and natural numbers, respectively, and  $\mathbb{R}_+$  for the nonnegative subset of  $\mathbb{R}$ .

We consider a newsvendor problem in which the decision-maker (for example, a retail firm) needs to make an inventory order quantity  $a$  before the true demand  $D$  is realized. We assume that the demand  $D$  is bounded, as is the case in practice. Thus, without loss of generality, it can be scaled to always lie in  $[0, 1]$ . We use  $c_u > 0$  and  $c_o > 0$  to denote the underage and overage cost respectively, i.e.,  $c_u$  is the per unit cost incurred from placing an inventory order  $a$  that falls short of the demand  $D$  and causes a loss in sales, and  $c_o$  is the per unit cost associated with an inventory order which exceeds demand  $D$  and leads to holding costs. Therefore, given an order quantity  $a \in [0, 1]$ , the total cost is given by

$$c(a, D) := c_o \cdot (a - D)^+ + c_u \cdot (D - a)^+.$$

We assume that the demand  $D$  is generated according to the distribution  $F \in \Delta([0, 1])$ . Complete information about this demand distribution is rarely available in practice, and we do not assume that  $F$  is known to the decision-maker. On the other hand, firms routinely collect data about sales which provides information about the demand distribution  $F$ . This motivates us to assume that the decision-maker has access to  $n$  past observations about sales. In particular, suppose the decision-maker ordered inventory quantities  $\mathbf{x} = (x_k)_{k=1}^K$  with  $x_1 \leq x_2 \leq \dots \leq x_K$  in the past and, for each  $k \in \{1, \dots, K\}$ , observed the associated sales data  $\mathbf{S}^{(k)} = (S_1^{(k)}, \dots, S_{n_k}^{(k)})$ . Here,  $n_k$  is the number of censored demand samples observed under inventory  $x_k$ , and  $\mathbf{S}^{(k)}$  are the corresponding censored samples with

$$S_i^{(k)} = \min\{D_i^{(k)}, x_k\},$$

where  $D_i^{(k)}$  is an independent demand sample from  $F$ . We use  $n = \sum_{k=1}^K n_k$  to denote the total number of historical samples,  $\mathbf{D} := (D_i^{(k)} \mid k \in [K], i \in [n_k])$  to denote the vector of all historical demands, and  $\mathbf{S} := (\mathbf{S}^{(k)})_{k \in [K]}$  to denote the collection of sales data across all inventories. Importantly, the decision-maker does not have access to the demand data  $D_i^{(k)}$  directly because it was censored by the historical inventory  $x_k$  ordered at that time. In other words, the sales  $S_i^{(k)}$  equal the true demand  $D_i^{(k)}$  only when a stock-out does not occur, and equal the historical inventory  $x_k$  otherwise. Moreover, for  $\delta_i^{(k)} = \mathbb{1}(D_i^{(k)} \leq x_k)$ , we use  $I_i^{(k)} = (S_i^{(k)}, \delta_i^{(k)})$  to denote the information

obtained by the seller from sample  $i \in [n_k]$  censored by historical inventory  $x_k$ . It includes the amount of observed sales  $S_i^{(k)} = \min\{D_i^{(k)}, x_k\}$  and an indicator  $\delta_i^{(k)}$  which captures whether or not a stockout occurred. We use  $\mathbf{I}^{(k)} := (I_1^{(k)}, \dots, I_{n_k}^{(k)})$  to denote the corresponding vector of historical information for historical inventory  $x_k$ ,  $\mathbf{I} := (\mathbf{I}^{(k)})_{k \in [K]}$  to denote the combined historical information vector, and  $\mathcal{I}$  to denote the set of all such information vectors.

A *data-driven policy* is an inventory decision rule which prescribes an inventory quantity  $a$  based on historical censored information  $\mathbf{I}$ . Formally, for  $\mathbf{n} := (n_1, \dots, n_K) \in \mathbb{N}^K$ , a data-driven policy is a function  $\pi_{\mathbf{n}} : [0, 1]^K \times \mathcal{I} \rightarrow [0, 1]$  which maps historical inventories  $\mathbf{x} = (x_1, \dots, x_K)$  and their corresponding sales information  $\mathbf{I}$  to an inventory quantity  $a = \pi_{\mathbf{n}}(\mathbf{x}, \mathbf{I})$  for new demand  $D \sim F$  in the future. It represents an operational decision rule that can be implemented directly from routinely recorded transactional data, namely historical inventory levels and the associated censored sales and stockout observations, without assuming access to uncensored demand realizations or prior knowledge of the distribution  $F$ .

We measure the performance of policies based on their worst-case regret against the optimal expected newsvendor cost for the demand distribution  $F$ . In particular, the expected newsvendor cost for inventory quantity  $a \in [0, 1]$  and demand distribution  $F$  is defined as

$$c(a, F) := \mathbb{E}_{D \sim F}[c(a, D)] = \mathbb{E}_{D \sim F}[c_o \cdot (a - D)^+ + c_u \cdot (D - a)^+].$$

Let  $\text{opt}(F) := \min_{a \in [0, 1]} c(a, F)$  be the *optimal newsvendor cost* for the demand distribution  $F$ , and  $a^*(F) \in \min_{a \in [0, 1]} c(a, F)$  denote a corresponding *optimal inventory quantity*. Moreover, define the *critical fractile* as

$$q := \frac{c_u}{c_o + c_u}.$$

It is a well-known result that  $a^*(F)$  is a  $q$ -quantile of  $F$ , i.e., every optimal inventory quantity satisfies  $a^*(F) \in \{a \in [0, 1] \mid F(a^-) \leq q \leq F(a)\}$ .

For a demand distribution  $F$ , the *regret*  $R(a, F)$  of an inventory quantity  $a$  is defined as the excess expected cost incurred by  $a$  in excess of the optimal cost  $\text{opt}(F)$ :

$$R(a, F) := c(a, F) - \text{opt}(F).$$

We can now rigorously define our performance measure: for a given data-driven policy  $\pi_{\mathbf{n}}$ , the

worst-case regret is defined as

$$\text{Reg}(\pi_{\mathbf{n}} \mid \mathbf{x}) := \sup_{F \in \Delta([0,1])} \mathbb{E}_{\mathbf{D} \sim F^n} [R(\pi_{\mathbf{n}}(\mathbf{x}, \mathbf{I}), F)] , \quad (1)$$

where the expectation is taken over the historical demands  $\mathbf{D} \sim F$  that were not directly observed but provide censored information to the policy via the information vector  $\mathbf{I}$  with

$$I_i^{(k)} = (\min\{D_i^{(k)}, x_k\}, \mathbb{1}(D_i^{(k)} \leq x_k)) .$$

Note that  $\text{Reg}(\pi_{\mathbf{n}} \mid \mathbf{x})$  is distribution-free: it does not posit a parametric model for demand and instead evaluates a policy under the least favorable  $F \in \Delta([0,1])$ . Consequently, if  $\text{Reg}(\pi_{\mathbf{n}} \mid \mathbf{x}) \leq \epsilon$ , then for every underlying demand distribution  $F$ , the policy's expected out-of-sample cost (averaging over the historical sample) is at most  $\text{opt}(F) + \epsilon$ . This worst-case perspective is especially natural under censoring, where the tail of demand is only partially revealed and modeling assumptions are difficult to validate. It provides uniform performance guarantees that apply across all distributions, and thus a principled basis for comparing data-driven policies.

We conclude this section with a discussion of the following natural and popular policies for making inventory decisions with censored data. These policies constitute the main objects of evaluation in our subsequent analysis.

**Biased Sample Average Approximation (BSAA).** This policy ignores censorship for simplicity and treats the sales data  $S_i^{(k)}$  as independent samples from the demand distribution  $F$ . It then minimizes the newsvendor cost on the empirical distribution formed by the sales data  $\mathbf{S}$ . In particular, if  $\hat{F}_{\text{BSAA}}$  denotes the empirical distribution of  $\{S_i^{(k)} \mid k \in [K]; i \in [n_k]\}$ , then

$$\pi_{\mathbf{n}}^{\text{BSAA}}(\mathbf{x}, \mathbf{I}) := \inf \left\{ u \in [0, 1] \mid \hat{F}_{\text{BSAA}}(u) \geq q \right\} ,$$

which is an optimal inventory to order for the demand distribution  $\hat{F}_{\text{BSAA}}$ , i.e.,

$$\pi_{\mathbf{n}}^{\text{BSAA}}(\mathbf{x}, \mathbf{I}) \in \underset{a \in [0,1]}{\text{argmin}} \ c(a, \hat{F}_{\text{BSAA}}) .$$

Importantly, observe that  $\pi_{\mathbf{n}}^{\text{BSAA}}(\mathbf{x}, \mathbf{I})$  is purely a function of sales amounts  $\mathbf{S}$  and does not depend on stockout events  $\delta_i^{(k)}$ . This sales-as-demand heuristic mirrors common practice in retail forecasting systems that rely on aggregate point-of-sale (POS) sales reports, even though stockouts

censor demand and can induce systematic downward bias for popular items (Jain et al., 2015). The appeal of this approach lies in its simplicity and interpretability, which come at the cost of ignoring censorship.

**The Kaplan-Meier Policy (KM).** This policy first constructs the an estimate of the demand distribution CDF using the Kaplan-Meier estimator, which is the canonical way to deal with censored data in the statistics and inventory literature.

Let  $Y_1 \leq Y_2 \leq \dots \leq Y_n$  denote the ordered collection of all observed sales values  $\{S_i^{(k)}\}$ , where ties are broken by placing uncensored observations before censored ones. For each  $i \in \{1, \dots, n\}$ , define  $\zeta_i = \mathbb{1}\{Y_i = S_i^{(k)} \text{ and } \delta_i^{(k)} = 1\}$ , so that  $\zeta_i = 1$  if and only if  $Y_i$  corresponds to an uncensored demand realization. The Kaplan-Meier estimate of the demand cumulative distribution function is then given by

$$\hat{F}_{\text{KM}}(z) = \begin{cases} 1 - \prod_{i: Y_i \leq z} \left( \frac{n-i}{n-i+1} \right)^{\zeta_i}, & \text{if } z < 1, \\ 1, & \text{if } z = 1. \end{cases}$$

The KM policy then selects the  $q$ -th quantile for this KM estimate of the CDF:

$$\pi_n^{\text{KM}}(\mathbf{x}, \mathbf{I}) := \inf \left\{ u \in [0, 1] \mid \hat{F}_{\text{KM}}(u) \geq q \right\},$$

which is an optimal inventory to order for the demand distribution  $\hat{F}_{\text{KM}}$ , i.e.,

$$\pi_n^{\text{KM}}(\mathbf{x}, \mathbf{I}) \in \operatorname{argmin}_{a \in [0, 1]} c(a, \hat{F}_{\text{KM}}).$$

The Kaplan-Meier estimator is the canonical nonparametric estimator for right-censored data. It coincides with the empirical CDF in the absence of censoring, and it can be interpreted as the nonparametric maximum likelihood estimator (via the product-limit form) under independent censoring (Kaplan and Meier, 1958).

## 4 Exact Performance Characterization

In this section, we develop a general methodology to evaluate the worst-case regret of data-driven newsvendor policies under offline demand censoring. The main challenge is that the regret criterion involves a supremum over the infinite-dimensional space of demand distributions  $F \in \Delta([0, 1])$ ,

while the data enter through a policy-dependent and typically complicated distribution over actions induced by censored observations. This difficulty is compounded for policies such as Kaplan–Meier, whose decision rule is path-dependent and therefore exhibits non-local dependence on the censoring thresholds. Our approach is to (i) rewrite expected regret in a form that depends on  $F$  only through the induced action distribution, (ii) identify a broad structural class of policies, namely *piecewise-separable* policies, for which this dependence can be summarized by finitely many CDF values at the censoring points, and (iii) prove Theorem 1, a master reduction theorem that collapses the worst-case regret problem to a finite-dimensional optimization problem. We then instantiate this reduction to derive an exact characterization of worst-case regret for Biased-SAA in Section 4.2, and to obtain a tractable finite-dimensional formulation for the Kaplan–Meier policy in Section 4.3.

## 4.1 General Reduction

In this section, we establish our master theorem: a reformulation of the worst-case regret problem that enables a tractable performance analysis for a broad class of data-driven inventory policies. This framework applies in particular to Biased-SAA and the Kaplan–Meier policy, which are studied in detail in subsequent sections.

The first step is to express regret in terms of the distribution of the action induced by a policy, rather than directly in terms of the underlying distribution of samples. This perspective allows us to isolate the role of the policy through its induced action distribution and to identify structural conditions under which the resulting regret expression admits a pointwise optimization representation.

**Lemma 1.** *For any policy  $\pi_n$ , any fixed design  $\mathbf{x}$ , and any demand distribution  $F$ , the expected regret satisfies*

$$\mathbb{E}_{\mathbf{D} \sim F^n} [R(\pi_n(\mathbf{x}, \mathbf{I}), F)] = (c_u + c_o) \int_0^1 \left[ (1 - \mathbb{P}_{D_1, \dots, D_n \sim F}(\pi_n(\mathbf{x}, \mathbf{I}) \leq z)) \cdot (F(z) - q) + (q - F(z))^+ \right] dz,$$

where  $q = c_u / (c_u + c_o)$  is the critical fractile.

Lemma 1 generalizes (Besbes et al., 2023, Lemma 2) and converts the expectation with respect to the product measure  $F^n$  into an integral with respect to the Lebesgue measure. The integrand depends on the demand CDF  $F$  and on the distribution of actions induced by  $\pi_n$ . This reformulation separates the policy-dependent component of the out-of-sample evaluation from the demand uncertainty, and it is the starting point for our reduction.

For general policies, the induced distribution of actions can still be highly complex as a function of  $F$ . We therefore introduce a structural class of policies that is broad enough to cover the policies studied in this paper, while being sufficiently well-behaved to support a tractable worst-case regret analysis.

**Definition 1** (Piecewise-separable policy). *Fix  $\mathbf{n} \in \mathbb{N}^K$  and a design  $\mathbf{x} = (x_1, \dots, x_K) \in [0, 1]^K$ . Define  $x_0 = 0$  and  $x_{K+1} = 1$ , and assume  $0 = x_0 \leq x_1 \leq \dots \leq x_K \leq x_{K+1} = 1$ . A policy  $\pi_{\mathbf{n}}$  is piecewise-separable (with respect to  $\mathbf{x}$ ) if for each  $k \in \{0, \dots, K\}$  there exist a subset  $\mathcal{X}_k \subseteq \{x_0, \dots, x_K\}$  and a continuous function*

$$P_k^{\pi_{\mathbf{n}}} : [0, 1]^{|\mathcal{X}_k|} \times [0, 1] \rightarrow [0, 1]$$

*such that for every demand distribution  $F$  and every  $z \in [0, 1]$ ,*

$$\mathbb{P}_{\mathbf{D} \sim F^n}(\pi_{\mathbf{n}}(\mathbf{x}, \mathbf{I}) \leq z) = P_k^{\pi_{\mathbf{n}}}(F(\mathcal{X}_k), F(z)) \quad \text{for } z \in [x_k, x_{k+1}).$$

The defining feature of piecewise-separable policies is a sharp separation between local and global dependence on the demand distribution. On each interval  $[x_k, x_{k+1})$ , the policy's action CDF at a point  $z$  depends on  $F$  only through the local value  $F(z)$ , while all non-local information about  $F$  enters exclusively through the finite-dimensional vector  $F(\mathcal{X}_k)$  evaluated at a fixed set of censorship points. In particular, once  $F(\mathcal{X}_k)$  is fixed, the dependence of the action distribution on  $F$  within the interval is pointwise in  $z$ . This locality is the structural reason why worst-case regret becomes tractable: conditional on  $F(\mathcal{X}_k)$ , the adversary can optimize over the scalar  $F(z)$  independently across  $z \in [x_k, x_{k+1})$ , with cross-interval coupling captured only through monotonicity constraints. This formulation generalizes the separable policies of [Besbes et al. \(2023\)](#) and encompasses all policies analyzed in this paper. Importantly, prior formulations do not apply to the BSAA and KM policies, and our generalization will prove critical to derive their performance guarantees.

We now state our general reduction result which applies to any piecewise-separable policy. In what follows, for a vector  $\mathbf{f} = (f_0, \dots, f_K) \in [0, 1]^{K+1}$  and a subset  $\mathcal{X}_k \subseteq \{x_0, \dots, x_K\}$ , we write  $\mathbf{f}_{\mathcal{X}_k}$  for the sub-vector of  $\mathbf{f}$  consisting of the components  $f_j$  such that  $x_j \in \mathcal{X}_k$ .

**Theorem 1.** *Let  $\pi_n$  be a piecewise-separable policy with associated functions  $P_0^{\pi_n}, \dots, P_K^{\pi_n}$ . Then,*

$$\text{Reg}(\pi_n \mid \mathbf{x}) = \sup_{\substack{\mathbf{f}, \mathbf{f}^+ \in [0,1]^{K+1} \\ 0 \leq f_0 \leq f_0^+ \leq f_1 \leq f_1^+ \leq \dots \leq f_K^+ \leq 1}} \sum_{k=0}^K (x_{k+1} - x_k) \cdot \Psi_k^{\pi_n}(\mathbf{f}_{\mathcal{X}_k}, f_k^+),$$

where, for each  $k \in \{0, \dots, K\}$  and for all  $(\mathbf{u}, v) \in [0, 1]^{|\mathcal{X}_k|} \times [0, 1]$ , the function  $\Psi_k^{\pi_n}$  is defined by

$$\Psi_k^{\pi_n}(\mathbf{u}, v) = (1 - P_k^{\pi_n}(\mathbf{u}, v)) \cdot (v - q) + (q - v)^+.$$

Theorem 1 yields a substantial simplification of the worst-case regret problem. An infinite-dimensional, and generally non-convex, optimization over demand distributions reduces to a finite-dimensional problem of dimension at most  $2(K+1)$ , regardless of the sample size  $n$ . The optimization variables  $(\mathbf{f}, \mathbf{f}^+)$  can be interpreted as free parameters describing the behavior of a candidate worst-case demand CDF at the selected inventory levels and immediately to their right, thereby encoding the only degrees of freedom that matter for worst-case regret under piecewise-separable policies. This reduction is particularly powerful in censored data regimes where only a small number of distinct inventory levels are used historically, while potentially many demand observations are collected at each such level.

The proof leverages two ingredients. First, Lemma 1 expresses regret as an integral in which the policy enters only through the distribution of its induced action. Second, piecewise-separability enforces that on each interval  $[x_k, x_{k+1})$  the action distribution depends on  $F$  only through  $F(\mathcal{X}_k)$  and the local value  $F(z)$ . This permits an adversary to optimize pointwise over each interval, with the global feasibility of these local choices enforced solely by monotonicity constraints across breakpoints.

Finally, Theorem 1 provides a powerful sufficient condition for tractability. Quantifying worst-case performance still requires optimizing over adverse demand distributions, but the theorem shows that this worst-case optimization necessarily collapses to a finite-dimensional problem as soon as the policy's action distribution admits a piecewise-separable representation. From this perspective, the key step in analyzing a new policy under offline censored demand is to characterize its induced distribution of actions and verify piecewise-separability. While we carry out this program in detail for Biased-SAA and the Kaplan–Meier policy, we expect that a range of other data-driven newsvendor policies proposed in the literature fall into this class and can therefore be analyzed using the same methodology.

## 4.2 Analysis of Biased SAA

Having reduced the infinite-dimensional problem of computing worst-case regret to a finite dimensional one in Theorem 1, we now leverage it to characterize the regret of the Biased Sample Average Approximation (BSAA) policy. Recall that BSAA chooses the empirical critical-fractile order quantity based on the empirical distribution  $\hat{F}_{\text{BSAA}}$  of the pooled sales data  $\{S_i^{(k)} \mid k \in [K], i \in [n_k]\}$ :

$$\pi_{\mathbf{n}}^{\text{BSAA}}(\mathbf{x}, \mathbf{I}) := \inf \left\{ u \in [0, 1] \mid \hat{F}_{\text{BSAA}}(u) \geq q \right\},$$

where  $q = c_u/(c_u + c_o)$  is the critical fractile.

BSAA is a natural baseline policy in settings with censored demand. It constructs an empirical distribution by treating observed sales as uncensored demand realizations and then applies the classical sample-average-approximation prescription based on this distribution. The policy is appealing because of its simplicity and transparency, and because it relies solely on the historical sales record without introducing additional modeling assumptions. At the same time, its limitation is evident: when stockouts occur, observed sales are right-censored, which can lead to a systematic distortion of the empirical distribution and, consequently, to suboptimal ordering decisions. Our goal is to provide an exact characterization of the worst-case regret of BSAA: the main result of this section (Theorem 2) reduces the infinite-dimensional adversarial choice of a worst-case demand distribution to a finite collection of  $K+1$  two-dimensional optimization problems, thereby allowing us to efficiently evaluate BSAA's worst-case regret for arbitrary historical inventory levels  $\mathbf{x}$ . In particular, we show that the worst-case distribution for BSAA is always a three-point distribution with mass at 0, 1 and one of the historical inventory levels  $\mathbf{x}$ . We prove Theorem 2 over multiple steps.

*Step 1: Characterization of Action Distribution.* The general reduction of Theorem 1 evaluates regret through the distribution of the action  $\pi_{\mathbf{n}}(\mathbf{x}, \mathbf{I})$  induced by the policy. For BSAA this distribution can be characterized explicitly, and the resulting formula exposes the precise way in which worst-case regret depends on the historical inventories  $\mathbf{x}$  and the allocation of samples  $(n_1, \dots, n_K)$ . We start by showing that BSAA is indeed a piecewise separable policy as defined in Definition 1. Our characterization of its actions distribution will make use of Bernstein polynomials

$$B_{r,n}(p) := \sum_{j=r}^n \binom{n}{j} p^j (1-p)^{n-j},$$

which capture the probability of a Binomial( $n, p$ ) random variable being greater than or equal to  $r$ . By convention, we set  $B_{r,n}(p) = 1$  for all  $p \in [0, 1]$  whenever  $r < 0$ .

**Lemma 2** (Action distribution of  $\pi^{\text{BSAA}}$ ). *For any demand distribution  $F$  and any  $z \in [x_k, x_{k+1})$  (for some  $0 \leq k \leq K$ ), the probability that  $\pi_{\mathbf{n}}^{\text{BSAA}}$  orders at most  $z$  is*

$$\mathbb{P}_{\mathbf{D} \sim F^n}(\pi_{\mathbf{n}}(\mathbf{x}, \mathbf{I}) \leq z) = B_{\lceil qn \rceil - \sigma_k, n - \sigma_k}(F(z)),$$

where  $\sigma_k := \sum_{\ell=1}^k n_{\ell}$ .

Lemma 2 has precisely the structure described Definition 1: on each interval  $[x_k, x_{k+1})$ , the action CDF depends on  $F$  only through the local value  $F(z)$  on  $z \in [x_k, x_{k+1})$ . In fact, the action distribution of BSAA possesses stronger structure: BSAA is piecewise-separable with an empty “global” dependence set  $\mathcal{X}_k = \emptyset$ , i.e., the action distribution on the interval  $[x_k, x_{k+1})$  does not depend on the value of  $F$  outside this interval. The following characterization of worst-case regret follows immediately from an application of Theorem 1.

**Corollary 1.** *The BSAA policy  $\pi_{\mathbf{n}}^{\text{BSAA}}$  is a piecewise-separable policy with  $\mathcal{X}_k = \emptyset$  and*

$$P_k^{\pi_{\mathbf{n}}^{\text{BSAA}}} = B_{\lceil qn \rceil - \sigma_k, n - \sigma_k}$$

for all  $0 \leq k \leq K$ , where  $\sigma_k = \sum_{\ell=1}^k n_{\ell}$ . Therefore,

$$\text{Reg}(\pi_{\mathbf{n}}^{\text{BSAA}} \mid \mathbf{x}) = \sup_{\substack{\mathbf{f}^+ \in [0,1]^{K+1} \\ 0 \leq f_0^+ \leq f_1^+ \leq \dots \leq f_K^+ \leq 1}} \sum_{k=0}^K (x_{k+1} - x_k) \cdot \Psi_k^{\text{BSAA}}(f_k^+),$$

where the function  $\Psi_k^{\text{BSAA}} : [0, 1] \rightarrow \mathbb{R}$  is given by

$$\Psi_k^{\text{BSAA}}(v) = (1 - B_{\lceil qn \rceil - \sigma_k, n - \sigma_k}(v)) \cdot (v - q) + (q - v)^+.$$

Corollary 1 reduces the infinite-dimensional adversarial choice of  $F$  to the choice of a nondecreasing sequence  $\mathbf{f}^+ = (f_0^+, \dots, f_K^+)$ , which can be interpreted as the value of candidate worst-case CDF at the breakpoints  $(x_0, \dots, x_K)$ . The only coupling across intervals is the monotonicity constraint; absent this constraint, each term would be maximized independently. The remainder of the analysis establishes and exploits the strong structural properties of these one-dimensional functions  $\Psi_k^{\text{BSAA}}$  to make this coupling effectively irrelevant and further simplify the characterization

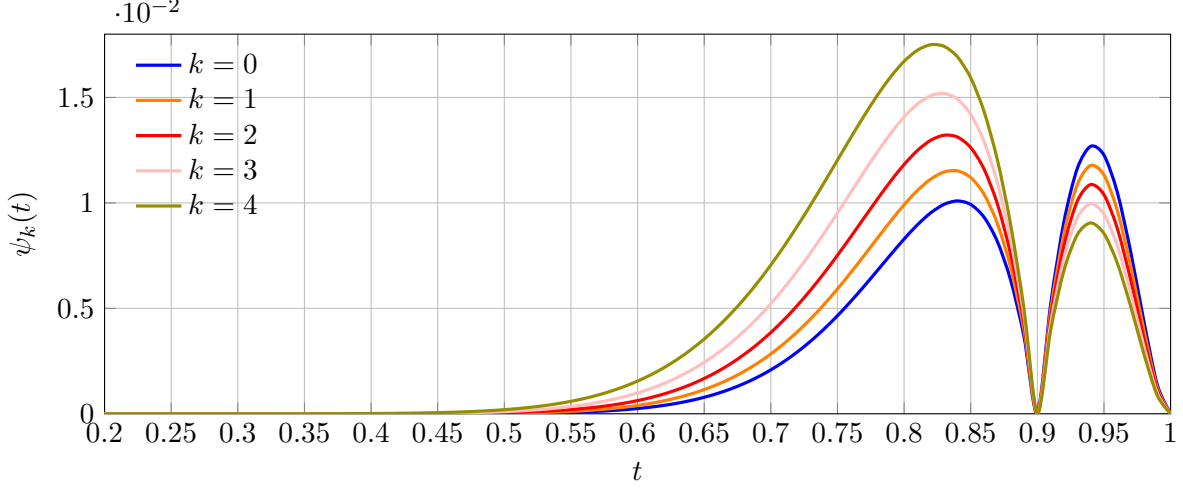


Figure 1:  $\Psi_k^{\text{BSAA}}(t)$  functions for  $K = 5$ ,  $q = 0.9$ , and sample allocation  $\mathbf{n} = (1, 1, 1, 1, 15)$ .

of worst-case regret.

*Step 2: Structural Properties of  $\Psi_k^{\text{BSAA}}$ .* Observe that  $\Psi_k^{\text{BSAA}}(v) = 0$  whenever  $v = q$ . Thus the critical fractile  $q$  bifurcates the functions  $\Psi_k^{\text{BSAA}}$  into two pieces, one on  $[0, q]$  and the other on  $[q, 1]$ . Now, since we are concerned with a maximization problem, it would be desirable for these pieces to be concave. Although the functions are typically not concave, we show that both pieces of  $\Psi_k^{\text{BSAA}}$  are strictly log-concave.

**Lemma 3.** *For all  $0 \leq k \leq K$  with  $\sum_{\ell=1}^k n_k < \lceil qn \rceil$ , we have*

1.  $\Psi_k^{\text{BSAA}}$  is strictly log concave when restricted to  $[0, q]$ .
2.  $\Psi_k^{\text{BSAA}}$  is strictly log concave when restricted to  $[q, 1]$ .

Log-concavity implies that each  $\Psi_k^{\text{BSAA}}$  has a unique maximizer on  $(0, q)$  (respectively on  $(q, 1)$ ) in the non-degenerate regime. The next lemma shows that these maximizers can only decrease as  $k$  increases. Figure 1 depicts a particular instantiation of the  $\{\Psi_k^{\text{BSAA}}\}_k$  functions to highlight the structure we aim to capture in these lemmas.

**Lemma 4.** *For each  $0 \leq k \leq K$ , define*

$$v_k^- := \inf \left( \operatorname{argmax}_{v \in [0, q]} \Psi_k^{\text{BSAA}}(v) \right) \quad \text{and} \quad v_k^+ := \inf \left( \operatorname{argmax}_{v \in [q, 1]} \Psi_k^{\text{BSAA}}(v) \right),$$

*Then, the sequences  $(v_i^-)_{k \in \{0, \dots, K\}}$  and  $(v_i^+)_{k \in \{0, \dots, K\}}$  are non-increasing.*

*Step 3: Putting it Together.* Corollary 1 reduced the evaluation of worst-case regret to the maximization of the separable sum  $\sum_k (x_{k+1} - x_k) \cdot \Psi_k^{\text{BSAA}}(f_k^+)$  over non-decreasing sequences  $\mathbf{f}^+$ . However, if we ignore the constraint that  $\mathbf{f}^+$  needs to be non-decreasing, Lemma 4 shows that the optimizers of the individual functions  $\Psi_k^{\text{BSAA}}(f_k^+)$  are actually *non-increasing*. This tendency of the maximization to push against the constraints causes them to become binding. In fact, they are maximally binding and the maximizer of the joint maximization problem has identical coordinates, as the following lemma shows.

**Lemma 5.** *Let  $C \subseteq \mathbb{R}$  be a compact interval and  $(g_i)_{i=1}^N$  be a family of continuous unimodal functions with  $g_i : C \rightarrow \mathbb{R}$ . Moreover, assume that there exist maximizers  $o_i^* \in \operatorname{argmax}_{o \in C} g_i(o)$  which are non-increasing, i.e.,  $o_1^* \geq o_2^* \geq \dots \geq o_N^*$ . Then,*

$$\sup_{\substack{\mathbf{v} \in C^N \\ v_1 \leq \dots \leq v_N}} \sum_{i=1}^N g_i(v_i) = \sup_{v \in C} \sum_{i=1}^N g_i(v).$$

Finally, we put everything together to get the desired characterization of worst-case regret. In particular, Corollary 1 states that the worst-case regret is given by a separable weighted sum of  $(\Psi_k^{\text{BSAA}}(f_k^+))_k$  over non-decreasing  $\mathbf{f}^+$ . Lemma 3 in turn states that each function  $\Psi_k^{\text{BSAA}}$  is the amalgamation of two log-concave functions, one on  $[0, q]$  and the other on  $[q, 1]$ . Finally, Lemma 4 implies that the optimization of these log-concave (and therefore unimodal) pieces over non-decreasing vectors results in constant vectors being the optimal. Therefore, in order to find the worst-case regret one only needs to determine which functions  $\Psi_k^{\text{BSAA}}$  to maximize on  $[0, q]$  and which ones to maximize on  $[q, 1]$ , with the maximization on each piece reducing to a simple 1-dimensional search.

**Theorem 2.** *For every  $n \geq 1$ , and every  $\mathbf{x} \in [0, 1]^n$ , we have*

$$\operatorname{Reg}(\pi_{\mathbf{n}}^{\text{BSAA}} \mid \mathbf{x}) = \max_{0 \leq i \leq K} \sup_{\substack{v \in [0, q], \\ w \in [q, 1]}} \sum_{k=0}^i (x_{k+1} - x_k) \cdot \Psi_k^{\text{BSAA}}(v) + \sum_{k=i+1}^K (x_{k+1} - x_k) \cdot \Psi_k^{\text{BSAA}}(w),$$

where, for  $\sigma_k = \sum_{\ell=1}^k n_\ell$ , the function  $\Psi_k^{\text{BSAA}} : [0, 1] \rightarrow \mathbb{R}$  is given by

$$\Psi_k^{\text{BSAA}}(v) = (1 - B_{[qn] - \sigma_k, n - \sigma_k}(v)) \cdot (v - q) + (q - v)^+.$$

A useful interpretation of Theorem 2 is that, despite being a supremum over the infinite-

dimensional class  $\Delta([0, 1])$ , the worst-case regret of BSAA can always be realized by an extremely simple family of demand distributions. In particular, the adversary never needs a rich or diffuse distribution over  $[0, 1]$ : it suffices to place probability mass on at most three points, namely 0, one of the historical censoring thresholds  $x_i$ , and 1. To see this, note that Theorem 2 shows that an optimal adversarial choice can be indexed by (i) a “crossing” interval  $i$  and (ii) two scalars  $(v, w)$  with  $v \in [0, q]$  and  $w \in [q, 1]$ , such that the demand distribution  $F$  satisfies  $F(x_k^+) = f_k^+ = v$  for all  $k \leq i$  and  $F(x_k^+) = f_k^+ = w$  for all  $k \geq i + 1$ . In other words, the choice of  $(i, v, w)$  corresponds to the three-point distribution

$$F_{i,\alpha,\beta} = \alpha \delta_0 + \beta \delta_{x_i} + (1 - \alpha - \beta) \delta_1, \quad \alpha, \beta \geq 0, \alpha + \beta \leq 1,$$

whose CDF satisfies  $F_{i,\alpha,\beta}(z) = \alpha$  for  $z \in (0, x_i)$ ,  $F_{i,\alpha,\beta}(z) = \alpha + \beta$  for  $z \in [x_i, 1)$ , and  $F_{i,\alpha,\beta}(1) = 1$ . Conceptually, this reduction exhibits a sharp “extremal” structure: the least favorable demand distributions for BSAA concentrate mass at the boundaries and at a single censoring level, creating maximal ambiguity about whether observed sales reflect genuinely low demand or merely inventory-induced censoring.

Therefore, Theorem 2 provides a computationally tractable procedure to evaluate the worst-case regret of BSAA for *any* sample size  $\mathbf{n}$  and *any* configuration of historical inventory  $\mathbf{x} = (x_1, \dots, x_K)$ . Indeed, the worst-case regret can be evaluated efficiently via a finite set of  $K+1$  two-dimensional problems, indexed by a single crossing interval and two scalar CDF levels  $(v, w)$  on either side of the critical fractile. This allows us to efficiently evaluate the *value of censored sales data* for the BSAA policy: given historical sales data censored by arbitrary inventories  $\mathbf{x}$ , Theorem 2 exactly characterizes the out-of-sample performance that BSAA can guarantee with this data. We leverage this reduction in Section 5 to study the performance guarantees achievable by a decision-maker who relies on a coarse point-of-sale system that does not record stockout information.

### 4.3 Analysis of the Kaplan-Meier Policy

We now specialize our general reduction in Theorem 1 to the Kaplan-Meier policy  $\pi_{\mathbf{n}}^{\text{KM}}$  defined in Section 3. This policy is widely used in inventory planning and applies the Kaplan–Meier product-limit estimator to construct an estimate  $\hat{F}_{KM}$  of the demand CDF, after which it orders the  $q^{\text{th}}$  quantile of  $\hat{F}_{KM}$ .

Theorem 1 applies to  $\pi_{\mathbf{n}}^{\text{KM}}$  once we establish that it is a piecewise-separable policy. However,

analyzing the KM policy is particularly challenging due to the nature of the estimator. Indeed, while a classical empirical cumulative distribution puts a uniform weight of  $\frac{1}{n}$  over every sample observed, the weights involved in the KM estimator are non-uniform, and “path-dependent”: the weight of a given sample depends on the number of censored samples observed before that sample. The next lemma is the key structural step of our reduction.

**Lemma 6** (Piecewise-separability of the Kaplan–Meier policy). *Fix  $\mathbf{n} \in \mathbb{N}^K$  and historical inventories  $\mathbf{x} = (x_1, \dots, x_K) \in [0, 1]^K$ . Define  $x_0 = 0$  and  $x_{K+1} = 1$ , and assume  $0 = x_0 \leq x_1 \leq \dots \leq x_K \leq x_{K+1} = 1$ . Then the Kaplan–Meier policy  $\pi_{\mathbf{n}}^{\text{KM}}$  is piecewise-separable. Furthermore, we have that  $\mathcal{X}_0 = \emptyset$  and  $\mathcal{X}_k = \{x_1, \dots, x_k\}$ , for every  $k \in \{1, \dots, K\}$ .*

Lemma 6 shows that for any  $z \in [x_k, x_{k+1})$  the probability of the event  $\{\pi_{\mathbf{n}}^{\text{KM}}(\mathbf{x}, \mathbf{I}) \leq z\}$  can be written solely as a function of the CDF values at the previous censoring points  $x_1, \dots, x_k$ , together with the single value  $F(z)$ . In contrast to Biased-SAA, whose action distribution on each piece depends only on  $F(z)$  (cf. Lemma 2), the KM policy exhibits an inherently non-local dependence on the past censoring points. This non-locality is intuitive, since the Kaplan–Meier estimator is path-dependent: its value at  $z$  is obtained by multiplying incremental survival updates accumulated across earlier censoring levels. The contribution of Lemma 6 is to show that the entire non-local dependence can be summarized by a fixed set of scalars, namely  $(F(x_1), \dots, F(x_k), F(z))$ , and nothing else about  $F$ .

The proof proceeds by re-expressing the Kaplan–Meier estimator evaluated at  $z$  in terms of a collection of counts. Specifically, for each  $j \leq k$  we track the number of observations censored at inventory level  $x_j$ , and we also track the number of observations whose realized demand falls into each interval  $(x_{j-1}, x_j]$ , together with the terminal interval  $[x_k, z]$ . These counts are distributing as independent multinomial random vectors, with cell probabilities determined entirely by the CDF values at the breakpoints  $F(x_1), \dots, F(x_k)$  and the within-piece value  $F(z)$ . Once the estimator is written as a function of these multinomial counts, it follows that the distribution of  $\pi_{\mathbf{n}}^{\text{KM}}(\mathbf{x}, \mathbf{I})$  on the piece  $[x_k, x_{k+1})$  depends on  $F$  only through  $(F(x_1), \dots, F(x_k), F(z))$ , which is exactly the piecewise-separability statement.

Finally, Lemma 6 underscores the need for a general reduction that applies to the broader family of piecewise-separable policies. The separable policies studied by Besbes et al. (2023) restrict attention to decision rules whose behavior at a threshold  $z$  depends only on the local quantity  $F(z)$ . This locality restriction excludes policies with path-dependent structure, and therefore can-

not accommodate procedures such as the Kaplan–Meier policy, whose distribution of actions on  $[x_k, x_{k+1})$  depends on the past breakpoints values  $(F(x_1), \dots, F(x_k))$  in addition to  $F(z)$ .

Combining Lemma 6 with Theorem 1 yields the following reduction.

**Theorem 3** (Worst-case regret of the Kaplan–Meier policy). *Fix  $\mathbf{n} \in \mathbb{N}^K$  and a design  $\mathbf{x} = (x_1, \dots, x_K) \in [0, 1]^K$  with  $0 = x_0 \leq x_1 \leq \dots \leq x_K \leq x_{K+1} = 1$ . Then*

$$\text{Reg}(\pi_{\mathbf{n}}^{\text{KM}} \mid \mathbf{x}) = \sup_{\substack{\mathbf{f}, \mathbf{f}^+ \in [0, 1]^{K+1} \\ 0 \leq f_0 \leq f_0^+ \leq f_1 \leq f_1^+ \leq \dots \leq f_K^+ \leq 1}} \sum_{k=0}^K (x_{k+1} - x_k) \cdot \Psi_k^{\pi_{\mathbf{n}}^{\text{KM}}}((f_1, \dots, f_k), f_k^+), \quad (2)$$

where, for each  $k \in \{0, \dots, K\}$  and all  $(\mathbf{u}, v) \in [0, 1]^k \times [0, 1]$ ,

$$\Psi_k^{\pi_{\mathbf{n}}^{\text{KM}}}(\mathbf{u}, v) = (1 - P_k^{\pi_{\mathbf{n}}^{\text{KM}}}(\mathbf{u}, v)) \cdot (v - q) + (q - v)^+, \quad (3)$$

and  $P_k^{\pi_{\mathbf{n}}^{\text{KM}}} : [0, 1]^k \times [0, 1] \rightarrow [0, 1]$  is the piecewise-separability function from Definition 1 associated with  $\pi_{\mathbf{n}}^{\text{KM}}$  on the interval  $[x_k, x_{k+1})$ .

Theorem 3 yields an *exact* characterization of the worst-case regret of the Kaplan–Meier policy that holds for *any* finite sample size and for *any* past inventory levels  $\mathbf{x}$ . Moreover, it provides an explicit reduction of the original worst-case evaluation problem to a finite-dimensional optimization problem whose dimension depends only on the number of distinct historical inventory levels (and not on the sample size  $n$ ). As a consequence, the exact worst-case regret of the Kaplan–Meier policy can be efficiently computed in finite samples, including in small and moderate data regimes.

To the best of our knowledge, such a finite-sample regret characterization has not been available for Kaplan–Meier based inventory policies. Existing work that applies Kaplan–Meier techniques in inventory control primarily establishes consistency or asymptotic optimality, see, for example, (Huh et al., 2011) or the discussion in (Fan et al., 2022), and does not provide finite-sample guarantees. This limitation is inherent to the structure of the problem: the Kaplan–Meier estimator induces decision rules that depend on the entire history of censoring, so that evaluating regret requires controlling a nonlinear and path-dependent functional of heterogeneously censored observations. In the fixed-design censoring regime considered here, this dependence lies outside the scope of standard concentration-based analyses. While the survival-analysis literature derives nonasymptotic deviation inequalities for the Kaplan–Meier estimator under classical random-censoring assumptions (e.g., Gill, 1983; Csörgő and Horváth, 1983; Bitouzé et al., 1999), those results do not apply

to inventory settings, where censoring is induced by past inventory decisions and therefore cannot be assumed to be random. Theorem 3 shows that, despite these challenges, the Kaplan-Meier policy admits sufficient structural regularity under fixed censoring to allow an exact finite-sample worst-case regret characterization.

## 5 Structural Insights

We next leverage our theoretical reduction to quantify the exact finite-sample performance of data-driven policies in censored inventory regimes, and to study how demand censoring affects learning. We consider a practical scenario in which a decision-maker has primarily operated at a single inventory level  $x \in [0, 1]$ . Such a setting naturally arises, for instance, when the decision-maker follows an order-up-to policy for an extended period of time and gathers demand observations. While this approach facilitates stable operations, it typically results in censored sales data whenever realized demand exceeds the chosen inventory level. To mitigate censoring and improve information about the underlying demand distribution, the decision-maker may occasionally place a larger order. We model this exploratory behavior by allowing the decision-maker to select the maximal inventory level 1, corresponding to the upper bound of the demand support, for a subset of periods. Formally, we assume that the decision-maker has access to a total of  $n$  sales observations, of which  $n - m$  were generated under inventory  $x$ , and the remaining  $m$  were generated under inventory level 1.

The pair  $(n, m)$  captures both the overall amount of available data and the intensity of exploration. When  $m = 0$ , all observations are censored at level  $x$ , whereas larger values of  $m$  correspond to increasingly informative data due to reduced censoring. For each triple  $(x, n, m)$ , we use the analytical characterization developed in Section 4 to compute the worst-case regret of the corresponding data-driven policy over all demand distributions.

### 5.1 On the Value of Exploration for Kaplan-Meier

We present in Figure 2 the worst-case performance of the Kaplan-Meier policy as a function of  $n$  for different values of  $x$  and  $m$ . As a benchmark, we also plot the worst-case performance of the Sample Average Approximation algorithm which has access to  $n$  i.i.d samples of *uncensored* demand. We note that this benchmark is a lower bound on the best achievable worst-case regret with censored data.

Figure 2 provides several insights into the performance of the KM policy and the value of

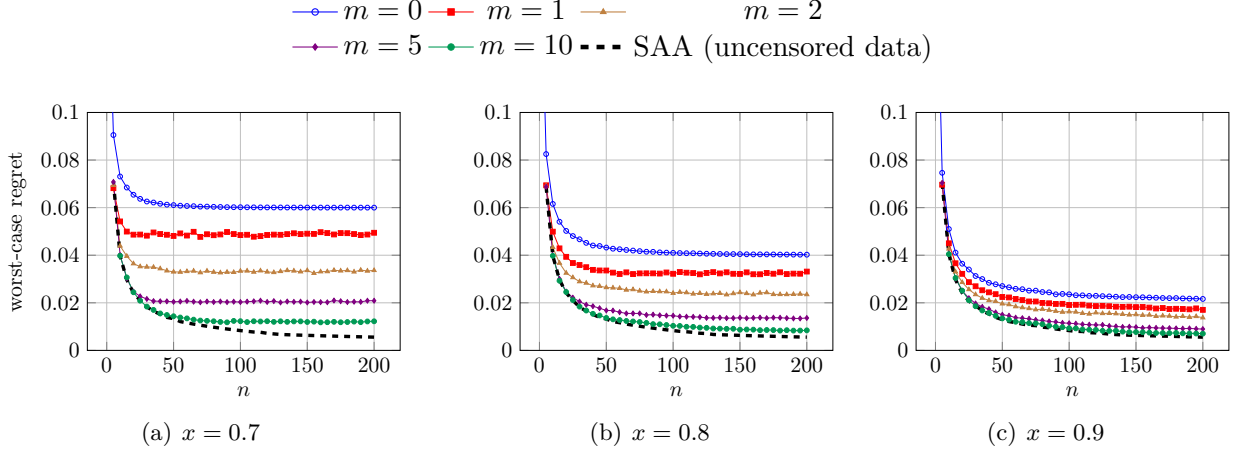


Figure 2: KM policy,  $q = 0.8$ : effect of sample size  $n$ .

censored information. We first observe that for fixed values of  $n$  and  $m$ , increasing the inventory level  $x$  at which demand is censored reduces the worst-case regret of the KM policy. This behavior is intuitive: higher values of  $x$  reduce the extent of censoring in the observed data and therefore provide more information about the underlying demand distribution.

We also note that, in all settings, the KM policy converges to a strictly positive worst-case regret level when some observations are censored. This reflects the fundamental impossibility of fully learning the demand distribution from censored data alone: increasing the sample size  $n$  cannot drive worst-case regret to zero in the absence of uncensored observations. Moreover, this convergence occurs very quickly: in all cases, the worst-case regret flattens after only tens of samples, indicating that once the informational content of censored data is exhausted, additional observations provide little marginal benefit.

The most striking insight from the experiments is that a small amount of exploration goes a very long way. Introducing even a handful of uncensored observations leads to disproportionately large improvements in worst-case performance. For example, when  $x = 0.7$  and  $n = 100$ , the worst-case regret decreases by approximately 20% when *a single observation is uncensored*, and is reduced by a factor of three when  $m = 5$  uncensored observations are available. In fact, a decision-maker with 95 observations collected at inventory level  $x = 0.7$  and only 5 uncensored observations collected at inventory level 1 achieves essentially the same worst-case regret guarantee as a decision-maker with 100 observations collected at  $x = 0.9$ , that is, one who commits to holding 30% more inventory under an order-up-to policy.

Finally and quite notably, very limited exploration is sufficient to nearly match the fully uncen-

sored benchmark. With  $m = 10$  uncensored observations out of  $n = 100$  samples, the worst-case regret guarantee of the KM policy lies within 50%, 25%, and 12.5% of the regret achieved under fully uncensored data (SAA) when  $x$  equals 0.7, 0.8, and 0.9, respectively. Taken together, these results demonstrate that while censoring fundamentally constrains what can be learned from passive data, deliberate and limited exploration can dramatically improve worst-case guarantees, and can do so with only minimal departures from standard operational practices.

## 5.2 Performance Behavior of the BSAA Policy

We now turn to the Biased Sample Average Approximation (BSAA) policy in order to understand the consequences of learning from censored sales data when censoring information is not observed. This setting is particularly relevant in practice, as many point-of-sale (PoS) systems record only realized sales and do not track inventory levels or stockout events. In such environments, the decision-maker cannot identify which observations are censored and therefore cannot implement policies that explicitly account for censoring, such as the Kaplan-Meier policy. BSAA, which treats sales as realizations of demand, is then a natural and often unavoidable solution.

Figure 3 reports the worst-case regret of the BSAA policy as a function of the sample size  $n$ , for different values of the base-stock level  $x$  and the exploration parameter  $m$ . The experimental design is identical to that used in the previous subsection:  $n - m$  observations are generated under inventory level  $x$ , and  $m$  observations are generated under inventory level 1. As before, we include the worst-case regret of the Sample Average Approximation (SAA) policy with access to  $n$  i.i.d. samples of uncensored demand as a benchmark.

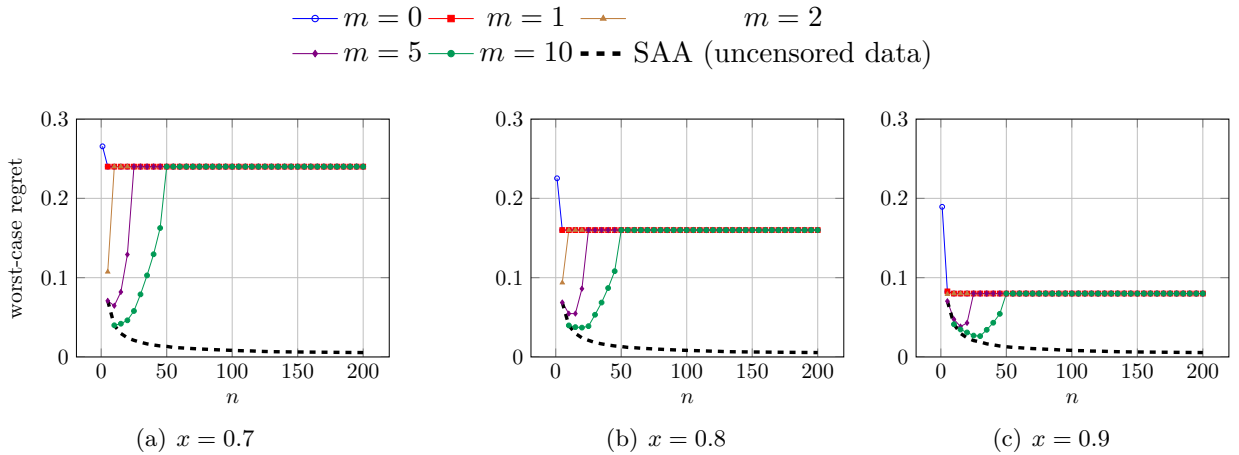


Figure 3: BSAA policy,  $c_u = 0.8$ : effect of sample size  $n$ .

Figure 3 illustrates how censored and uncensored observations interact under sales-as-demand learning. We first note that the worst-case performance of the BSAA policy is markedly worse than that of the KM policy. Furthermore, in contrast with the KM policy, Figure 3 shows that while a small number of uncensored observations can reduce worst-case regret for small sample sizes, their influence diminishes rapidly as additional censored data are aggregated. Indeed, as the sample size of censored data increases, the bias induced by treating censored sales as demand becomes dominant, and the worst-case regret of BSAA converges to the same level across all values of  $m$ .

This dilution effect has important operational implications. In regimes with substantial censoring, such as  $x = 0.7$ , aggregating additional censored data can be actively harmful. Indeed, for small values of  $m$ , the worst-case regret of BSAA is often lower when the policy relies almost exclusively on uncensored observations, and increases as more censored samples are added. In these settings, censored data overwhelm the limited high-quality information provided by uncensored samples and degrade overall performance. When the censoring point is sufficiently high, for example  $x = 0.9$ , censored observations are less distorted and may lead to moderate performance improvements. Even in this case, however, the gains from aggregating censored data are small relative to the potential deterioration that occurs once censored samples dominate the dataset. Compared to the dramatic benefits of limited exploration observed under the KM policy, the improvements achievable under BSAA are modest and fragile.

Taken together, these results suggest that when operating with a PoS system that cannot capture censoring information, the decision-maker should avoid myopically aggregating large volumes of censored sales data. Instead, performance is driven primarily by a small number of high-quality, uncensored observations. In such settings, deliberately prioritizing a limited amount of uncensored data can be far more effective than collecting large datasets dominated by censored sales.

In fact, our characterization in Theorem 2 can be leveraged to solve the meta problem of inventory design for exploration: before applying BSAA, the decision maker can choose which inventory levels to use while collecting data (and how many observations to collect at each level) subject to a single budget  $B$  on total inventory deployed.

$$\inf_{\substack{K \geq 1, \mathbf{n} \in \mathbb{N}^K \\ 0 \leq x_1 \leq \dots \leq x_K \leq 1 \\ \sum_{k=1}^K n_k x_k \leq B}} \text{Reg}(\pi_{\mathbf{n}}^{\text{BSAA}} \mid \mathbf{x}) = \inf_{\substack{K \geq 1, \mathbf{n} \in \mathbb{N}^K \\ 0 \leq x_1 \leq \dots \leq x_K \leq 1 \\ \sum_{k=1}^K n_k x_k \leq B}} \sup_{F \in \Delta([0,1])} \mathbb{E}_{\mathbf{D} \sim F^n} \left[ R(\pi_{\mathbf{n}}^{\text{BSAA}}(\mathbf{x}, \mathbf{I}), F) \right].$$

We prove that this intricate min-max design problem is actually tractable for BSAA. Using our

regret characterization, we show that one can reduce the minimax design problem to solving a finite collection of linear programs (one for each candidate number of historical samples  $K$ ). This provides an implementable recipe for efficiently computing the optimal exploratory inventory design for the BSAA policy, and for quantifying the corresponding value of information that can be collected with total inventory  $B$ . The precise statement can be found in Section D.

We numerically applied this procedure for various inventory budgets  $B \in \mathbb{N}$  and found that the optimal exploratory inventory is the one that obtains  $B$  uncensored samples, i.e.,  $K = 1$  with  $x_1 = 1$  and  $n_1 = B$ . This reinforces our earlier message that the bias of BSAA increases with the number of censored samples, and therefore it is better to prioritize the collection of fewer uncensored demand samples, rather than many censored ones.

### 5.3 Sample Complexity for Different Censoring Levels

We next study the sample complexity required to achieve a target worst-case regret level under the Kaplan–Meier policy, for different values of the critical fractile  $q$ . For illustrative purposes, we define the target as a percentage of the minimax optimal regret achievable with sole knowledge of the support of the distribution (Perakis and Roels, 2008). This regret is known to be equal to  $q \cdot (1 - q)$ , and we will refer to it as the no-information regret. We then consider the Kaplan–Meier policy in the setting where all historical sales information have been observed under a single base-stock level  $x$ . For each value of  $x$ , we compute the minimal number of samples required to ensure that the worst-case regret does not exceed 25% of the no-information regret. Figure 4 plots this minimal sample requirement as a function of  $x$  for two representative quantile levels.

Figure 4 reveals a sharp phase transition in the sample complexity of the Kaplan–Meier policy. For smaller values of  $x$ , the target regret is unattainable, resulting in effectively infinite sample requirements. Once  $x$  exceeds a critical threshold, however, the sample complexity drops abruptly to moderate levels and subsequently stabilizes as  $x$  increases further. Taken together, these observations suggest that, when learning from censored demand information, the target performance is either achievable, in which case a relatively small number of samples suffices, or unachievable, in which case collecting additional samples alone is ineffective and increasing the censoring point becomes the most reliable way to improve performance.

Moreover, when operating close to the feasibility boundary, modest increases in the censoring point can lead to exponential reductions in sample complexity. For example, for  $q = 0.9$ , increasing  $x$  from 0.78 to 0.80 (a 2.6% increase) reduces the required number of samples from 159 to 58, a

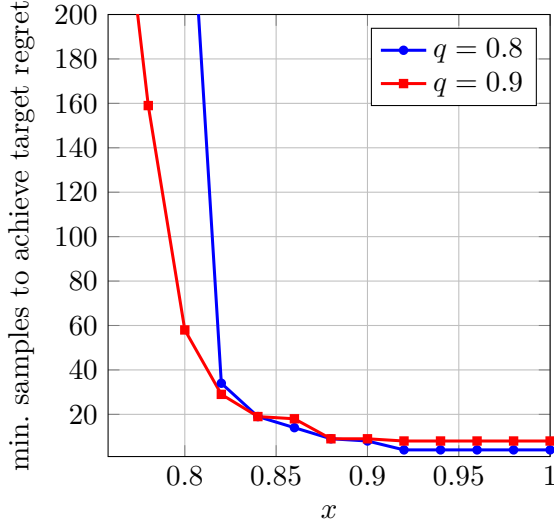


Figure 4: **Sample complexity.** Minimal sample size required to achieve the target worst-case regret for the Kaplan-Meier policy, for different critical quantiles. The target regret for each curve is 25% of the no-information regret.

reduction by nearly a factor of three. A further increase to  $x = 0.82$  (an additional 2.5% increase) halves the sample complexity again, bringing it down to 29 samples.

## 6 Conclusion

We study the offline data-driven newsvendor problem under demand censoring, where historical observations consist only of realized sales. Our main contribution is an optimization-based framework that yields an exact characterization of the worst-case regret of data-driven policies for any sample size by reducing an infinite-dimensional and nonconvex adversarial problem to a finite-dimensional one. This reduction enables sharp regret analysis for a broad class of inventory policies, including classical ones. Our results show that the Kaplan-Meier policy is robust to censoring and that even minimal exploration can unlock near-uncensored performance guarantees, while policies that ignore censoring may suffer persistent performance losses. More broadly, our analysis clarifies how information constraints reshape the value of data and the sample complexity of learning in operational settings. Beyond the specific application studied here, we view our optimization-based approach as a general tool for providing exact performance characterizations in data-driven operational problems. By avoiding reliance on asymptotic or concentration-based arguments, our framework opens the door to principled finite-sample analysis of a wide range of offline decision problems, including but not limited to inventory systems with censored information. Exploring

these broader applications is an exciting direction for future research.

## References

- Agrawal, S. and Jia, R. (2022), ‘Learning in structured mdps with convex cost functions:: Improved regret bounds for inventory management’, *Operations Research* **70**(3), 1646–1664.
- Allouah, A., Bahamou, A. and Besbes, O. (2022), ‘Pricing with samples’, *Operations Research* **70**(2), 1088–1104.
- Allouah, A., Bahamou, A. and Besbes, O. (2023), ‘Optimal pricing with a single point’, *Management Science* **69**(10), 5866–5882.
- Babaioff, M., Gonczarowski, Y. A., Mansour, Y. and Moran, S. (2018), Are two (samples) really better than one?, in ‘Proceedings of the 2018 ACM Conference on Economics and Computation’, pp. 175–175.
- Bagnoli, M. and Bergstrom, T. (2005), ‘Log-concave probability and its applications’, *Economic theory* **26**(2), 445–469.
- Bahamou, A., Besbes, O. and Mouchtaki, O. (2024), ‘Fast revenue maximization’, *arXiv preprint arXiv:2407.07316* .
- Ban, G.-Y. (2020), ‘Confidence intervals for data-driven inventory policies with demand censoring’, *Operations Research* **68**(2), 309–326.
- Besbes, O., Ma, W. and Mouchtaki, O. (2023), ‘From contextual data to newsvendor decisions: On the actual performance of data-driven algorithms’, *arXiv preprint arXiv:2302.08424* .
- Besbes, O. and Mouchtaki, O. (2023), ‘How big should your data really be? data-driven newsvendor: Learning one sample at a time’, *Management Science* **69**(10), 5848–5865.
- Besbes, O. and Muharremoglu, A. (2013), ‘On implications of demand censoring in the newsvendor problem’, *Management Science* **59**(6), 1407–1424.
- Bitouzé, D., Laurent, B. and Massart, P. (1999), ‘A Dvoretzky–Kiefer–Wolfowitz type inequality for the kaplan–meier estimator’, *Annales de l’Institut Henri Poincaré, Probabilités et Statistiques* **35**(6), 735–763.
- Boyd, S. and Vandenberghe, L. (2004), *Convex optimization*, Cambridge university press.
- Burnetas, A. N. and Smith, C. E. (2000), ‘Adaptive ordering and pricing for perishable products’, *Operations Research* **48**(3), 436–443.
- Chen, B. and Chao, X. (2020), ‘Dynamic inventory control with stockout substitution and demand learning’, *Management Science* **66**(11), 5108–5127.
- Chen, Z. and Ma, W. (2024), ‘Survey of data-driven newsvendor: Unified analysis and spectrum of achievable regrets’, *arXiv preprint arXiv:2409.03505* .
- Cheung, W. C. and Simchi-Levi, D. (2019), ‘Sampling-based approximation schemes for capacitated stochastic inventory control models’, *Mathematics of Operations Research* **44**(2), 668–692.

- Csörgő, M. and Horváth, L. (1983), ‘The rate of strong uniform consistency for the kaplan–meier estimator’, *Zeitschrift für Wahrscheinlichkeitstheorie und Verwandte Gebiete* **62**(3), 411–426.
- Daskalakis, C. and Zampetakis, M. (2020), More revenue from two samples via factor revealing sdps, in ‘Proceedings of the 21st ACM Conference on Economics and Computation’, pp. 257–272.
- Fan, X., Chen, B. and Zhou, Z. (2022), ‘Sample complexity of policy learning for inventory control with censored demand’, *Available at SSRN 4178567*.
- Fu, H., Immorlica, N., Lucier, B. and Strack, P. (2015), Randomization beats second price as a prior-independent auction, in ‘Proceedings of the Sixteenth ACM Conference on Economics and Computation’, pp. 323–323.
- Gallego, G. and Moon, I. (1993), ‘The distribution free newsboy problem: review and extensions’, *Journal of the Operational Research Society* **44**(8), 825–834.
- Gill, R. D. (1983), ‘Large sample behaviour of the product–limit estimator on the whole line’, *The Annals of Statistics* **11**(1), 49–58.
- Godfrey, G. A. and Powell, W. B. (2001), ‘An adaptive, distribution-free algorithm for the newsvendor problem with censored demands, with applications to inventory and distribution’, *Management Science* **47**(8), 1101–1112.
- Hssaine, C. and Sinclair, S. R. (2024), ‘The data-driven censored newsvendor problem’, *arXiv preprint arXiv:2412.01763*.
- Huang, Z., Mansour, Y. and Roughgarden, T. (2018), ‘Making the most of your samples’, *SIAM Journal on Computing* **47**(3), 651–674.
- Huh, W. T., Levi, R., Rusmevichientong, P. and Orlin, J. B. (2011), ‘Adaptive data-driven inventory control with censored demand based on kaplan-meier estimator’, *Operations Research* **59**(4), 929–941.
- Huh, W. T. and Rusmevichientong, P. (2009), ‘A nonparametric asymptotic analysis of inventory planning with censored demand’, *Mathematics of Operations Research* **34**(1), 103–123.
- Jain, A., Rudi, N. and Wang, T. (2015), ‘Demand estimation and ordering under censoring: Stock-out timing is (almost) all you need’, *Operations Research* **63**(1), 134–150.
- Kaplan, E. L. and Meier, P. (1958), ‘Nonparametric estimation from incomplete observations’, *Journal of the American statistical association* **53**(282), 457–481.
- Kunnumkal, S. and Topaloglu, H. (2008), ‘Using stochastic approximation methods to compute optimal base-stock levels in inventory control problems’, *Operations Research* **56**(3), 646–664.
- Levi, R., Pál, M., Roundy, R. O. and Shmoys, D. B. (2007), ‘Approximation algorithms for stochastic inventory control models’, *Mathematics of Operations Research* **32**(2), 284–302.
- Levi, R., Perakis, G. and Uichanco, J. (2015), ‘The data-driven newsvendor problem: new bounds and insights’, *Operations Research* **63**(6), 1294–1306.
- Lin, M., Huh, W. T., Krishnan, H. and Uichanco, J. (2022), ‘Data-driven newsvendor problem: Performance of the sample average approximation’, *Operations Research* **70**(4), 1996–2012.

- Liu, M., Cao, J. and Shen, Z.-J. M. (2023), ‘Marginal value of one data point in assortment personalization’. Working paper.
- Lugosi, G., Markakis, M. G. and Neu, G. (2024), ‘On the hardness of learning from censored and nonstationary demand’, *INFORMS Journal on Optimization* **6**(2), 63–83.
- Natarajan, K., Sim, M. and Uichanco, J. (2018), ‘Asymmetry and ambiguity in newsvendor models’, *Management Science* **64**(7), 3146–3167.
- Perakis, G. and Roels, G. (2008), ‘Regret in the newsvendor model with partial information’, *Operations Research* **56**(1), 188–203.
- Scarf, H. (1958), ‘A min-max solution of an inventory problem’, *Studies in the mathematical theory of inventory and production* .
- Schlag, K. H. (2006), ‘Eleven-tests needed for a recommendation’.
- Shi, C., Chen, W. and Duenyas, I. (2016), ‘Nonparametric data-driven algorithms for multiproduct inventory systems with censored demand’, *Operations Research* **64**(2), 362–370.
- Stoye, J. (2009), ‘Minimax regret treatment choice with finite samples’, *Journal of Econometrics* **151**(1), 70–81.
- Yuan, H., Luo, Q. and Shi, C. (2021), ‘Marrying stochastic gradient descent with bandits: Learning algorithms for inventory systems with fixed costs’, *Management Science* **67**(10), 6089–6115.
- Zhang, H., Chao, X. and Shi, C. (2018), ‘Perishable inventory systems: Convexity results for base-stock policies and learning algorithms under censored demand’, *Operations Research* **66**(5), 1276–1286.
- Zhang, H., Chao, X. and Shi, C. (2020), ‘Closing the gap: A learning algorithm for lost-sales inventory systems with lead times’, *Management Science* **66**(5), 1962–1980.
- Zhang, Z., Ahn, H.-S. and Baardman, L. (2024), ‘More data or better data? impact of costly data collection on the newsvendor problem’, *Impact of Costly Data Collection on the Newsvendor Problem (September 06, 2024)* .

## A Proofs of Results in Section 4.1

**Proof of Lemma 1.** The structure of the argument follows (Besbes et al., 2023, Lemma 2). Fix  $\mathbf{x}$  and a demand distribution  $F$  on  $[0, 1]$ , and recall that  $\pi_{\mathbf{n}}(\mathbf{x}, \mathbf{I})$  denote the (random) action induced by  $\mathbf{D} = (D_1, \dots, D_n) \sim F^n$ .

For any deterministic  $a \in [0, 1]$ , we can write the two newsvendor terms pointwise as

$$(a - D)^+ = \int_0^a \mathbb{1}\{D \leq z\} dz \quad \text{and} \quad (D - a)^+ = \int_a^1 \mathbb{1}\{D > z\} dz$$

Therefore, recalling  $q = c_u/(c_u + c_o)$  and  $c(a, F) = \mathbb{E}_{D \sim F}[c_o(a - D)^+ + c_u(D - a)^+]$ , we obtain

$$c(a, F) = c_o \int_0^a F(z) dz + c_u \int_a^1 (1 - F(z)) dz = c_u \int_0^1 (1 - F(z)) dz + (c_u + c_o) \int_0^a (F(z) - q) dz.$$

The first term does not depend on  $a$ . Since  $F$  is nondecreasing, the map  $a \mapsto \int_0^a (F(z) - q) dz$  is convex and is minimized at any  $q$ -quantile of  $F$ ; In particular, for  $a^* := \inf\{z \in [0, 1] : F(z) \geq q\}$  we have

$$\text{opt}(F) = c(a^*, F) = c_u \int_0^1 (1 - F(z)) dz - (c_u + c_o) \int_0^1 (q - F(z))^+ dz,$$

where the equality uses that  $(q - F(z))^+ = q - F(z)$  for  $z < a^*$  and  $(q - F(z))^+ = 0$  for  $z \geq a^*$ . Hence, for any  $a \in [0, 1]$ ,

$$\begin{aligned} R(a, F) &= c(a, F) - \text{opt}(F) \\ &= (c_u + c_o) \left( \int_0^a (F(z) - q) dz + \int_0^1 (q - F(z))^+ dz \right) \\ &= (c_u + c_o) \int_0^1 \left[ \mathbb{1}\{a > z\} (F(z) - q) + (q - F(z))^+ \right] dz. \end{aligned}$$

Applying this identity with  $a = \pi_{\mathbf{n}}(\mathbf{x}, \mathbf{I})$  and using Tonelli's theorem to exchange expectation and integration (the integrand is nonnegative) gives

$$\mathbb{E}_{D \sim F^n} [R(\pi_{\mathbf{n}}(\mathbf{x}, \mathbf{I}), F)] = (c_u + c_o) \int_0^1 \left[ \mathbb{P}_{D_1, \dots, D_n \sim F}(\pi_{\mathbf{n}}(\mathbf{x}, \mathbf{I}) > z) \cdot (F(z) - q) + (q - F(z))^+ \right] dz.$$

Finally,  $\mathbb{P}(\pi_{\mathbf{n}}(\mathbf{x}, \mathbf{I}) > z) = 1 - \mathbb{P}(\pi_{\mathbf{n}}(\mathbf{x}, \mathbf{I}) \leq z)$ , which yields the claimed representation.  $\square$

**Proof of Theorem 1.** Let  $F \in \Delta([0, 1])$ . We have that,

$$\begin{aligned} \mathbb{E}_{\mathbf{D} \sim F^n} [R(\pi_{\mathbf{n}}(\mathbf{x}, \mathbf{I}), F)] &\stackrel{(a)}{=} (c_u + c_o) \int_0^1 \left[ (1 - \mathbb{P}_{D_1, \dots, D_n \sim F}(\pi_{\mathbf{n}}(\mathbf{x}, \mathbf{I}) \leq z)) \cdot (F(z) - q) + (q - F(z))^+ \right] dz \\ &\stackrel{(b)}{=} (c_u + c_o) \sum_{k=0}^K \int_{x_k}^{x_{k+1}} \left[ (1 - P_k^{\pi_{\mathbf{n}}}(F(\mathcal{X}_k), F(z))) \cdot (F(z) - q) + (q - F(z))^+ \right] dz \end{aligned}$$

where (a) follows from Lemma 1 and (b) from the definition of a piecewise-separable policy. For each  $k \in \{0, \dots, K\}$  and for all  $(\mathbf{u}, v) \in [0, 1]^{|X_k|} \times [0, 1]$ , define the mapping

$$\Psi_k^{\pi_{\mathbf{n}}}(\mathbf{u}, v) = (1 - P_k^{\pi_{\mathbf{n}}}(\mathbf{u}, v)) \cdot (v - q) + (q - v)^+,$$

and note that this mapping is continuous by continuity of  $P_k^{\pi_{\mathbf{n}}}$ .

We have just established that,

$$\mathbb{E}_{\mathbf{D} \sim F^n} [R(\pi_{\mathbf{n}}(\mathbf{x}, \mathbf{I}), F)] = (c_u + c_o) \sum_{k=0}^K \int_{x_k}^{x_{k+1}} \Psi_k^{\pi_{\mathbf{n}}}(F(\mathcal{X}_k), F(z)) dz.$$

We next show that,

$$\sup_{F \in \Delta([0, 1])} \sum_{k=0}^K \int_{x_k}^{x_{k+1}} \Psi_k^{\pi_{\mathbf{n}}}(F(\mathcal{X}_k), F(z)) dz = \sup_{\substack{\mathbf{f}, \mathbf{f}^+ \in [0, 1]^{K+1} \\ 0 \leq f_0 \leq f_0^+ \leq f_1 \leq f_1^+ \leq \dots \leq f_K^+ \leq 1}} \sum_{k=0}^K (x_{k+1} - x_k) \cdot \Psi_k^{\pi_{\mathbf{n}}}(\mathbf{f}_{\mathcal{X}_k}, f_k^+). \quad (4)$$

*Step 1:* Let  $\epsilon > 0$  small enough. For every  $\mathbf{f}, \mathbf{f}^+ \in [0, 1]^{K+1}$ , such that  $0 \leq f_0 \leq f_0^+ \leq f_1 \leq f_1^+ \leq \dots \leq f_K^+ \leq 1$ , define the function  $F_{\mathbf{f}, \mathbf{f}^+, \epsilon}$  such that for every  $z \in [0, 1]$ ,

$$F_{\mathbf{f}, \mathbf{f}^+, \epsilon}(z) = \begin{cases} f_k & \text{if } z \in [x_k, x_k + \epsilon) \\ f_k^+ & \text{if } z \in [x_k + \epsilon, x_{k+1}) \\ 1 & \text{if } z = 1. \end{cases}$$

Note that  $F$  is a cdf on  $[0, 1]$  because it is non-decreasing from  $[0, 1]$  to  $[0, 1]$  (by definition of  $\mathbf{f}, \mathbf{f}^+$ ) and it is cad-lag.

Let  $C > 0$  be an upper bound on the family of functions  $(\Psi_k^{\pi_{\mathbf{n}}})_{k \in \{0, \dots, K\}}$ . By definition of

$F_{\mathbf{f}, \mathbf{f}^+, \epsilon}$ , we have

$$\begin{aligned}
\sum_{k=0}^K \int_{x_k}^{x_{k+1}} \Psi_k^{\pi_n}(F_{\mathbf{f}, \mathbf{f}^+, \epsilon}(\mathcal{X}_k), F_{\mathbf{f}, \mathbf{f}^+, \epsilon}(z)) dz &= \sum_{k=0}^K \int_{x_k}^{x_k + \epsilon} \Psi_k^{\pi_n}(\mathbf{f}\mathcal{X}_k, f_k) dz + \int_{x_k + \epsilon}^{x_{k+1}} \Psi_k^{\pi_n}(\mathbf{f}\mathcal{X}_k, f_k^+) dz \\
&= \sum_{k=0}^K (x_{k+1} - x_k) \cdot \Psi_k^{\pi_n}(\mathbf{f}\mathcal{X}_k, f_k^+) \\
&\quad + \epsilon \cdot \sum_{k=0}^K \left( \Psi_k^{\pi_n}(\mathbf{f}\mathcal{X}_k, f_k) - \Psi_k^{\pi_n}(\mathbf{f}\mathcal{X}_k, f_k^+) \right) \\
&\geq \sum_{k=0}^K (x_{k+1} - x_k) \cdot \Psi_k^{\pi_n}(\mathbf{f}\mathcal{X}_k, f_k^+) - (K+1) \cdot C \cdot \epsilon,
\end{aligned}$$

where the last inequality holds because for every  $k \in \{0, \dots, K\}$ , the function  $0 \leq \Psi_k^{\pi_n} \leq C$ .

Consequently, for every  $\epsilon > 0$ ,

$$\begin{aligned}
\sup_{F \in \Delta([0,1])} \sum_{k=0}^K \int_{x_k}^{x_{k+1}} \Psi_k^{\pi_n}(F(\mathcal{X}_k), F(z)) dz &\geq \sum_{k=0}^K \int_{x_k}^{x_k + \epsilon} \Psi_k^{\pi_n}(F_{\mathbf{f}, \mathbf{f}^+, \epsilon}(\mathcal{X}_k), F_{\mathbf{f}, \mathbf{f}^+, \epsilon}(z)) dz \\
&\geq \sum_{k=0}^K (x_{k+1} - x_k) \cdot \Psi_k^{\pi_n}(\mathbf{f}\mathcal{X}_k, f_k^+) - (K+1) \cdot C \cdot \epsilon.
\end{aligned}$$

By taking a supremum over  $\mathbf{f}, \mathbf{f}^+$  and sending  $\epsilon$  to 0, we obtain,

$$\sup_{F \in \Delta([0,1])} \sum_{k=0}^K \int_{x_k}^{x_{k+1}} \Psi_k^{\pi_n}(F(\mathcal{X}_k), F(z)) dz \geq \sup_{\substack{\mathbf{f}, \mathbf{f}^+ \in [0,1]^{K+1} \\ 0 \leq f_0 \leq f_0^+ \leq f_1 \leq f_1^+ \leq \dots \leq f_K^+ \leq 1}} \sum_{k=0}^K (x_{k+1} - x_k) \cdot \Psi_k^{\pi_n}(\mathbf{f}\mathcal{X}_k, f_k^+).$$

*Step 2:* To prove the reverse inequality, we note that,

$$\begin{aligned}
\sup_{F \in \Delta([0,1])} \sum_{k=0}^K \int_{x_k}^{x_{k+1}} \Psi_k^{\pi_n}(F(\mathcal{X}_k), F(z)) dz &= \sup_{\substack{\mathbf{f} \in [0,1]^{K+1} \\ 0 \leq f_0 \leq f_1 \leq \dots \leq f_K \leq 1}} \sup_{\substack{F \in \Delta([0,1]) \\ F(x_k) = f_k \text{ for all } k}} \sum_{k=0}^K \int_{x_k}^{x_{k+1}} \Psi_k^{\pi_n}(F(\mathcal{X}_k), F(z)) dz \\
&= \sup_{\substack{\mathbf{f} \in [0,1]^{K+1} \\ 0 \leq f_0 \leq f_1 \leq \dots \leq f_K \leq 1}} \sup_{\substack{F \in \Delta([0,1]) \\ F(x_k) = f_k \text{ for all } k}} \sum_{k=0}^K \int_{x_k}^{x_{k+1}} \Psi_k^{\pi_n}(\mathbf{f}\mathcal{X}_k, F(z)) dz.
\end{aligned} \tag{5}$$

Let  $\mathbf{f} \in [0, 1]^{K+1}$  be a non decreasing vector, and let  $F \in \Delta([0, 1])$  such that  $F(x_k) = f_k$  for every  $k \in \{0, \dots, K\}$ . Fix  $k \in \{0, \dots, K\}$ , and note that for every  $z \in [x_k, x_{k+1})$  (or  $z \in [x_K, x_{K+1}]$  if

$k = K$ ), we have

$$\Psi_k^{\pi_n}(\mathbf{f}_{\mathcal{X}_k}, F(z)) \leq \sup_{f_k^+ \in [F(x_k), F(x_{k+1})]} \Psi_k^{\pi_n}(\mathbf{f}_{\mathcal{X}_k}, f_k^+) = \sup_{f_k^+ \in [f_k, f_{k+1}]} \Psi_k^{\pi_n}(\mathbf{f}_{\mathcal{X}_k}, f_k^+),$$

where the inequality holds because  $F$  is non-decreasing hence  $F(z) \in [F(x_k), F(x_{k+1})]$ .

This implies that for every non-decreasing vector  $\mathbf{f} \in [0, 1]^{K+1}$ ,

$$\begin{aligned} \sup_{\substack{F \in \Delta([0,1]) \\ F(x_j)=f_j \text{ for all } j \in \{0, \dots, K\}}} \sum_{k=0}^{K+1} \int_{x_k}^{x_{k+1}} \Psi_k^{\pi_n}(\mathbf{f}_{\mathcal{X}_k}, F(z)) dz &\leq \sum_{k=0}^{K+1} \sup_{\substack{F \in \Delta([0,1]) \\ F(x_j)=f_j \text{ for all } j \in \{0, \dots, K\}}} \int_{x_k}^{x_{k+1}} \Psi_k^{\pi_n}(\mathbf{f}_{\mathcal{X}_k}, F(z)) dz \\ &\leq \sum_{k=0}^{K+1} \sup_{f_k^+ \in [f_k, f_{k+1}]} (x_{k+1} - x_k) \cdot \Psi_k^{\pi_n}(\mathbf{f}_{\mathcal{X}_k}, f_k^+) \\ &= \sup_{\substack{\mathbf{f}^+ \in [0,1]^{K+1} \\ f_k^+ \in [f_k, f_{k+1}] \text{ for all } k \in \{0, \dots, K\}}} \sum_{k=0}^{K+1} (x_{k+1} - x_k) \cdot \Psi_k^{\pi_n}(\mathbf{f}_{\mathcal{X}_k}, f_k^+). \end{aligned}$$

By combining this inequality to (5), we conclude that,

$$\begin{aligned} \sup_{F \in \Delta([0,1])} \sum_{k=0}^K \int_{x_k}^{x_{k+1}} \Psi_k^{\pi_n}(F(\mathcal{X}_k), F(z)) dz &\leq \sup_{\substack{\mathbf{f} \in [0,1]^{K+1} \\ 0 \leq f_0 \leq f_1 \leq \dots \leq f_K \leq 1}} \sup_{\substack{\mathbf{f}^+ \in [0,1]^{K+1} \\ f_k^+ \in [f_k, f_{k+1}] \text{ for all } k}} \sum_{k=0}^{K+1} (x_{k+1} - x_k) \cdot \Psi_k^{\pi_n}(\mathbf{f}_{\mathcal{X}_k}, f_k^+) \\ &= \sup_{\substack{\mathbf{f}, \mathbf{f}^+ \in [0,1]^{K+1} \\ 0 \leq f_0 \leq f_0^+ \leq f_1 \leq f_1^+ \leq \dots \leq f_K^+ \leq 1}} \sum_{k=0}^K (x_{k+1} - x_k) \cdot \Psi_k^{\pi_n}(\mathbf{f}_{\mathcal{X}_k}, f_k^+). \end{aligned}$$

Combining the two steps, we have established that (4) holds.  $\square$

## B Proofs for Results in Section 4.2

**Proof of Lemma 2.** Fix a  $k \in [K]$  and  $z \in [x_k, x_{k+1})$ . Define

$$\mathcal{S}_{k+1}(z) := \left| \left\{ (\ell, i) \mid \ell \geq k+1, S_i^{(\ell)} \leq z \right\} \right|$$

to be the number of historical sales samples larger than  $z$  which were observed for some historical inventory  $x_\ell \geq x_{k+1}$ . Then,  $\mathcal{S}_{k+1}(z) \leq \mathcal{S}_{k+1}(1) = \sum_{\ell=k+1}^K n_\ell = n - \sigma_k$ .

As  $\hat{F}_{\text{BSAA}}$  is the empirical distribution of the sales data  $\{S_i^{(k)}\}$ , note that

$$\inf \left\{ u \in [0, 1] \mid \hat{F}_{\text{BSAA}}(u) \geq q \right\} \leq z \quad \Longleftrightarrow \quad \left| \left\{ (\ell, i) \mid S_i^{(\ell)} \leq z \right\} \right| \geq \lceil qn \rceil.$$

Next, observe that  $S_i^{(\ell)} \leq x_\ell \leq x_k$  for all  $\ell \leq k$  and  $i \in [n_\ell]$ . Consequently, all of the  $\sigma_k = \sum_{\ell=1}^k n_\ell$  samples corresponding to the inventory levels  $\{x_1, \dots, x_k\}$  are *always* less than  $z$ . Therefore, we must have

$$\pi_{\mathbf{n}}^{\text{BSAA}}(\mathbf{x}, \mathbf{I}) \leq z \quad \Longleftrightarrow \quad \mathcal{S}_{k+1}(z) \geq \lceil qn \rceil - \sum_{\ell=1}^k n_\ell. \quad (6)$$

If  $\sigma_k > \lceil qn \rceil$ , then we always have  $\pi_{\mathbf{n}}^{\text{BSAA}}(\mathbf{x}, \mathbf{I}) \leq z$  and the lemma holds trivially. Suppose  $\sigma_k \leq \lceil qn \rceil$ . We can now evaluate the desired probability:

$$\begin{aligned} \mathbb{P}_{\mathbf{D} \sim F^n}(\pi_{\mathbf{n}}(\mathbf{x}, \mathbf{I}) \leq z) &= \mathbb{P}_{\mathbf{D} \sim F^n} \left( \mathcal{S}_{k+1}(z) \geq \lceil qn \rceil - \sum_{\ell=1}^k n_\ell \right) \\ &= \sum_{j=\lceil qn \rceil - \sigma_k}^{n - \sigma_k} \mathbb{P}_{\mathbf{D} \sim F^n}(\mathcal{S}_{k+1}(z) = j) \\ &= \sum_{j=\lceil qn \rceil - \sigma_k}^{n - \sigma_k} \binom{n - \sigma_k}{j} \cdot F(z)^j \cdot (1 - F(z))^{n - \sigma_k - j}, \end{aligned}$$

where the last equality follows from the fact that  $\mathbb{P}(S_i^{(\ell)} \leq z) = \mathbb{P}(\mathcal{D}_i^{(\ell)} \leq z)$  because  $z < x_\ell$  for all  $\ell \geq k+1$  and therefore

$$\mathbb{1}(S_i^{(\ell)} \leq z) = \mathbb{1}(\mathcal{D}_i^{(\ell)} \leq z \text{ or } x_\ell \leq z) = \mathbb{1}(\mathcal{D}_i^{(\ell)} \leq z).$$

Plugging in the definition of the Bernstein polynomial  $B_{\lceil qn \rceil - \sigma_k, n - \sigma_k}$  completes the proof.  $\square$

**Proof of Lemma 3.** Fix a  $k \in \{0, 1, \dots, K\}$  and set  $\sigma_k = \sum_{\ell=1}^k n_k < \lceil qn \rceil$ .

We first prove part 1; part 2 follows analogously. Then, for every  $v \leq q$ , we get

$$\begin{aligned}
\Psi_k^{\text{BSAA}}(v) &= (1 - B_{\lceil qn \rceil - \sigma_k, n - \sigma_k}(v)) \cdot (v - q) + (q - v)^+ \\
&= (q - v) \cdot B_{\lceil qn \rceil - \sigma_k, n - \sigma_k}(v) \\
&= (q - v) \cdot \left( 1 - \underbrace{\sum_{j=0}^{\lceil qn \rceil - \sigma_k - 1} \binom{n - \sigma_k}{j} \cdot v^j \cdot (1 - v)^{n - \sigma_k - j}}_{H(v)} \right)
\end{aligned}$$

Note that  $H(v)$  is the probability of a Binomial( $n - \sigma_k, v$ ) random variable being less than or equal to  $\lceil qn \rceil - \sigma_k - 1$ . Therefore, we get that  $H(v) = 1 - \mathbb{P}(X \leq v)$  for  $X \sim \text{Beta}(\lceil qn \rceil - \sigma_k, n - \lceil qn \rceil + 1)$ , i.e.,  $1 - H$  is the CDF of the Beta( $\lceil qn \rceil - \sigma_k, n - \lceil qn \rceil + 1$ ) distribution. Thus, we can use the fact that the CDF of a Beta( $\alpha, \beta$ )-distribution is log concave whenever  $\alpha \geq 1$  and  $\beta \geq 1$  ([Bagnoli and Bergstrom, 2005](#)). Furthermore, it is easy to see that  $v \mapsto (q - v)$  is strictly log concave. Combining these facts allows us to conclude that  $\Psi_k^{\text{BSAA}}$  is strictly log-concave on  $[0, q]$ , because it is the product of a strictly log-concave function  $v \mapsto (q - v)$  and the log-concave function  $\Psi_k^{\text{BSAA}}$  (which is positive on  $(0, q)$ ).

For part 2, when  $v \geq q$ , we get

$$\begin{aligned}
\Psi_k^{\text{BSAA}}(v) &= (1 - B_{\lceil qn \rceil - \sigma_k, n - \sigma_k}(v)) \cdot (v - q) + (q - v)^+ \\
&= (v - q) \cdot (1 - B_{\lceil qn \rceil - \sigma_k, n - \sigma_k}(v)) \\
&= (v - q) \cdot \sum_{j=0}^{\lceil qn \rceil - \sigma_k - 1} \binom{n - \sigma_k}{j} \cdot v^j \cdot (1 - v)^{n - \sigma_k - j}
\end{aligned}$$

The complementary CDF  $(1 - H)$  of a Beta( $\alpha, \beta$ )-distribution is also log concave whenever  $\alpha \geq 1$  and  $\beta \geq 1$  ([Bagnoli and Bergstrom, 2005](#)). Hence, the argument from part 1 implies  $\Psi_k^{\text{BSAA}}$  is strictly log concave on  $[q, 1]$ .  $\square$

**Proof of Lemma 4. Case 1:**  $v \in [0, q]$  and the sequence  $(v_i^-)_{i \in \{0, \dots, K\}}$ .

If  $q = 0$ , the monotonicity of  $(v_i^-)_{i \in \{0, \dots, K\}}$  is trivial; assume  $q > 0$ . Consider  $k \in \{0, \dots, K\}$ . We can focus on  $k$  such that  $\sigma_k := \sum_{\ell=1}^k < \lceil qn \rceil$ , because otherwise the unique maximizer of  $\Psi_k^{\text{BSAA}}$  is  $v_k^- = 0$ .

Let  $H_{\alpha, \beta}$  denote the CDF of the Beta( $\alpha, \beta$ ) distribution. Recall that in the proof of Lemma 3

we showed

$$\Psi_k^{\text{BSAA}} = (q - v) \cdot H_{\lceil qn \rceil - \sigma_k, n - \lceil qn \rceil + 1}(v)$$

As  $\Psi_k^{\text{BSAA}}$  is strictly log concave (by Lemma 3) and strictly positive on  $(0, q)$ , it must have a unique maximizer  $v_k^- \in (0, q)$ . Moreover, the maximizer  $v_k^-$  must satisfy the following first order optimality condition

$$\phi_k^-(v_k^-) = 0 \quad \text{where} \quad \phi_k^-(v) := (\log \Psi_k^{\text{BSAA}}(v))' = \frac{H'_{\lceil qn \rceil - \sigma_k, n - \lceil qn \rceil + 1}(v)}{H_{\lceil qn \rceil - \sigma_k, n - \lceil qn \rceil + 1}(v)} - \frac{1}{q - v}.$$

Next, we argue that  $\phi_{k-1}^-(v) > \phi_k^-(v)$  for every  $v \in (0, q)$  and  $k \geq 1$  with  $\sigma_k < \lceil qn \rceil$ . Observe that, as  $H'_{\alpha, \beta}$  is the density of a Beta( $\alpha, \beta$ ) distribution, there exists a constant  $C > 0$  which only depends on  $(\alpha, \beta)$ , such that

$$C \cdot v^{n_k} \cdot H'_{\lceil qn \rceil - \sigma_k, n - \lceil qn \rceil + 1}(v) = H'_{\lceil qn \rceil - \sigma_{k-1}, n - \lceil qn \rceil + 1}(v)$$

Therefore, for  $v \in (0, q)$ , we get

$$\begin{aligned} H_{\lceil qn \rceil - \sigma_{k-1}, n - \lceil qn \rceil + 1}(v) &= \int_0^v H'_{\lceil qn \rceil - \sigma_{k-1}, n - \lceil qn \rceil + 1}(t) dt \\ &= C \cdot \int_0^v t^{n_k} \cdot H'_{\lceil qn \rceil - \sigma_k, n - \lceil qn \rceil + 1}(t) \cdot dt \\ &< C \cdot v^{n_k} \cdot \int_0^v H'_{\lceil qn \rceil - \sigma_k, n - \lceil qn \rceil + 1}(t) dt \\ &= C \cdot v^{n_k} \cdot H_{\lceil qn \rceil - \sigma_k, n - \lceil qn \rceil + 1}(v). \end{aligned}$$

Hence, the definition of  $\phi_i^-$  implies  $\phi_{k-1}^-(v) > \phi_k^-(v)$  for every  $v \in (0, q)$ . Additionally, note that  $\phi_k^-$  is non-increasing because it is the derivative of a concave function. Combining these facts implies  $v_{k-1}^- \geq v_k^-$ : for contradiction, suppose  $v_{k-1}^- < v_k^-$  and note

$$0 = \phi_{k-1}^-(v_{k-1}^-) > \phi_k^-(v_{k-1}^-) \geq \phi_k^-(v_k^-) = 0,$$

which is a contradiction. Therefore, the sequence  $(v_k^-)_k$  is non-increasing as desired.

**Case 2:**  $v \in [q, 1]$  and the sequence  $(v_i^+)_{k \in \{0, \dots, K\}}$ .

If  $q = 1$ , the monotonicity of  $(v_i^+)_{k \in \{0, \dots, K\}}$  is trivial; assume  $q < 1$ . Consider  $k \in \{0, \dots, K\}$ . We can focus on  $k$  such that  $\sigma_k := \sum_{\ell=1}^k < \lceil qn \rceil$ , because otherwise  $\Psi_k^{\text{BSAA}} = 0$  on  $[q, 1]$  and  $v_k^- = q$ .

Let  $\bar{H}_{\alpha,\beta}$  denote the complementary CDF of the  $\text{Beta}(\alpha, \beta)$  distribution. Recall that in the proof of Lemma 3 we showed

$$\Psi_k^{\text{BSAA}} = (v - q) \cdot \bar{H}_{[qn] - \sigma_k, n - [qn] + 1}(v)$$

As  $\Psi_k^{\text{BSAA}}$  is strictly log concave (by Lemma 3) and strictly positive on  $(q, 1)$ , it must have a unique maximizer  $v_k^+ \in (q, 1)$ . Moreover, the maximizer  $v_k^+$  must satisfy the following first order optimality condition

$$\phi_k^+(v_k^+) = 0 \quad \text{where} \quad \phi_k^+(v) := (\log \Psi_k^{\text{BSAA}}(v))' = -\frac{H'_{[qn] - \sigma_k, n - [qn] + 1}(v)}{\bar{H}_{[qn] - \sigma_k, n - [qn] + 1}(v)} + \frac{1}{v - q}.$$

Next, we argue that  $\phi_{k-1}^+(v) > \phi_k^+(v)$  for every  $v \in (q, 1)$  and  $k \geq 1$  with  $\sigma_k < [qn]$ . As  $H'_{\alpha,\beta}$  is the density of a  $\text{Beta}(\alpha, \beta)$  distribution, there exists a constant  $C > 0$  which only depends on  $(\alpha, \beta)$ , such that

$$C \cdot v^{n_k} \cdot H'_{[qn] - \sigma_k, n - [qn] + 1}(v) = H'_{[qn] - \sigma_{k-1}, n - [qn] + 1}(v)$$

Therefore, for  $v \in (q, 1)$ , we get

$$\begin{aligned} \bar{H}_{[qn] - \sigma_{k-1}, n - [qn] + 1}(v) &= \int_v^1 H'_{[qn] - \sigma_{k-1}, n - [qn] + 1}(t) dt \\ &= C \cdot \int_v^1 t^{n_k} \cdot H'_{[qn] - \sigma_k, n - [qn] + 1}(t) \cdot dt \\ &> C \cdot v^{n_k} \cdot \int_v^1 H'_{[qn] - \sigma_k, n - [qn] + 1}(t) dt \\ &= C \cdot v^{n_k} \cdot \bar{H}_{[qn] - \sigma_k, n - [qn] + 1}(v). \end{aligned}$$

Hence, the definition of  $\phi_i^+$  implies  $\phi_{k-1}^+(v) > \phi_k^+(v)$  for every  $v \in (q, 1)$ . Additionally, note that  $\phi_k^-$  is non-increasing because it is the derivative of a concave function. Combining these facts implies  $v_{k-1}^+ \geq v_k^+$ : for contradiction, suppose  $v_{k-1}^+ < v_k^+$  and note

$$0 = \phi_{k-1}^+(v_{k-1}^+) > \phi_k^+(v_{k-1}^+) \geq \phi_k^+(v_k^+) = 0,$$

which is a contradiction. Therefore, the sequence  $(v_k^+)_k$  is non-increasing as desired.  $\square$

**Proof of Lemma 5.** Let  $\mathcal{V} := \{v \in C^N : v_1 \leq \dots \leq v_N\}$ . Since  $C^N$  is compact and  $\mathcal{V}$  is closed,

$\mathcal{V}$  is compact by the Bolazno-Weierstrass Theorem. Furthermore, the objective

$$F(\mathbf{v}) := \sum_{i=1}^N g_i(v_i)$$

is continuous, hence it attains a maximum on  $\mathcal{V}$  by Weierstrass Extreme Value Theorem. Let

$$\mathcal{V}^* := \operatorname{argmax}_{\mathbf{v} \in \mathcal{V}} F(\mathbf{v}),$$

be the set of optimal solutions, which is nonempty and compact.

Fix  $i$  and  $o_i^* \in \operatorname{argmax}_K g_i$ . Unimodality of  $g_i$  implies

$$x \leq y \leq o_i^* \implies g_i(x) \leq g_i(y), \quad (7)$$

$$o_i^* \leq x \leq y \implies g_i(x) \geq g_i(y). \quad (8)$$

**Tie-break among optimizers.** Define the continuous functional

$$D(\mathbf{v}) := \sum_{i=1}^N |v_i - o_i^*|.$$

Since  $\mathcal{V}^*$  is compact, there exists  $\mathbf{v}^* \in \mathcal{V}^*$  minimizing  $D$  over  $\mathcal{V}^*$ .

We claim that  $\mathbf{v}^*$  must be constant, i.e.  $v_1^* = \dots = v_N^*$ . Assume for contradiction that  $\mathbf{v}^*$  is not constant. Then there exists an index  $i$  such that

$$v_i^* < v_{i+1}^*.$$

We first note that either  $v_i^* < o_i^*$  or  $v_{i+1}^* > o_{i+1}^*$ . Indeed, if  $v_i^* \geq o_i^*$  then

$$v_{i+1}^* > v_i^* \geq o_i^* \geq o_{i+1}^*,$$

so  $v_{i+1}^* > o_{i+1}^*$ . We now treat the two cases.

**Case 1:**  $v_i^* < o_i^*$ . Set

$$t := \min\{o_i^*, v_{i+1}^*\} \in C, \quad \tilde{v}_j := \begin{cases} v_j^* & j \neq i, \\ t & j = i. \end{cases}$$

Then  $\tilde{\mathbf{v}} \in \mathcal{V}$  because  $v_{i-1}^* \leq v_i^* \leq t \leq v_{i+1}^*$  and all other inequalities are unchanged.

Moreover,  $v_i^* \leq t \leq o_i^*$ , so by (7),

$$g_i(t) \geq g_i(v_i^*),$$

hence

$$F(\tilde{\mathbf{v}}) = F(\mathbf{v}^*) - g_i(v_i^*) + g_i(t) \geq F(\mathbf{v}^*).$$

Since  $\mathbf{v}^*$  already maximizes  $F$  on  $\mathcal{V}$ , we have  $F(\tilde{\mathbf{v}}) = F(\mathbf{v}^*)$ , so  $\tilde{\mathbf{v}} \in \mathcal{V}^*$ .

Finally, because  $v_i^* < t \leq o_i^*$ , we get

$$|t - o_i^*| = o_i^* - t < o_i^* - v_i^* = |v_i^* - o_i^*|.$$

All other coordinates are unchanged, so  $D(\tilde{\mathbf{v}}) < D(\mathbf{v}^*)$ , contradicting the choice of  $\mathbf{v}^*$  as a minimizer of  $D$  over  $\mathcal{V}^*$ .

**Case 2:**  $v_{i+1}^* > o_{i+1}^*$ . Set

$$t := \max\{o_{i+1}^*, v_i^*\} \in C, \quad \tilde{v}_j := \begin{cases} v_j^* & j \neq i+1, \\ t & j = i+1. \end{cases}$$

Then  $\tilde{\mathbf{v}} \in \mathcal{V}$  because  $v_i^* \leq t \leq v_{i+1}^* \leq v_{i+2}^*$  (when  $i+2 \leq N$ ; the endpoint cases are trivial).

Also,  $o_{i+1}^* \leq t \leq v_{i+1}^*$ , so by (8),

$$g_{i+1}(t) \geq g_{i+1}(v_{i+1}^*),$$

and the same argument shows  $\tilde{\mathbf{v}} \in \mathcal{V}^*$ .

Since  $o_{i+1}^* \leq t < v_{i+1}^*$ , we have

$$|t - o_{i+1}^*| = t - o_{i+1}^* < v_{i+1}^* - o_{i+1}^* = |v_{i+1}^* - o_{i+1}^*|,$$

so again  $D(\tilde{\mathbf{v}}) < D(\mathbf{v}^*)$ , a contradiction.

Both cases contradict the minimality of  $D(\mathbf{v}^*)$ , so no such  $i$  can exist. Therefore  $v_1^* = \dots = v_N^*$  and the lemma holds.  $\square$

**Proof of Theorem 2.** First, we apply Corollary 1 to write

$$\text{Reg}(\pi_{\mathbf{n}}^{\text{BSAA}} \mid \mathbf{x}) = \sup_{\substack{\mathbf{f}^+ \in [0,1]^{K+1} \\ 0 \leq f_0^+ \leq f_1^+ \leq \dots \leq f_K^+ \leq 1}} \sum_{k=0}^K (x_{k+1} - x_k) \cdot \Psi_k^{\text{BSAA}}(f_k^+),$$

Define  $\bar{k} = \max\{k \in [K] \mid \sum_{\ell=1}^k n_\ell < \lceil qn \rceil\}$ . Then, the definition of  $\Psi^{\text{BSAA}}$  (as given in Corollary 1, implies that  $\Psi_k^{\text{BSAA}}(v) = (q - v)^+$  for all  $k > \bar{k}$ .

Next, note that Lemma 3 implies that  $\Psi_k^{\text{BSAA}}$  is strictly log concave on both  $[0, q]$  and  $[q, 1]$  for all  $k \leq k^*$ . As log-concave functions are quasiconcave,  $\Psi_k^{\text{BSAA}}$  is unimodal on both  $[0, q]$  and  $[q, 1]$  for all  $0 \leq k \leq K$  (e.g., see Section 3.4.2 of [Boyd and Vandenberghe 2004](#)). Moreover, Lemma 4 implies that there exist non-increasing sequences  $(v_k^-)_i$  and  $(v_k^+)_i$  such that

$$v_k^- \in \operatorname{argmax}_{v \in [0, q]} \Psi_k^{\text{BSAA}}(v) \quad \text{and} \quad v_k^+ \in \operatorname{argmax}_{v \in [q, 1]} \Psi_k^{\text{BSAA}}(v).$$

Therefore, Lemma 5 applies with  $g_k(t) = (x_{k+1} - x_k) \cdot \Psi_k^{\text{BSAA}}(t)$ .

Now, consider any feasible solution  $\mathbf{f}^+ \in [0, 1]^{K+1}$  with the index  $0 \leq i \leq K$  defined to satisfy

$$0 \leq f_0^+ \leq \dots \leq f_i \leq q < f_{i+1} \leq \dots \leq f_K^+ \leq 1.$$

In other words,  $f_k^+ \in [0, 1]$  for all  $k \leq i$  and  $f_k^+ \in [q, 1]$  for all  $k > i$ . Thus, by Lemma 5, there exist  $v \in [0, q]$  and  $w \in [q, 1]$  such that

$$\sum_{k=0}^K (x_{k+1} - x_k) \cdot \Psi_k^{\text{BSAA}}(f_k^+) \leq \sum_{k=0}^i (x_{k+1} - x_k) \cdot \Psi_k^{\text{BSAA}}(v) + \sum_{k=i+1}^K (x_{k+1} - x_k) \cdot \Psi_k^{\text{BSAA}}(w).$$

As this is true for all feasible  $\mathbf{f}^+$ , we get

$$\text{Reg}(\pi_{\mathbf{n}}^{\text{BSAA}} \mid \mathbf{x}) = \max_{i \in \{0, \dots, K\}} \sup_{\substack{v \in [0, q], \\ w \in [q, 1]}} \sum_{k=0}^i (x_{k+1} - x_k) \cdot \Psi_k^{\text{BSAA}}(v) + \sum_{k=i+1}^K (x_{k+1} - x_k) \cdot \Psi_k^{\text{BSAA}}(w),$$

thereby establishing the theorem. □

## C Proof of Results in Section 4.3

**Proof of Lemma 6.** Fix  $k \in \{0, 1, \dots, K\}$  and  $z \in [x_k, x_{k+1})$ , and let  $n := \sum_{\ell=1}^K n_\ell$  be the total number of historical samples.

Recall the definition of the KM estimator from Section 3. Let  $Y_1 \leq \dots \leq Y_n$  denote the sorted list of sales values  $\{S_i^{(\ell)} : \ell \in [K], i \in [n_\ell]\}$ , where ties are broken by placing uncensored observations before censored ones. Let  $\zeta_i \in \{0, 1\}$  be the corresponding uncensoring indicator, i.e.,  $\zeta_i = 1$  if and only if  $Y_i$  comes from some  $(\ell, i)$  with  $\delta_i^{(\ell)} = 1$ . For  $z < 1$ ,

$$\hat{F}_{KM}(z) = 1 - \prod_{i: Y_i \leq z} \left( \frac{n-i}{n-i+1} \right)^{\zeta_i}. \quad (9)$$

By construction,  $\hat{F}_{KM}(\cdot)$  is nondecreasing in  $z$  (the index set  $\{i : Y_i \leq z\}$  expands with  $z$ , and each new factor in (9) lies in  $[0, 1]$ ). Therefore,

$$\pi_{\mathbf{n}}^{\text{KM}}(\mathbf{x}, \mathbf{I}) \leq z \iff \hat{F}_{KM}(z) \geq q. \quad (10)$$

If  $z = 1$ , then  $\hat{F}_{KM}(1) = 1$  by definition and (10) implies  $\mathbb{P}(\pi_{\mathbf{n}}^{\text{KM}}(\mathbf{x}, \mathbf{I}) \leq 1) = 1$ . Henceforth assume  $z < 1$ .

**Step 0. The case  $k = 0$ .** If  $k = 0$ , then  $z \in [x_0, x_1) = [0, x_1)$  and thus  $x_\ell > z$  for every  $\ell \in [K]$ . Consequently, any observation with  $Y_i \leq z$  must be uncensored (indeed  $Y_i = S_j^{(\ell)} = \min\{D_j^{(\ell)}, x_\ell\} \leq z$  forces  $D_j^{(\ell)} \leq z < x_\ell$ ). Define

$$N(z) = \sum_{\ell=1}^K \sum_{i=1}^{n_\ell} \mathbb{1}(D_i^{(\ell)} \leq z).$$

Then the first  $N(z)$  order statistics satisfy  $Y_i \leq z$  and  $\zeta_i = 1$ , and (9) yields

$$\hat{F}_{KM}(z) = 1 - \prod_{i=1}^{N(z)} \frac{n-i}{n-i+1} = 1 - \frac{n-N(z)}{n} = \frac{N(z)}{n}.$$

Combining with (10),

$$\mathbb{P}(\pi_{\mathbf{n}}^{\text{KM}}(\mathbf{x}, \mathbf{I}) \leq z) = \mathbb{P}(N(z) \geq qn).$$

Since the  $D_i^{(\ell)}$  are i.i.d. from  $F$ , we have  $N(z) \sim \text{Binomial}(n, F(z))$ , and therefore

$$\mathbb{P}(\pi_{\mathbf{n}}^{\text{KM}}(\mathbf{x}, \mathbf{I}) \leq z) = \sum_{m=\lceil qn \rceil}^n \binom{n}{m} F(z)^m (1 - F(z))^{n-m}. \quad (11)$$

The right-hand side is a polynomial in  $F(z)$  and hence continuous in  $F(z)$ . Thus KM satisfies the piecewise-separable condition for  $k = 0$  with  $\mathcal{X}_0 = \emptyset$  and with  $P_0^{\pi_{\mathbf{n}}^{\text{KM}}}$  given by the (polynomial) right-hand side of (11).

**Step 1. Fixing  $k \geq 1$ : a partition of  $[0, z]$  and the relevant count vectors.** Assume now that  $k \geq 1$ . Define the disjoint sets

$$\mathcal{A}_1 := [0, x_1], \quad \mathcal{A}_j := (x_{j-1}, x_j] \text{ for } j = 2, \dots, k, \quad \mathcal{A}_{k+1} := (x_k, z].$$

(If  $z = x_k$ , then  $\mathcal{A}_{k+1} = \emptyset$ ) These sets form a partition of  $[0, z]$ .

Let  $L := \{1, \dots, k\}$  and  $R := \{k+1, \dots, K\}$ , and let  $n_R := \sum_{\ell \in R} n_\ell$  (with the convention  $n_R = 0$  if  $R = \emptyset$ ). For each  $\ell \in L$ , define the count vector  $\mathbf{M}^{(\ell)} = (M_0^{(\ell)}, M_1^{(\ell)}, \dots, M_\ell^{(\ell)}) \in \mathbb{N}^{\ell+1}$  by

$$M_0^{(\ell)} := \sum_{i=1}^{n_\ell} \mathbb{1}(D_i^{(\ell)} > x_\ell), \quad M_j^{(\ell)} := \sum_{i=1}^{n_\ell} \mathbb{1}(D_i^{(\ell)} \in \mathcal{A}_j) \text{ for } j = 1, \dots, \ell. \quad (12)$$

Define also the aggregated right-block count vector  $\mathbf{M}^R = (M_0^R, M_1^R, \dots, M_{k+1}^R) \in \mathbb{N}^{k+2}$  by

$$M_0^R := \sum_{\ell \in R} \sum_{i=1}^{n_\ell} \mathbb{1}(D_i^{(\ell)} > z), \quad M_j^R := \sum_{\ell \in R} \sum_{i=1}^{n_\ell} \mathbb{1}(D_i^{(\ell)} \in \mathcal{A}_j) \text{ for } j = 1, \dots, k+1. \quad (13)$$

Because the demands  $\{D_i^{(\ell)}\}$  are i.i.d. from  $F$ , each  $\mathbf{M}^{(\ell)}$  is multinomial with parameters given by the probabilities of the disjoint events in (12), and  $\mathbf{M}^R$  is multinomial with parameters given by the probabilities of the disjoint events in (13). For any interval  $(a, b] \subseteq [0, 1]$ , we denote by  $F^\Delta((a, b]) = F(b) - F(a)$  the measure of the interval  $(a, b]$  with respect to  $F$ . By convention, for  $a = 0$  we write  $F^\Delta([0, b]) = F(b)$ . Then, we formally have that

$$\mathbf{M}^{(\ell)} \sim \text{Multinomial}\left(n_\ell; 1 - F(x_\ell), F^\Delta(\mathcal{A}_1), \dots, F^\Delta(\mathcal{A}_\ell)\right), \quad \ell \in L, \quad (14)$$

and

$$\mathbf{M}^R \sim \text{Multinomial}\left(n_R; 1 - F(z), F^\Delta(\mathcal{A}_1), \dots, F^\Delta(\mathcal{A}_{k+1})\right). \quad (15)$$

Moreover, the family  $\{\mathbf{M}^{(\ell)} : \ell \in L\}$  and  $\mathbf{M}^R$  are mutually independent, since they are computed from disjoint subsets of independent demand samples.

**Step 2. Expressing  $\hat{F}_{KM}(z)$  as a function of the counts.** Define the (random) numbers of uncensored observations in each interval  $\mathcal{A}_j$  by

$$N_j := \sum_{\ell=1}^K \sum_{i=1}^{n_\ell} \mathbb{1}(\delta_i^{(\ell)} = 1, S_i^{(\ell)} \in \mathcal{A}_j), \quad j = 1, \dots, k+1, \quad (16)$$

and define the (random) number of observations censored at  $x_j$  by

$$C_j := \sum_{i=1}^{n_j} \mathbb{1}(\delta_i^{(j)} = 0), \quad j = 1, \dots, k. \quad (17)$$

By the censoring model  $S_i^{(\ell)} = \min\{D_i^{(\ell)}, x_\ell\}$  and  $\delta_i^{(\ell)} = \mathbb{1}(D_i^{(\ell)} \leq x_\ell)$ , the definitions (12) and (13) imply the deterministic relationships

$$C_j = M_0^{(j)} \quad \text{for } j = 1, \dots, k, \quad N_j = M_j^R + \sum_{\ell=j}^k M_j^{(\ell)} \quad \text{for } j = 1, \dots, k, \quad N_{k+1} = M_{k+1}^R. \quad (18)$$

We now show that  $\hat{F}_{KM}(z)$  is determined by  $(N_1, \dots, N_{k+1}, C_1, \dots, C_k)$ . Define

$$B_0 = 0, \quad B_j = \sum_{r=1}^j (N_r + C_r) \quad \text{for } j = 1, \dots, k.$$

Thus for every  $j \in \{1, \dots, k\}$ ,  $B_j$  is the total number of observations (censored or uncensored) less than or equal to  $x_j$ .

Fix  $j \in \{1, \dots, k+1\}$ . Among the observations with  $Y_i \in \mathcal{A}_j$ , exactly  $N_j$  are uncensored (equivalently, have  $\zeta_i = 1$ ), by the definition of  $N_j$  in (16). Moreover, by our tie-breaking convention (uncensored observations precede censored ones when sales tie at a design point), these  $N_j$  uncensored observations appear first within the block corresponding to  $\mathcal{A}_j$ . Therefore, the indices  $i$  such that  $Y_i \in \mathcal{A}_j$  and  $\zeta_i = 1$  are exactly

$$B_{j-1} + 1, B_{j-1} + 2, \dots, B_{j-1} + N_j.$$

Therefore, the contribution of the  $N_j$  uncensored observations in  $\mathcal{A}_j$  to the KM product (9) is

$$\prod_{i: Y_i \in \mathcal{A}_j} \left( \frac{n-i}{n-i+1} \right)^{\zeta_i} = \prod_{t=1}^{N_j} \frac{n - (B_{j-1} + t)}{n - (B_{j-1} + t) + 1} = \frac{n - B_{j-1} - N_j}{n - B_{j-1}}.$$

(When  $n = B_{j-1}$ , necessarily  $N_j = 0$  and the above ratio is interpreted as the empty product, equal to 1.)

Multiplying these contributions over  $j = 1, \dots, k+1$  yields

$$1 - \hat{F}_{KM}(z) = G_k(\mathbf{N}, \mathbf{C}) := \prod_{j=1}^{k+1} \frac{n - \sum_{r=1}^j N_r - \sum_{r=1}^{j-1} C_r}{n - \sum_{r=1}^{j-1} N_r - \sum_{r=1}^{j-1} C_r}, \quad (19)$$

where  $\mathbf{N} := (N_1, \dots, N_{k+1})$  and  $\mathbf{C} := (C_1, \dots, C_k)$ . Moreover, combining (10) and (19), we obtain the equivalence

$$\pi_{\mathbf{n}}^{\text{KM}}(\mathbf{x}, \mathbf{I}) \leq z \iff G_k(\mathbf{N}, \mathbf{C}) \leq 1 - q. \quad (20)$$

**Step 3. Dependence through  $F(x_1), \dots, F(x_k)$  and  $F(z)$ .** Consider the index sets

$$\mathcal{M}^{(\ell)} = \left\{ \mathbf{m} \in \mathbb{N}^{\ell+1} : \sum_{j=0}^{\ell} m_j = n_{\ell} \right\}, \quad \text{for } \ell = 1, \dots, k, \quad \mathcal{M}^R = \left\{ \mathbf{m} \in \mathbb{N}^{k+2} : \sum_{j=0}^{k+1} m_j = n_R \right\},$$

and let  $\mathcal{M} = \mathcal{M}^R \times \mathcal{M}^{(1)} \times \dots \times \mathcal{M}^{(k)}$ . By (18) and (20),

$$\mathbb{P}(\pi_{\mathbf{n}}^{\text{KM}}(\mathbf{x}, \mathbf{I}) \leq z) = \sum_{\mathbf{m} \in \mathcal{M}} \mathbb{1}\{G_k(\mathbf{N}(\mathbf{m}), \mathbf{C}(\mathbf{m})) \leq 1 - q\} \cdot \mathbb{P}(\mathbf{M}^R = \mathbf{m}^R) \prod_{\ell=1}^k \mathbb{P}(\mathbf{M}^{(\ell)} = \mathbf{m}^{(\ell)}), \quad (21)$$

where  $\mathbf{N}(\mathbf{m})$  and  $\mathbf{C}(\mathbf{m})$  are obtained deterministically from  $\mathbf{m} = (\mathbf{m}^R, \mathbf{m}^{(1)}, \dots, \mathbf{m}^{(k)})$  via (18).

Next, by the multinomial relations in (14) and (15), for  $\ell \in \{1, \dots, k\}$  and  $\mathbf{m}^{(\ell)} \in \mathcal{M}^{(\ell)}$ ,

$$\mathbb{P}(\mathbf{M}^{(\ell)} = \mathbf{m}^{(\ell)}) = \frac{n_{\ell}!}{\prod_{j=0}^{\ell} m_j^{(\ell)}!} (1 - F(x_{\ell}))^{m_0^{(\ell)}} \prod_{j=1}^{\ell} (F^{\Delta}(\mathcal{A}_j))^{m_j^{(\ell)}}, \quad (22)$$

and for  $\mathbf{m}^R \in \mathcal{M}^R$ ,

$$\mathbb{P}(\mathbf{M}^R = \mathbf{m}^R) = \frac{n_R!}{\prod_{j=0}^{k+1} m_j^R!} (1 - F(z))^{m_0^R} \prod_{j=1}^{k+1} (F^{\Delta}(\mathcal{A}_j))^{m_j^R}. \quad (23)$$

Finally, each interval probability  $F^\Delta(\mathcal{A}_j)$  can be written using only  $(F(x_1), \dots, F(x_k), F(z))$ :

$$F^\Delta(\mathcal{A}_1) = F(x_1), \quad F^\Delta(\mathcal{A}_j) = F(x_j) - F(x_{j-1}) \text{ for } j = 2, \dots, k, \quad F^\Delta(\mathcal{A}_{k+1}) = F(z) - F(x_k). \quad (24)$$

Therefore, each term in (21) is a polynomial in the variables  $F(x_1), \dots, F(x_k), F(z)$ . Define  $P_k^{\pi_n^{\text{KM}}}$  to be the polynomial function given by the right-hand side of (21), viewed as a function of  $(F(x_1), \dots, F(x_k), F(z))$ . Since the sum in (21) is finite,  $P_k^{\pi_n^{\text{KM}}}$  is a multivariate polynomial. Moreover, for every CDF  $F$  and every  $z \in [x_k, x_{k+1})$ ,

$$P_k^{\pi_n^{\text{KM}}}(F(x_1), \dots, F(x_k), F(z)) = \mathbb{P}(\pi_n^{\text{KM}}(\mathbf{x}, \mathbf{I}) \leq z).$$

This concludes the proof.  $\square$

## D Optimal Exploratory Inventory Design for BSAA

In this section, we look at the meta problem where the decision maker can decide on the inventory design  $\mathbf{x}$  to be used for exploration. In particular, we assume that there is global inventory budget  $B \in \mathbb{Z}_+$  and the decision maker aims to solve the following iterated minimax optimal design problem:

$$\mathcal{P}(B) := \inf_{\substack{K \geq 1, \mathbf{n} \in \mathbb{N}^K \\ 0 \leq x_1 \leq \dots \leq x_K \leq 1 \\ \sum_{k=1}^K n_k x_k \leq B}} \text{Reg}(\pi_{\mathbf{n}}^{\text{BSAA}} \mid \mathbf{x}). \quad (25)$$

(25) allows the decision maker to specify the inventories used for data collection: the number of distinct inventories  $K$ , the inventory levels  $\mathbf{x}$  and the number of samples  $n_k$  to be collected at the inventory level  $x_k$ . These decisions are made subject to the constraint that the total inventory used during data collection  $\sum_k n_k \cdot x_k$  is at most the inventory budget  $B$ , with the goal of minimizing the expected regret BSAA would incur from using this data. In this section, we make the assumption that  $q \geq 0.5$ .

**Lemma 7.** *For each  $N \geq 1$ , define the unit-count subproblem*

$$\mathcal{P}_N(B) := \inf_{\substack{0 \leq x_1 \leq \dots \leq x_N \leq 1 \\ \sum_{j=1}^N x_j \leq B}} \text{Reg}(\pi_{\mathbf{1}_N}^{\text{BSAA}} \mid \mathbf{x}).$$

*Then  $\mathcal{P}(B) = \inf_{N \geq 1} \mathcal{P}_N(B)$ .*

*Proof.* Fix any feasible  $(K, \mathbf{n}, \mathbf{x})$  for (25) and let  $N := \sum_{k=1}^K n_k$ , with cumulative counts  $\sigma_k := \sum_{\ell=1}^k n_\ell$  and  $\sigma_0 = 0$ . Define the unit-count expansion  $\tilde{\mathbf{x}} \in [0, 1]^N$  by repeating each  $x_k$  exactly  $n_k$  times:

$$\tilde{x}_j = x_k \quad \text{for } j = \sigma_{k-1} + 1, \dots, \sigma_k, \quad k \in [K].$$

Then  $\tilde{x}_1 \leq \dots \leq \tilde{x}_N$  and  $\sum_{j=1}^N \tilde{x}_j = \sum_{k=1}^K n_k x_k \leq B$ , so  $(N, \mathbf{1}_N, \tilde{\mathbf{x}})$  is feasible.

We claim that  $\text{Reg}(\pi_{\mathbf{n}}^{\text{BSAA}} \mid \mathbf{x}) = \text{Reg}(\pi_{\mathbf{1}_N}^{\text{BSAA}} \mid \tilde{\mathbf{x}})$ . To see this, set  $x_0 = \tilde{x}_0 := 0$  and  $x_{K+1} = \tilde{x}_{N+1} := 1$ . Theorem 2 shows that for any design the worst-case regret depends on the design only through the interval lengths and the associated indices in the cumulative-count sequence: specifically, it can be written as

$$\text{Reg}(\pi_{\mathbf{n}}^{\text{BSAA}} \mid \mathbf{x}) = \max_{0 \leq i \leq K} \sup_{\substack{v \in [0, q] \\ w \in [q, 1]}} \left\{ \sum_{k=0}^i (x_{k+1} - x_k) \psi_k^{(N, \sigma_k)}(v) + \sum_{k=i+1}^K (x_{k+1} - x_k) \psi_k^{(N, \sigma_k)}(w) \right\},$$

where  $\psi_k^{(N, \sigma)}(t) = (1 - B_{[qN] - \sigma, N - \sigma}(t))(t - q) + (q - t)^+$  and  $\sigma_k = \sum_{\ell=1}^k n_\ell$ .

Apply Theorem 2 to the expanded unit-count design  $(N, \mathbf{1}_N, \tilde{\mathbf{x}})$ . In that case the cumulative counts are  $\tilde{\sigma}_j = j$  for  $j = 0, \dots, N$ , so

$$\text{Reg}(\pi_{\mathbf{1}_N}^{\text{BSAA}} \mid \tilde{\mathbf{x}}) = \max_{0 \leq i \leq N} \sup_{\substack{v \in [0, q] \\ w \in [q, 1]}} \left\{ \sum_{j=0}^i (\tilde{x}_{j+1} - \tilde{x}_j) \psi_j^{(N, j)}(v) + \sum_{j=i+1}^N (\tilde{x}_{j+1} - \tilde{x}_j) \psi_j^{(N, j)}(w) \right\}.$$

Since  $\tilde{\mathbf{x}}$  is constant on each block  $(\sigma_{k-1}, \sigma_k]$ , we have  $\tilde{x}_{j+1} - \tilde{x}_j = 0$  unless  $j = \sigma_k$  for some  $k \in \{0, \dots, K\}$ , and for  $j = \sigma_k$  we have

$$\tilde{x}_{\sigma_k+1} - \tilde{x}_{\sigma_k} = x_{k+1} - x_k, \quad \psi_{\sigma_k}^{(N, \sigma_k)} = \psi_k^{(N, \sigma_k)}.$$

Therefore, for any  $i \in \{0, \dots, N\}$  the inner objective depends only on which breakpoint indices  $\sigma_k$  lie on each side of  $i$ . In particular, if  $i \in [\sigma_{m-1}, \sigma_m)$  for some  $m \in \{0, \dots, K\}$  (with  $\sigma_{-1} := 0$ ), then the objective equals

$$\sup_{\substack{v \in [0, q] \\ w \in [q, 1]}} \left\{ \sum_{k=0}^{m-1} (x_{k+1} - x_k) \psi_k^{(N, \sigma_k)}(v) + \sum_{k=m}^K (x_{k+1} - x_k) \psi_k^{(N, \sigma_k)}(w) \right\},$$

which is exactly the  $i = m - 1$  term in the grouped design expression for  $\text{Reg}(\pi_{\mathbf{n}}^{\text{BSAA}} \mid \mathbf{x})$ . Taking the maximum over  $i \in \{0, \dots, N\}$  is therefore equivalent to taking the maximum over the  $K+1$

blocks indexed by  $m \in \{0, \dots, K\}$ , i.e., over  $i \in \{0, \dots, K\}$  in the grouped expression. Hence

$$\text{Reg}(\pi_{\mathbf{1}_N}^{\text{BSAA}} \mid \tilde{\mathbf{x}}) = \text{Reg}(\pi_{\mathbf{n}}^{\text{BSAA}} \mid \mathbf{x}),$$

and taking infima over feasible completes the proof.  $\square$

For the unit-count case, Theorem 2 yields

$$\text{Reg}(\pi_{\mathbf{1}_N}^{\text{BSAA}} \mid \mathbf{x}) = \Phi_N(\mathbf{x}) := \max_{0 \leq i \leq N} \left\{ \sup_{v \in [0, q]} A_{i,N}(\mathbf{x}, v) + \sup_{w \in [q, 1]} B_{i,N}(\mathbf{x}, w) \right\},$$

where  $x_0 := 0$ ,  $x_{N+1} := 1$  and

$$A_{i,N}(\mathbf{x}, v) := \sum_{k=0}^i (x_{k+1} - x_k) \psi_k^{(N)}(v), \quad B_{i,N}(\mathbf{x}, w) := \sum_{k=i+1}^N (x_{k+1} - x_k) \psi_k^{(N)}(w),$$

with

$$\psi_k^{(N)}(t) = \left(1 - B_{\lceil qN \rceil - k, N-k}(t)\right)(t - q) + (q - t)^+, \quad k = 0, 1, \dots, N. \quad (26)$$

Let  $V \subset [0, q]$  and  $W \subset [q, 1]$  be finite grids and define the grid objective

$$\widehat{\Phi}_{N,V,W}(\mathbf{x}) := \max_{0 \leq i \leq N} \left\{ \max_{v \in V} A_{i,N}(\mathbf{x}, v) + \max_{w \in W} B_{i,N}(\mathbf{x}, w) \right\}.$$

Then  $\widehat{\mathcal{P}}_N(B; V, W) := \inf_{\mathbf{x}} \widehat{\Phi}_{N,V,W}(\mathbf{x})$  is the optimal value of a *finite linear program* (the epigraph LP with variables  $\mathbf{x}$ ,  $t$ ,  $(\alpha_i, \beta_i)_{i=0}^N$  and constraints  $\alpha_i \geq A_{i,N}(\mathbf{x}, v)$  for  $v \in V$ ,  $\beta_i \geq B_{i,N}(\mathbf{x}, w)$  for  $w \in W$ , and  $t \geq \alpha_i + \beta_i$ ).

**Lemma 8.** *Let  $\Delta_V := \max\{|v - v'| : v, v' \text{ adjacent in } V\}$  and similarly  $\Delta_W$ . Then for every  $N \geq 1$ ,*

$$0 \leq \mathcal{P}_N(B) - \widehat{\mathcal{P}}_N(B; V, W) \leq 2(N+2) \max\{\Delta_V, \Delta_W\}.$$

*Proof.* Fix  $N$  and any feasible  $\mathbf{x}$ . Let  $\Delta := \max\{\Delta_V, \Delta_W\}$ . We claim that each  $\psi_k^{(N)}$  is  $(N+2)$ -Lipschitz on  $[0, 1]$ ; then since  $\sum_{k=0}^N (x_{k+1} - x_k) = 1$ , both  $v \mapsto A_{i,N}(\mathbf{x}, v)$  and  $w \mapsto B_{i,N}(\mathbf{x}, w)$  are also  $(N+2)$ -Lipschitz, uniformly in  $i$ . Therefore

$$\sup_{v \in [0, q]} A_{i,N}(\mathbf{x}, v) \leq \max_{v \in V} A_{i,N}(\mathbf{x}, v) + (N+2)\Delta, \quad \sup_{w \in [q, 1]} B_{i,N}(\mathbf{x}, w) \leq \max_{w \in W} B_{i,N}(\mathbf{x}, w) + (N+2)\Delta,$$

and taking the maximum over  $i$  yields

$$\Phi_N(\mathbf{x}) \leq \widehat{\Phi}_{N,V,W}(\mathbf{x}) + 2(N+2)\Delta.$$

Since  $\widehat{\Phi}_{N,V,W}(\mathbf{x}) \leq \Phi_N(\mathbf{x})$  pointwise, minimizing over  $\mathbf{x}$  yields the lemma.

It remains to justify the Lipschitz bound. For  $t \neq q$ ,  $\psi_k^{(N)}$  is differentiable and

$$\left| \frac{d}{dt} \psi_k^{(N)}(t) \right| \leq 1 + \left| \frac{d}{dt} B_{\lceil qN \rceil - k, N-k}(t) \right|.$$

For  $r \in \{0, \dots, m\}$ , the derivative of the binomial tail is a Beta density:

$$\frac{d}{dt} B_{r,m}(t) = \frac{t^{r-1}(1-t)^{m-r}}{B(r, m-r+1)}.$$

When  $r \in \{1, \dots, m\}$  this is the  $\text{Beta}(r, m-r+1)$  pdf; for  $r \leq 0$  or  $r > m$  the tail is constant and the derivative is 0. For integer parameters  $(a, b) = (r, m-r+1)$ , the Beta pdf attains its maximum at  $t = (a-1)/(a+b-2)$  (or at the boundary if  $a = 1$  or  $b = 1$ ), and one may bound

$$\sup_{t \in [0,1]} \frac{t^{a-1}(1-t)^{b-1}}{B(a,b)} \leq a+b-1 = m+1,$$

by combining the closed form  $1/B(a,b) = (a+b-1) \binom{a+b-2}{a-1}^{-1}$  with the standard inequality  $\binom{n}{k} \leq n^n / (k^k (n-k)^{n-k})$  (take  $n = a+b-2$ ,  $k = a-1$ ). Hence  $\sup_t |B'_{r,m}(t)| \leq m+1$ , and since  $m = N-k \leq N$ , we obtain  $\sup_t |\psi_k^{(N)'}(t)| \leq 1 + (N+1) = N+2$  as claimed.  $\square$

**Lemma 9.** Fix  $B \in \mathbb{Z}_+$  and  $q \geq 0.5$ . Consider the global BSAA design problem

$$\mathcal{P}(B) = \inf_{\substack{K \geq 1, \mathbf{n} \in \mathbb{N}^K \\ 0 \leq x_1 \leq \dots \leq x_K \leq 1 \\ \sum_{k=1}^K n_k x_k \leq B}} \text{Reg}(\pi_{\mathbf{n}}^{\text{BSAA}} \mid \mathbf{x}).$$

Let  $\bar{U}(B, q)$  be the worst-case regret of the fully uncensored feasible design that spends the entire budget on  $x = 1$ , i.e.  $(K, \mathbf{n}, \mathbf{x}) = (1, (B), (1))$ . Then:

$$(i) \quad \mathcal{P}(B) \leq \bar{U}(B, q).$$

(ii) For any feasible design with total sample size  $N = \sum_k n_k$ ,

$$\text{Reg}(\pi_{\mathbf{n}}^{\text{BSAA}} \mid \mathbf{x}) \geq q \left( 1 - \min \left\{ 1, \frac{B}{N - \lceil qN \rceil + 1} \right\} \right). \quad (27)$$

(iii) There exists an optimal design whose unit-count expansion has

$$N^* \leq N_{\max}(B, q) := \left\lceil \frac{B}{(1-q) \left( 1 - \frac{\bar{U}(B, q)}{q} \right)} \right\rceil, \quad (28)$$

and therefore it suffices to enumerate  $N = 1, 2, \dots, N_{\max}(B, q)$  (equivalently,  $K$  in the unit-count representation) when solving  $\mathcal{P}(B)$ .

*Proof. Step 1.* The design  $(K, \mathbf{n}, \mathbf{x}) = (1, (B), (1))$  is feasible since  $Bx_1 = B$ . Hence  $\mathcal{P}(B) \leq \text{Reg}(\pi_{(B)}^{\text{BSAA}} \mid (1)) =: \bar{U}(B, q)$ .

**Step 2.** Fix any feasible design and let  $N = \sum_k n_k$ . Evaluate regret at  $F = \delta_1$ . Then  $\text{opt}(\delta_1) = 0$  (order  $a = 1$ ) and ordering  $a$  incurs cost  $c(a, \delta_1) = q(1 - a)$ . Under  $\delta_1$ , sales equal inventories deterministically, so BSAA outputs the empirical  $q$ -quantile of the multiset of historical inventories, i.e. the smallest inventory level whose cumulative count is at least  $\lceil qN \rceil$ . Call this value  $x_{k^*}$ . Using  $\sum_k n_k x_k \leq B$  and monotonicity of  $\mathbf{x}$ , we have

$$B \geq \sum_{\ell \geq k^*} n_{\ell} x_{\ell} \geq x_{k^*} \sum_{\ell \geq k^*} n_{\ell} \geq x_{k^*} (N - \lceil qN \rceil + 1),$$

so  $x_{k^*} \leq \min\{1, B/(N - \lceil qN \rceil + 1)\}$ . Therefore

$$\text{Reg}(\pi_{\mathbf{n}}^{\text{BSAA}} \mid \mathbf{x}) \geq \mathbb{E}_{\mathbf{D} \sim \delta_1^N} [R(\pi_{\mathbf{n}}^{\text{BSAA}}(\mathbf{x}, \mathbf{I}), \delta_1)] = q(1 - x_{k^*}) \geq q \left( 1 - \min \left\{ 1, \frac{B}{N - \lceil qN \rceil + 1} \right\} \right),$$

which is (27).

**Step 3.** When  $q \geq 0.5$ , the Newsvendor loss function is  $q$ -Lipschitz. As a consequence, we must have  $\bar{U}(B, q) < q$ . Therefore, any  $N$  for which the right-hand side of (27) is at least  $\bar{U}(B, q)$  cannot be optimal, since there exists a feasible design achieving  $\bar{U}(B, q)$ . Using  $N - \lceil qN \rceil + 1 \geq (1 - q)N$ , it suffices that

$$q \left( 1 - \frac{B}{(1 - q)N} \right) \geq \bar{U}(B, q),$$

which rearranges to  $N \geq B/((1 - q)(1 - \bar{U}/q))$ , yielding (28).  $\square$

**Proposition 1.** Fix  $\varepsilon > 0$ ,  $q \geq 0.5$ , and set  $\delta := \varepsilon/(2(N_{\max} + 2))$ , where  $N_{\max} = N_{\max}(B, q)$ . For each  $N = 1, 2, \dots, N_{\max}$ :

1. take uniform grids  $V_N \subset [0, q]$  and  $W_N \subset [q, 1]$  with mesh at most  $\delta$ ;
2. solve the corresponding epigraph LP to obtain  $\hat{\mathcal{P}}_N(B; V_N, W_N)$  and an optimizer  $\hat{\mathbf{x}}^{(N)}$ .

Return  $\hat{N} \in \operatorname{argmin}_{1 \leq N \leq N_{\max}} \hat{\mathcal{P}}_N(B; V_N, W_N)$  and  $\hat{\mathbf{x}} := \hat{\mathbf{x}}^{(\hat{N})}$  (with  $\hat{\mathbf{n}} = \mathbf{1}_{\hat{N}}$ ).

Then the returned design is  $\varepsilon$ -optimal for (25):

$$\hat{\mathcal{P}}(B) \leq \mathcal{P}(B) \leq \hat{\mathcal{P}}(B) + \varepsilon, \quad \hat{\mathcal{P}}(B) := \min_{1 \leq N \leq N_{\max}} \hat{\mathcal{P}}_N(B; V_N, W_N). \quad (29)$$