

A complete solution to the directed Oberwolfach problem of order $2 \pmod{4}$ with cycles of even lengths

A. C. Burgess*, P. H. Danziger†, A. Lacaze-Masmonteil‡

February 20, 2026

Abstract

The Oberwolfach problem asks for a 2-factorization of the complete graph in which each 2-factor is isomorphic to a specific factor F . Recently, this problem has been extended to directed graphs. In this case, the directed Oberwolfach problem asks for a directed 2-factorization of the complete symmetric digraph in which each directed 2-factor is isomorphic to a specific directed factor F . In this paper, we consider the directed Oberwolfach problem with directed 2-factors comprised of cycles of even lengths. Specifically, we provide a complete solution to this particular case when the order of the complete symmetric digraph is congruent to 2 modulo 4.

Keywords: Directed graphs, decompositions, cycles, Oberwolfach problem, Mendelsohn designs.

Mathematics Subject Classifications: 05B30, 05C20, 05C51.

1 Introduction

The Oberwolfach problem was first posed by Ringel in 1967 [24], who asked the following:

In a venue with round tables of sizes m_1, m_2, \dots, m_t , where $m_1 + m_2 + \dots + m_t = n$, is it possible to find a seating plan for n people over $(n - 1)/2$ successive meals such that each person sits next to each other person exactly once?

The Oberwolfach problem can be modeled as a graph factorization problem; to describe how, we first introduce the requisite terminology.

Let G be a graph. We say that G is *decomposed* into subgraphs H_1, H_2, \dots, H_s if the H_i are pairwise edge-disjoint and their edge sets partition $E(G)$. If $H_1 \cong H_2 \cong \dots \cong H_s \cong H$, then we speak of an H -decomposition of G . A k -factor of G is a spanning k -regular subgraph of G ; we will be particularly interested in the case $k = 2$. In this case, a 2-factor may be thought of as a collection of disjoint cycles whose lengths sum to the order of G . A

*University of New Brunswick, Saint John, NB, E2L 4L5, Canada. Email: andrea.burgess@unb.ca.

†Toronto Metropolitan University, Toronto, ON, M5B 2K3, Canada. Email: danziger@torontomu.ca

‡University of Regina, Regina, SK, S4S 0A2, Canada. Email: alk004@uregina.ca.

2-*factorization* of G is a decomposition of G into 2-factors. For a given 2-factor F of G , we will refer to an F -decomposition of G as an F -factorization of G . We denote the 2-regular graph consisting cycles of length m_1, m_2, \dots, m_t (directed or undirected) by $[m_1, m_2, \dots, m_t]$. We use the standard exponential notation $[m_1^{\alpha_1}, m_2^{\alpha_2}, \dots, m_t^{\alpha_t}]$ to denote a 2-regular graph containing α_i cycles of length m_i for each $i \in \{1, \dots, t\}$.

Ringel's original formulation of the Oberwolfach problem asks whether K_n admits an F -factorization, where F is a given 2-factor of order n . As a 2-factorization of K_n is only possible when n is odd, for even n it is common to instead seek a factorization of the cocktail party graph $K_n - I$, formed by removing the edges of a 1-factor I from a complete graph of order n . We thus consider the Oberwolfach problem, denoted $\text{OP}(F)$, to ask whether K_n (if n is odd) or $K_n - I$ (if n is even) admits an F -factorization. Various instances of $\text{OP}(F)$ have been solved, notably when F is uniform (i.e. all cycles have the same length) [4, 5, 18], bipartite (i.e. all cycles have even length) [8, 17], or has two components [27]. The Oberwolfach problem has been completely solved for orders $n \leq 100$ [14, 22, 25]; in this range, there are exactly four 2-factors for which no solution exists, specifically $[3^2]$, $[3^4]$, $[4, 5]$, and $[3^2, 5]$.

Bryant and Scharaschkin [9] were the first to give a complete solution to the Oberwolfach problem for infinitely many orders, namely an infinite family of primes congruent to 1 (mod 16) as well as orders of the form $2p$ where $p \equiv 5 \pmod{24}$ is prime; this result was extended to orders of the form $2p$ where p is a prime congruent to 5 (mod 8) in [3]. It has recently been shown by non-constructive methods that a solution to $\text{OP}(F)$ exists for sufficiently large orders [16]. However, despite the fact that this result stipulates that the set of unsolved cases is finite, no bound on the size of this set is known; thus the Oberwolfach problem remains wide open in general. For further background on the Oberwolfach and related problems, we refer the reader to the survey [10].

In this paper, we will consider a variant of the Oberwolfach problem known as the *directed Oberwolfach problem* with tables of length m_1, m_2, \dots, m_t , denoted $\text{OP}^*([m_1, m_2, \dots, m_t])$. Introduced in [12], this problem considers a similar scenario as the Oberwolfach problem with the modified constraint that each guest be seated to the right of every other guest precisely once. The directed Oberwolfach problem is part of a recent surge of interest in directed variants of well-known cycle decomposition problems. For example, researchers have begun to undertake the study of the question of existence of solutions to the directed Hamilton-Waterloo problem [28, 29] as well as the directed Oberwolfach problem for the complete symmetric equipartite directed graph [15].

To formulate the directed Oberwolfach problem in graph-theoretic terms, we will require the following definition. A *directed 2-factor of directed graph G with directed cycles of length m_1, m_2, \dots, m_t* , denoted $F = [m_1, m_2, \dots, m_t]$, is a spanning subdigraph of G comprised of the vertex-disjoint union of directed cycles of lengths m_1, m_2, \dots, m_t . In [12], Burgess and Šajna posed the directed Oberwolfach problem as the question of the existence of a decomposition of the complete symmetric directed graph K_n^* into copies of F . Although Burgess and Šajna were the first to formulate the directed Oberwolfach problem as a cycle decomposition problem, they remarked that the directed Oberwolfach problem could also be viewed as a design theoretic problem by constructing a design known as a resolvable Mendelsohn design [13]. This particular approach is one taken by the authors of [6, 7, 30].

When n is odd, any solution to $\text{OP}([m_1, \dots, m_t])$ yields a solution of $\text{OP}^*([m_1, \dots, m_t])$ by simply directing each 2-factor in the 2-factorization of K_n in both orientations. Therefore,

emphasis is placed on the case n is even for $\text{OP}^*([m_1, m_2, \dots, m_t])$. The directed Oberwolfach problem has been completely resolved for tables of uniform lengths. The complete solution to this particular case is given in Theorem 1.1 below.

Theorem 1.1 ([1, 2, 6, 7, 11, 12, 21, 26]). *Let $m \geq 2$ be an integer. There exists a solution to $\text{OP}^*([m^\alpha])$ if and only if $(m, \alpha) \notin \{(4, 1), (6, 1), (3, 2)\}$.*

Zhang and Du [30] provide a complete solution to OP^* when the seating arrangements are comprised of α tables of length three and one table of length four or five.

Theorem 1.2 ([30]). *Let $\ell \in \{4, 5\}$. For every $\alpha \geq 1$, there exists a solution to $\text{OP}^*([3^\alpha, \ell])$.*

The directed Oberwolfach problem was also completely resolved for the case in which we have two tables, as given in Theorem 1.3.

Theorem 1.3 ([19, 20]). *Let $2 \leq m_1 \leq m_2$ be integers. There exists a solution to $\text{OP}^*([m_1, m_2])$ if and only if $[m_1, m_2] \neq [3, 3]$.*

Kadri and Šajna [20] derived a recursive method that gave rise to several infinite families of solutions to the directed Oberwolfach problem. In addition, their results in conjunction with those of Quirion [23], completely settle the directed Oberwolfach problem for all $n \leq 17$.

Theorem 1.4 ([20, 23]). *Let m_1, \dots, m_t be integers such that each $m_i \geq 2$ and $m_1 + \dots + m_t \leq 17$. There exists a solution to $\text{OP}^*([m_1, \dots, m_t])$ if and only if $[m_1, \dots, m_t] \notin \{[4], [6], [3, 3]\}$.*

In this paper, we will consider the case of $\text{OP}^*([m_1, m_2, \dots, m_t])$ in which all directed cycles have even length, and solve this case when $n \equiv 2 \pmod{4}$. In particular, our main result is the following theorem.

Theorem 1.5. *Let F be a bipartite directed 2-factor of order $n \equiv 2 \pmod{4}$. There exists a solution to $\text{OP}^*(F)$ if and only if $F \neq [6]$.*

We structure this paper as follows. In Section 2, we provide the necessary notation and definitions required to describe our solutions. Then, in Section 3, we show that it suffices to construct the desired decompositions for two particular classes of directed graphs that require four and nine directed 2-factors, respectively, in their decomposition. In the case of the first class of directed graphs, a complete solution is also given in Section 3. The purpose of Section 4 is to complete the proof of Theorem 1.5 by further reducing the question of existence of a 2-factorization of the second class of directed graphs to the existence of a particular set of directed paths and cycles, which we then give.

2 Notation and preliminaries

First, we introduce pertinent terminology and notation. Given a directed graph (digraph for short), we denote its vertex set as $V(D)$ and its arc set by $A(D)$. An arc from x to y is written as xy . If D_1 and D_2 are two arc-disjoint subdigraphs of D , we write $D_1 \oplus D_2$ to refer to the subdigraph of D that is union of D_1 with D_2 . As noted, we denote a 2-regular graph with cycles of lengths m_1, m_2, \dots, m_t by $[m_1, m_2, \dots, m_t]$. We use the standard exponential

notation $[m_1^{\alpha_1}, m_2^{\alpha_2}, \dots, m_t^{\alpha_t}]$ to denote a 2-regular graph containing α_i cycles of length m_i for each $i \in \{1, \dots, t\}$. Similarly, for digraphs, we denote by $[m_1^{\alpha_1}, \dots, m_t^{\alpha_t}]$ a collection of vertex-disjoint directed cycles containing α_i cycles of length m_i for each $i \in \{1, \dots, t\}$. We call a digraph of the form $[m_1^{\alpha_1}, \dots, m_t^{\alpha_t}]$ a *2-regular digraph*. Note that, in a 2-regular digraph, every vertex either has in- and out-degree 1 or in- and out-degree 0. While we use the same notation $[m_1^{\alpha_1}, \dots, m_t^{\alpha_t}]$ in the undirected and directed cases, it should be clear from context whether we are referring to a directed or undirected 2-regular graph. Lastly, a *2-factor* of a graph G is a spanning subgraph of G that is 2-regular and a *directed 2-factor* of digraph D is a spanning subdigraph D that is a directed 2-regular digraph.

The directed cycle $C = (x_0, x_1, \dots, x_m)$ contains arcs $x_0x_1, x_1x_2, \dots, x_{m-1}x_m, x_mx_0$. If $C = (x_0, x_1, \dots, x_m)$, then we denote by \overleftarrow{C} the directed cycle obtained by traversing the arcs of C in the opposite direction, i.e. $\overleftarrow{C} = (x_m, x_{m-1}, \dots, x_1, x_0)$. We denote the *directed path* (or *dipath for short*) P containing arcs $x_0x_1, x_1x_2, \dots, x_{m-1}x_m$ by $\langle x_0, x_1, \dots, x_m \rangle$. For the directed path $P = \langle x_0, x_1, \dots, x_m \rangle$, we say that x_0 is the *source* of P , denoted by $s(P)$ and x_m is the *terminal* of P , denoted $t(P)$. The set of *internal vertices* of a dipath P is the set $V(P) \setminus \{s(P), t(P)\}$. The *length* of a dipath P is its number of arcs, denoted $\text{len}(P)$. Given paths $P = \langle x_0, x_1, \dots, x_m \rangle$ and $Q = \langle x_m, x_{m+1}, \dots, x_{m+n} \rangle$, where $t(P) = s(Q) = x_m$, we define the *concatenation* of P and Q as the walk $P + Q = \langle x_0, x_1, \dots, x_m, x_{m+1}, \dots, x_{m+n} \rangle$. Note that $P + Q$ is a path if P and Q share only vertex x_m , and is a cycle if we also have that $s(P) = t(Q)$ but P and Q have no common internal vertices.

Given a graph G , let G^* be the digraph obtained by replacing each edge $\{x, y\}$ of G with arcs xy and yx . Thus, the arc set of G^* is the set $A(G^*) = \{xy, yx \mid \{x, y\} \in E(G)\}$. In particular, K_n^* is the complete symmetric digraph and $\text{OP}^*(F)$ asks for a directed 2-factorization of K_n^* in which each directed 2-factor is isomorphic to F .

While the directed Oberwolfach problem asks for a 2-factorization of K_n^* , we will also consider 2-factorizations of auxiliary digraphs of the form G^* where G is a lexicographic product of graphs, which we now define.

Definition 2.1. Let G and H be graphs. The *lexicographic (wreath) product* of G with H , denoted $G[H]$, is the graph with vertex set $V(G) \times V(H)$, where (g_1, h_1) and (g_2, h_2) are adjacent if and only if either $\{g_1, g_2\} \in E(G)$, or $g_1 = g_2$ and $\{h_1, h_2\} \in E(H)$.

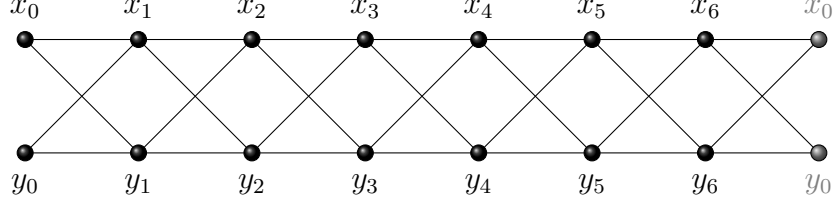
Informally, $G[H]$ may be thought of as being formed by blowing up the vertices of G into copies of H , and replacing each edge of G with a complete bipartite graph with parts of size $|V(H)|$.

Definition 2.2. Let $m > 1$ be an integer and $S \subseteq \mathbb{Z}_m \setminus \{0\}$ such that S is inverse closed. The *circulant graph* $\text{Circ}(m, S)$ is the graph with vertex set \mathbb{Z}_m and edge set $\{\{i, j\} \mid i - j \in S\}$.

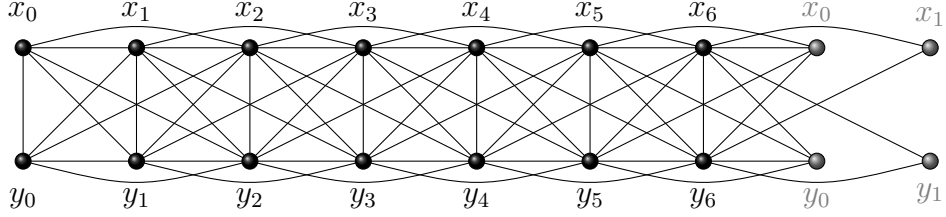
We now define the underlying graph of the two auxiliary digraphs of interest.

Definition 2.3. For a positive integer m , let H_{2m} denote the graph $C_m[\overline{K_2}]$. Define W_{2m} to be the graph $\text{Circ}(m, \{\pm 1, \pm 2\})[K_2]$.

For the graphs H_{2m} and W_{2m} , as well as J_{2m} defined in Section 4, we take the blowup of vertex i to be x_i and y_i . Figures 1a and 1b illustrate H_{14} and W_{14} , respectively. In each case, vertices with the same labels are identified.



(a) The graph H_{14} .



(b) The graph W_{14} .

Figure 1: The underlying graphs of H_{14}^* and W_{14}^* . Vertices with the same label are identified.

3 Setup and approach

Our approach is inspired by the solution of the original undirected Oberwolfach problem for bipartite factors given in [8, 17]. A similar approach was also recently successfully employed in [19] to complete the solution of the two-table directed Oberwolfach problem.

Note that $\text{OP}^*(F)$ has been completely solved when $n < 18$ [20, 23], so we may assume that $n \geq 17$, i.e. $m \geq 9$. In fact, our methods apply to all $m \geq 7$. The basic idea to solve $\text{OP}^*(F)$ in the case that F is a directed 2-factor of order $n = 2m$, where $2m \equiv 2 \pmod{4}$, is as follows. First, we apply the following theorem to decompose K_n^* into spanning subdigraphs isomorphic to H_n^* and W_n^* . As a consequence of the proofs of Lemmas 10 and 13 of [19], Theorem 3.1 reduces the problem to finding F -factorizations of H_n^* and W_n^* , which is the focus of this paper.

Theorem 3.1 ([19]). *Let $m \geq 7$ be an odd integer. There exists a decomposition of K_{2m}^* into one copy of W_{2m}^* and $\frac{m-5}{2}$ copies of H_{2m}^* .*

To factor H_{2m}^* , we generalize a result of Häggkvist [17] to the directed case. In particular, Häggkvist proved the following lemma.

Lemma 3.2 ([17]). *Let $m > 1$ be an integer. For every bipartite 2-factor F of order $2m$, there exists an F -factorization of H_{2m} .*

Lemma 3.2 immediately shows that, for any bipartite directed 2-factor $F = [m_1, \dots, m_t]$ not containing a directed 2-cycles, the digraph H_{2m}^* admits an F -factorization. Namely, one simply directs the cycles in an $[m_1, \dots, m_t]$ -factorization of H_{2m} in both direction. The following lemma settles the case in which F contains directed 2-cycles.

Lemma 3.3. *Let $F = [m_1, m_2, \dots, m_t]$ be a directed 2-factor such that $m_1 \leq m_2 \leq \dots \leq m_t$, and suppose that F has $s \geq 1$ directed cycles of length two. There exists an F -factorization of H_{2m}^* .*

Proof. From the hypothesis, it follows that $m_i = 2$ for $i \in \{1, \dots, s\}$ for some $s \geq 1$.

If $s \geq 2$, by Lemma 3.2, H_{2m} admits a $[2s, m_{t-s}, m_{t-s+1}, \dots, m_t]$ -factorization, \mathcal{H} . For each 2-factor in \mathcal{H} , we direct the cycles of size m_i , $i \in \{t-s, \dots, t\}$, each way, giving two directed partial factors $\{F_1, F_2\}$. Now, take a 1-factorization, $\{I_1, I_2\}$, of the cycle of length $2s$. For each edge in I_i , $i \in \{1, 2\}$, we replace it with the corresponding directed 2-cycle. This gives two sets of 2-cycles I_1^* and I_2^* that are both vertex-disjoint from F_1 and F_2 . Now, for each $i \in \{1, 2\}$, $F_i \cup I_i^*$ is a factor of H_{2m}^* with the prescribed cycle structure. Repeating this for each 2-factor in \mathcal{H} yields the required directed 2-factorization of H_{2m}^* .

We now consider the case $s = 1$. This means that $F = [2, m_2, m_3, \dots, m_t]$. Note that we will require four directed 2-factors in our decomposition. Therefore, for each cycle length, we will construct four directed cycles. First, we construct the following four directed cycles of length 2:

$$C_2^0 = (x_0, x_{m-1}); \quad C_2^1 = (y_0, x_{m-1}); \quad C_2^2 = (y_0, y_{m-1}); \quad C_2^3 = (x_0, y_{m-1}).$$

For each $i \in \{2, \dots, t\}$, let $m_i = 2k_i$, where $k_i \geq 2$. We give a separate construction for the four directed cycles of length m_2 .

If $m_2 \equiv 0 \pmod{4}$, then k_2 is even. Define

$$\begin{aligned} C_{m_2}^0 &= (y_0, y_1, y_2, \dots, y_{k_2}, x_{k_2-1}, x_{k_2-2}, \dots, x_4, x_3, x_2, x_1); \\ C_{m_2}^1 &= (x_0, x_1, y_2, x_3, y_4, \dots, x_{k_2-1}, y_{k_2}, y_{k_2-1}, x_{k_2-2}, y_{k_2-3}, x_{k_2-4}, y_{k_2-5}, \dots, x_4, y_3, x_2, y_1); \\ C_{m_2}^2 &= (x_0, y_1, x_2, x_3, x_4, \dots, x_{k_2}, y_{k_2-1}, y_{k_2-2}, \dots, y_4, y_3, y_2, x_1); \\ C_{m_2}^3 &= (y_0, x_1, x_2, y_3, x_4, \dots, y_{k_2-1}, x_{k_2}, x_{k_2-1}, y_{k_2-2}, x_{k_2-3}, y_{k_2-4}, x_{k_2-5}, \dots, y_4, x_3, y_2, y_1). \end{aligned}$$

If $m_2 \equiv 2 \pmod{4}$, then k_2 is odd. Define

$$\begin{aligned} C_{m_2}^0 &= (y_0, y_1, y_2, \dots, y_{k_2}, x_{k_2-1}, x_{k_2-2}, \dots, x_4, x_3, x_2, x_1); \\ C_{m_2}^1 &= (x_0, x_1, x_2, x_3, x_4, \dots, x_{k_2-1}, y_{k_2}, y_{k_2-1}, y_{k_2-2}, y_{k_2-3}, \dots, y_2, y_1); \\ C_{m_2}^2 &= (x_0, y_1, x_2, y_3, x_4, y_5, \dots, x_{k_2-1}, x_{k_2}, y_{k_2-1}, x_{k_2-2}, y_{k_2-3}, x_{k_2-4}, y_{k_2-5}, \dots, y_4, x_3, y_2, x_1); \\ C_{m_2}^3 &= (y_0, x_1, y_2, x_3, y_4, x_5, \dots, y_{k_2-1}, x_{k_2}, x_{k_2-1}, y_{k_2-2}, x_{k_2-3}, y_{k_2-4}, x_{k_2-5}, \dots, x_4, y_3, x_2, y_1). \end{aligned}$$

Now let $i \in \{3, \dots, t\}$ and $a = \sum_{j=1}^{i-1} k_j$.

If $m_i \equiv 0 \pmod{4}$, then k_i is even. We define

$$\begin{aligned} C_{m_i}^0 &= (x_a, x_{a+1}, x_{a+2}, \dots, x_{a+k_i-1}, y_{a+k_i}, y_{a+k_i-1}, y_{a+k_i-2}, \dots, y_{a+1}); \\ C_{m_i}^2 &= (y_a, x_{a+1}, y_{a+2}, x_{a+3}, y_{a+4}, \dots, x_{a+k_i-1}, x_{a+k_i}, y_{a+k_i-1}, x_{a+k_i-2}, y_{a+k_i-3}, \dots, y_{a+1}); \\ C_{m_i}^1 &= \overleftarrow{C_{m_i}^0}; \quad C_{m_i}^3 = \overleftarrow{C_{m_i}^2}. \end{aligned}$$

If $m_i \equiv 2 \pmod{4}$, then k_i is odd. We define

$$\begin{aligned} C_{m_i}^0 &= (x_a, x_{a+1}, y_{a+2}, x_{a+3}, y_{a+4}, x_{a+5}, \dots, y_{a+k_i-1}, y_{a+k_i}, x_{a+k_i-1}, y_{a+k_i-2}, x_{a+k_i-3}, \dots, y_{a+1}); \\ C_{m_i}^2 &= (y_a, x_{a+1}, x_{a+2}, x_{a+3}, x_{a+4}, \dots, x_{a+k_i}, y_{a+k_i-1}, y_{a+k_i-2}, y_{a+k_i-3}, \dots, y_{a+1}); \\ C_{m_i}^1 &= \overleftarrow{C_{m_i}^0}; \quad C_{m_i}^3 = \overleftarrow{C_{m_i}^2}. \end{aligned}$$

Finally, for each $i \in \{0, 1, 2, 3\}$ we form the following subdigraph

$$F_i = \{C_2^i, C_{m_1}^i, C_{m_2}^i, \dots, C_{m_t}^i\}.$$

It is tedious but straightforward to verify that directed cycles in F_i span the vertex set meaning that F_i is an F -factor. Furthermore, F_i and F_j are arc-disjoint for all $i, j \in \{0, 1, 2, 3\}$ and $i \neq j$. Consequently, the set $\{F_i \mid i = 0, 1, 2, 3\}$ is the desired F -factorization. \square

Combining Lemmas 3.2 and 3.3, we obtain the existence of F -factorizations of H_{2m}^* for bipartite factors.

Theorem 3.4. *Let $m > 1$ be an integer and let F be a bipartite directed 2-factor of order $2m$. There exists an F -factorization of H_{2m}^* .*

In light of Theorems 3.1 and 3.4, we can state the following theorem.

Theorem 3.5. *Let $m \geq 7$ be an odd integer and let F be a bipartite directed 2-factor of order $2m$. If there exists an F -factorization of W_{2m}^* , then there exists an F -factorization of K_{2m}^* .*

In conclusion, to solve $\text{OP}^*(F)$ for F a bipartite directed 2-factor, it suffices to construct an F -factorization of W_{2m}^* .

4 Factorizations of W_{2m}^*

In this section, we construct F -factorizations of W_{2m}^* , where m is odd and F is a bipartite directed 2-factor. To do this, we adapt and formalize a method used for the undirected case in [8, 17], the directed Oberwolfach problem in [19], and the directed Hamilton-Waterloo problem in [28]. The constructions given in this section also give rise to F -factorizations of W_{2m}^* when m is even. However, it is not known in this case whether these F -factorizations can be used to construct an F -factorization of K_{2m}^* .

To factor W_{2m}^* , it will be helpful to consider factorizations of an auxiliary digraph J_{2m}^* , which we now define by specifying the undirected graph J_{2m} .

Definition 4.1. Let J_{2m} to be the graph with vertex set $\{x_i, y_i \mid i \in \mathbb{Z}_{m+2}\}$ and edge set:

$$E(J_{2m}) = \{\{x_i, y_i\} \mid 1 \leq i \leq m\} \cup \{\{x_i, x_{i+1}\}, \{y_i, y_{i+1}\}, \{x_i, y_{i+1}\}, \{y_i, x_{i+1}\}, \{x_i, x_{i+2}\}, \{y_i, y_{i+2}\}, \{x_i, y_{i+2}\}, \{y_i, x_{i+2}\} \mid 0 \leq i \leq m-1\}.$$

Figure 2 illustrates J_{14} as an example. Note that $m = 7$ in Figure 2.

We may think of J_{2m}^* as being formed by “opening” W_{2m}^* . Conversely, we can reverse this process by identifying vertices x_i and y_i of J_{2m}^* , where $i \in \{0, 1\}$, with x_{i+m} and y_{i+m} , respectively, to obtain W_{2m}^* .

Note that a directed 2-factor of J_{2m}^* does not itself yield a directed 2-factor of W_{2m}^* . However, a 2-regular digraph satisfying certain properties described in Definition 4.2 will in fact yield a 2-factor of W_{2m}^* .

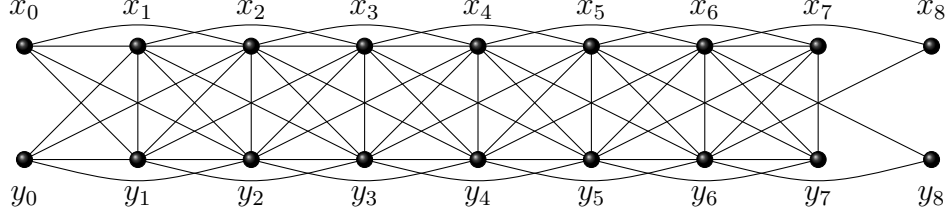


Figure 2: The graph J_{14} .

Definition 4.2. An *admissible* 2-regular subdigraph of J_{2m}^* is a 2-regular subdigraph of J_{2m}^* of order $2m$ that contains exactly one vertex from each of the sets $\{x_0, x_m\}$, $\{x_1, x_{m+1}\}$, $\{y_0, y_m\}$, $\{y_1, y_{m+1}\}$. An *admissible decomposition* of J_{2m}^* is a decomposition of J_{2m}^* comprised of admissible 2-regular subdigraphs.

See Figures 3a and 3b for two examples of admissible 2-regular subdigraphs of J_{2m}^* . Observe that an admissible 2-regular subdigraph of J_{2m}^* saturates all the vertices in $\{x_i, y_i \mid 2 \leq i \leq m-1\}$ and will yield a 2-factor of W_{2m}^* by identifying x_m with x_0 and y_m with y_0 . Furthermore, an admissible decomposition of J_{2m}^* gives rise to a directed 2-factorization of W_{2m}^* . We formalize this observation in Lemma 4.3 below.

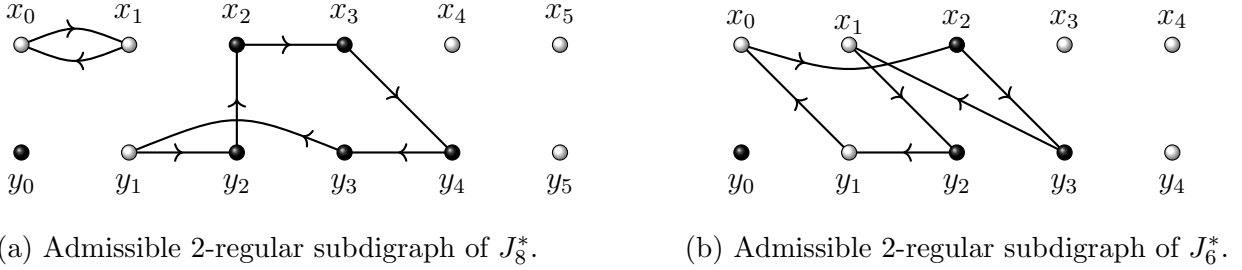


Figure 3: Admissible 2-regular subdigraphs in J_8^* and J_6^* that saturate the same vertices in $\{x_0, x_1, y_0, y_1\}$.

Lemma 4.3. Let $F = [m_1, m_2, \dots, m_t]$ be a 2-regular digraph of order $2m$. If there exists an admissible F -decomposition of J_{2m}^* , then there exists an F -factorization of W_{2m}^* .

Proof. Let $\phi : V(J_{2m}^*) \rightarrow V(W_{2m}^*)$, with $\phi(x_i) = x_j$ and $\phi(y_i) = y_j$, where $j \equiv i \pmod{m}$. That is, for $i \in \{0, 1\}$, ϕ identifies the vertices of J_{2m}^* , x_i and y_i , with x_{i+m} and y_{i+m} , but leaves the rest of the vertices unchanged.

Let $\{F_1, F_2, \dots, F_9\}$ be an admissible F -decomposition of J_{2m}^* . Given $D \in \{F_1, \dots, F_9\}$, we construct a 2-regular digraph $D' = \phi(D)$ in W_{2m}^* by applying ϕ to the vertices of the directed cycles of D . It is straightforward to see that arcs of D' are indeed arcs of W_{2m}^* . Since D has order $2m$ and contains only one vertex in each of the sets $\{x_0, x_m\}$, $\{x_1, x_{m+1}\}$, $\{y_0, y_m\}$ and $\{y_1, y_{m+1}\}$, this implies that D' is a directed 2-factor of W_{2m}^* .

Now let F_i and F_j be distinct elements of $\{F_1, \dots, F_9\}$ and let F'_i and F'_j be the directed 2-factors of W_{2m}^* obtained by applying ϕ as described above. Since the arcs of W_{2m}^* are

in one-to-one correspondence with the arcs of J_{2m}^* , the fact that F_i and F_j are arc-disjoint implies that F'_i and F'_j are also arc-disjoint. This correspondence also shows that each arc of W_{2m}^* appears in exactly one digraph in $\{F'_1, \dots, F'_9\}$. Thus, we obtain an F -factorization of W_{2m}^* . \square

Definition 4.4. Let F be an admissible 2-regular subdigraph of J_{2m}^* . The *external pattern* of F is the set $\{x_0, x_1, y_0, y_1\} \cap V(F)$. If $\mathcal{F} = \{F_1, \dots, F_9\}$ is an admissible decomposition of J_{2m}^* into 2-regular subdigraphs, and X_i is the external pattern of F_i , then the list (X_1, \dots, X_9) is the *external pattern* of \mathcal{F} .

Observe that both 2-regular digraphs in Figure 3 have external pattern $\{x_0, x_1, y_1\}$. Of particular interest are pairs of 2-regular admissible subdigraphs with the same external patterns. These pairs of subdigraphs are defined below.

Definition 4.5. Let $F = [m_1, \dots, m_s]$ and $F' = [m'_1, \dots, m'_t]$ be 2-regular admissible subdigraphs of J_{2m}^* and $J_{2m'}^*$, with external patterns X and X' , respectively. If $X = X'$, then F and F' are *compatible*. Decompositions $\mathcal{F} = \{F_1, \dots, F_9\}$ of J_{2m}^* and $\mathcal{F}' = \{F'_1, \dots, F'_9\}$ of $J_{2m'}^*$ into admissible 2-regular digraphs are said to be *compatible* if, for each $i \in \{1, \dots, 9\}$, F_i and F'_i are compatible.

Our next objective is to show that pairs of compatible decompositions can be spliced together to form a compatible decomposition of bigger order. To that end, we will find it useful to shift subgraphs of J_{2m}^* by using the following function.

Definition 4.6. Let σ be the function on $\{x_i, y_i \mid i \in \mathbb{Z}\}$ defined by $\sigma(x_i) = x_{i+1}$ and $\sigma(y_i) = y_{i+1}$. For a digraph D on vertex set $\{x_i, y_i \mid 0 \leq i \leq m\}$, $\sigma(D)$ is the digraph obtained by applying σ to each of its vertices (and correspondingly the arcs).

Note that $\sigma(D)$ is isomorphic to D , but σ is not an automorphism; rather, we think of $\sigma(D)$ as a shift of D . Thus, for example, if D is the 6-cycle $(x_0, x_2, y_3, x_1, y_2, y_1)$ illustrated in Figure 3b, then $\sigma(D)$ is the 6-cycle $(x_1, x_3, y_4, x_2, y_3, y_2)$.

In Lemma 4.7, we show how the function σ is used to construct an admissible decomposition of J_{2m}^* from a pair of compatible admissible decompositions of $J_{2\ell_1}^*$ and $J_{2\ell_2}^*$, where $m = \ell_1 + \ell_2$.

Lemma 4.7. Let $m = \ell_1 + \ell_2$, and let \mathcal{F}_1 be an admissible $[m_1, \dots, m_s]$ -decomposition of $J_{2\ell_1}^*$ and \mathcal{F}_2 be an admissible $[r_1, \dots, r_t]$ -decomposition of $J_{2\ell_2}^*$. If \mathcal{F}_1 and \mathcal{F}_2 are compatible with external pattern (X_1, \dots, X_9) , then there exists an admissible $[m_1, \dots, m_s, r_1, \dots, r_t]$ -decomposition of J_{2m}^* with external pattern (X_1, \dots, X_9) .

Proof. Let $\mathcal{F}_1 = \{F_1, \dots, F_9\}$ and $\mathcal{F}_2 = \{F'_1, \dots, F'_9\}$ be two compatible decompositions of $J_{2\ell_1}^*$ and $J_{2\ell_2}^*$, respectively. Thus, F_j and F'_j are compatible for each $j \in \{1, \dots, 9\}$. This means that, for $i \in \{0, 1\}$, x_{ℓ_1+i} (resp. y_{ℓ_1+i}) is a vertex of F_j if and only if x_i (resp. y_i) is not a vertex of F'_j . Hence $F_j \oplus \sigma^{\ell_1}(F'_j)$ is an admissible 2-regular subdigraph of $J_{2(\ell_1+\ell_2)}^*$ with the same external pattern as F_j (and hence F'_j). Therefore, $\mathcal{F} = \{F_j \oplus \sigma^{\ell_1}(F'_j) \mid 1 \leq j \leq 9\}$ is an admissible decomposition of J_{2m}^* with external pattern (X_1, \dots, X_9) . \square

We illustrate an application of Lemma 4.7 in the following example.

Example 4.8. The admissible 2-regular subdigraphs $F = [2, 6]$ of J_8^* and $F' = [6]$ of J_6^* in Figures 3a and 3b are compatible. Therefore, by the construction in the proof of Lemma 4.7, $F \oplus \sigma^4(F')$ is an admissible 2-regular subdigraph $F'' = [2, 6, 6]$ of J_{14}^* with external pattern $X = \{x_0, x_1, y_1\}$. This digraph is illustrated in Figure 4. Note that $F' \oplus \sigma^3(F)$ is also an admissible 2-regular subdigraph with the same external pattern X . This concludes the example.

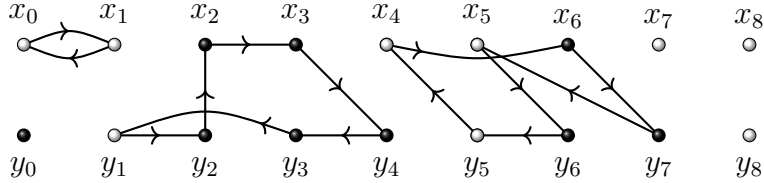


Figure 4: An admissible $[2, 6, 6]$ -digraph of J_{14}^* formed from the pair of admissible decompositions given in Figures 3a and 3b as described in Example 4.8.

We will construct admissible $[m_1, \dots, m_s]$ -decompositions of J_{2m}^* into 2-regular digraphs with a small number of components, and then use Lemma 4.7 to splice together these decompositions. Our decompositions will all have the same external pattern \mathcal{X} , given below, and will thus be compatible:

$$\mathcal{X} = (\{y_1\}, \{x_0, x_1, y_1\}, \{x_1, y_0, y_1\}, \{x_0, x_1, y_0, y_1\}, \{y_1\}, \{x_0, x_1, y_0\}, \{x_1, y_1\}, \{x_1\}, \{x_0, x_1, y_0, y_1\}).$$

The s -tuples $[m_1, \dots, m_s]$ are chosen to ensure that we can obtain all possible lists of even positive integers by combining them. This approach greatly reduces the list of factorizations of J_{2m}^* that we explicitly need to construct. See Appendix A for an example of an admissible decomposition of J_8^* with external pattern \mathcal{X} .

Before proceeding to our main constructions, we start with an example to illustrate the idea of how to construct a directed 2-factor of J_{2m}^* comprised of one long cycle of length $d + 8k$, where $k \in \mathbb{Z}$ and $d \in \{0, 2, 4, 6\}$, and several smaller cycles of fixed length. The main goal is to reduce the construction of this 2-factor to the construction of four directed paths of small lengths satisfying particular properties and a (possibly empty) set of at most three cycles of lengths two or four.

Example 4.9. Suppose we wish to build a 2-regular digraph $D = [2m]$, where $2m \equiv 2 \pmod{8}$ and $2m \geq 10$, with external pattern $\{x_0, x_1, y_1\}$. Consider the digraphs L and R illustrated in Figures 5a and 5b.

Observe that L and R are directed paths in J_4^* and J_6^* . Their lengths sum to $10 \equiv 2 \pmod{8}$. Moreover, L saturates vertices x_0, x_1 and y_1 , but not y_0 , while R saturates y_3 but not x_3, x_4 or y_4 . Lastly, L and $\sigma^2(R)$ may be concatenated to form a directed cycle of length 10 of J_{10}^* , $L + \sigma^2(R)$.

To form a cycle of length $2m = 2(5 + 4k) = 10 + 8k$ of J_{2m}^* , we place k translations of the digraph $C = (Q, U)$, where Q and U are directed paths of J_8 illustrated in Figure 5c, between L and R . It is not difficult to see that the concatenation

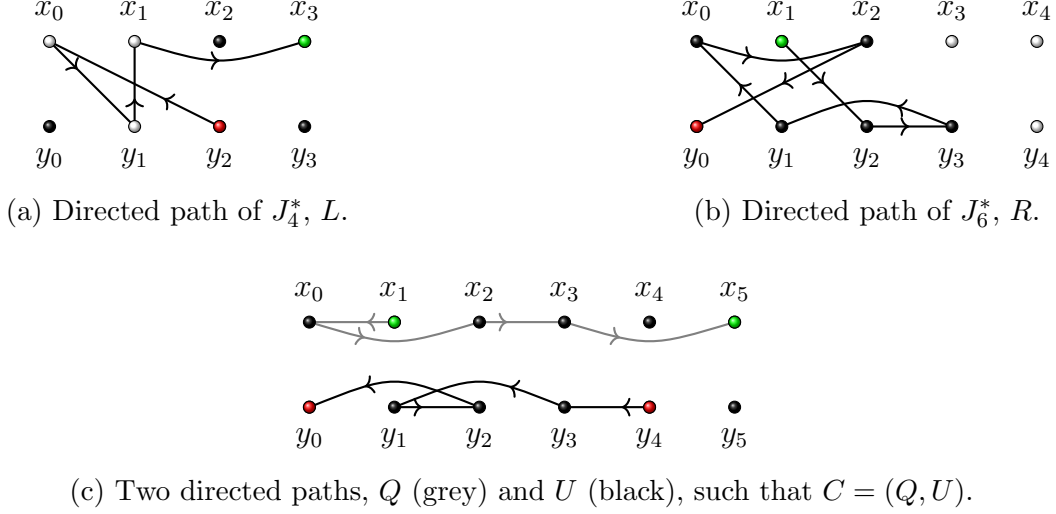


Figure 5: Four directed paths used to construct an admissible $[2m]$ -factor of J_{2m}^* , as described in Example 4.9.

$$L + \sigma^2(Q) + \sigma^6(Q) + \dots + \sigma^{4(k-1)+2}(Q) + \sigma^{4k+2}(R) + \sigma^{4(k-1)+2}(U) + \sigma^{4(k-2)+2}(U) + \dots + \sigma^2(U)$$

is a directed cycle of length $2m$ of J_{2m}^* . Lastly, observe that this directed cycle is also an admissible 2-regular subdigraph of J_{2m}^* . This concludes the example.

We will now generalize the construction given in Example 4.9. First, Definitions 4.10 and 4.15 formalize the structures required for our construction. We require nine factors, all respecting the fixed external pattern \mathcal{X} . The structures in Definitions 4.10 and 4.15 allow us to decompose J_{2m}^* into ‘left’, ‘centre’ and ‘right’ pieces whose union is J_{2m}^* . The left piece will be isomorphic to the digraph obtained from $J_{2\ell}^*$ by removing the arc $x_\ell y_\ell$, while the right piece will be isomorphic to the digraph obtained from $J_{2\ell}^*$ by adding the arc $x_0 y_0$. Lastly, the centre piece will be obtained from $J_{2\ell}^*$ by adding the arc $x_0 y_0$ and removing the arc $x_\ell y_\ell$. See Figure 6 for an illustration of these three digraphs.

In Lemmas 4.14 and 4.18, we demonstrate how specific decompositions of these three digraphs into directed paths can be used to construct an admissible F -decomposition of J_{2m}^* , where $F = [d+8k, m_1, m_2, \dots, m_t]$, for all $d \in \{0, 2, 4, 6\}$ and positive integers k . Subsequently, Lemma 4.19 constructs factors of the form $[2s]$, $s \geq 4$, which means that we will also need to construct factors with $m_i \in \{2, 4, 6\}$ and $t \in \{0, 1, 2\}$; these are also provided in Lemma 4.19, with some small cases given in Lemma 4.20.

First, we define the required decompositions of the left and right pieces.

Definition 4.10. Let $r, \ell \geq 1$ be integers, $M = [m_1, m_2, \dots, m_t]$ be a multiset of directed cycle lengths, and $\mathcal{E} = (E_1, E_2, \dots, E_9)$ be an external pattern.

1. A list of subdigraphs $\mathcal{L} = (L_1, L_2, \dots, L_9)$ of $J_{2\ell}^*$ is an (\mathcal{E}, ℓ) -left cap if the L_i are pairwise arc-disjoint, the union of their arc sets is $A(J_{2\ell}^*) \setminus \{x_\ell y_\ell\}$, and for all $i \in \{1, \dots, 9\}$:

- (a) L_i is a directed path.
- (b) $V(L_i) \cap \{x_0, x_1, y_0, y_1\} = E_i$.

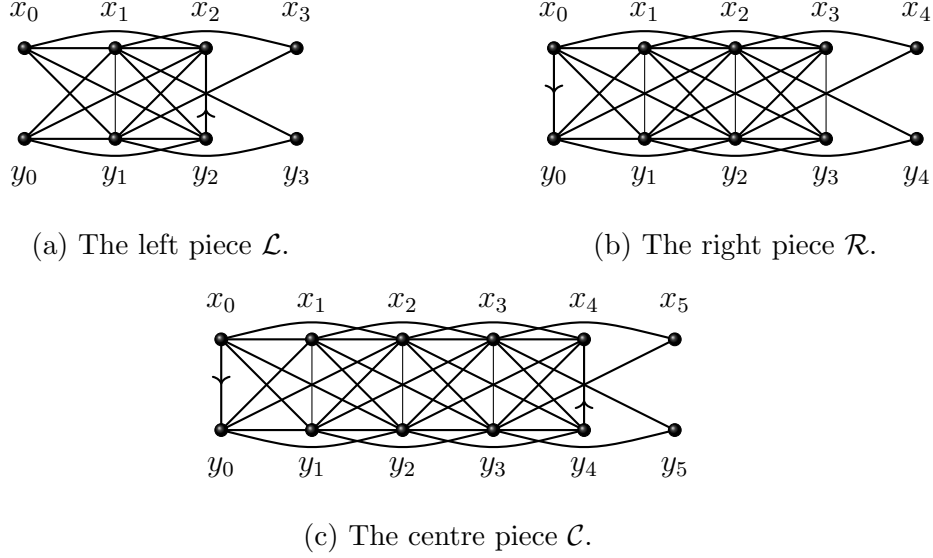


Figure 6: In this example, $\mathcal{L} \cup \sigma^2(\mathcal{C}) \cup \sigma^6(\mathcal{R}) = J_{18}^*$. Edges without arrows represent arcs in both directions.

- (c) For all $j \in \{2, 3, \dots, \ell - 1\}$, $\{x_j, y_j\} \subseteq V(L_i)$.
 - (d) $s(L_i), t(L_i) \in \{x_\ell, x_{\ell+1}, y_\ell, y_{\ell+1}\}$.
2. A list of subdigraphs $\mathcal{R} = (R_1, R_2, \dots, R_9)$ of $J_{2r}^* \oplus \{x_0 y_0\}$ is an (\mathcal{E}, r, t, M) -right cap if the R_i are pairwise arc-disjoint, the union of their arc sets is $A(J_{2r}^*) \cup \{x_0 y_0\}$, and for each $i \in \{1, \dots, 9\}$:
- (a) R_i is a vertex-disjoint union of a single directed path P_i and t cycles of lengths m_1, m_2, \dots, m_t .
 - (b) For each $j \in \{0, 1\}$, $x_{r+j} \in V(R_i)$ (resp. $y_{r+j} \in V(R_i)$) if and only if $x_j \notin E_i$ (resp. $y_j \notin E_i$).
 - (c) For each $j \in \{2, \dots, r - 1\}$, $\{x_j, y_j\} \subseteq V(R_i)$.
 - (d) $s(P_i), t(P_i) \in \{x_0, x_1, y_0, y_1\}$.

If $t = 0$, which implies that $M = \emptyset$, we omit t and M from the notation and write (\mathcal{E}, r) -right cap.

We will describe conditions which ensure that a left and right cap can be combined to create an admissible decomposition of $J_{2(\ell+r)}^*$. The source and terminal of the directed paths in the caps clearly play an important role. Consequently, we introduce some additional terminology before proceeding.

Definition 4.11. Let $\mathcal{E} = (E_1, E_2, \dots, E_9)$ be an external pattern.

1. Let $\mathcal{L} = (L_1, \dots, L_9)$ be an (\mathcal{E}, ℓ) -left cap. The *internal pattern* I_i of L_i is the list $I_i = (s(\sigma^{-\ell}(L_i)), t(\sigma^{-\ell}(L_i)), \sigma^{-\ell}(S_i))$, where S_i is the set of vertices in $\{x_\ell, x_{\ell+1}, y_\ell, y_{\ell+1}\}$ that are internal vertices of the directed paths L_i .

The *internal pattern* of \mathcal{L} is the list $\mathcal{I}_{\mathcal{L}} = (I_1, \dots, I_9)$.

2. Let $\mathcal{R} = (R_1, \dots, R_9)$ be an (\mathcal{E}, r, t, M) -right cap, and let P_i be the path in R_i for each $i \in \{1, \dots, 9\}$. The *internal pattern* I'_i of R_i is the list $I'_i = (t(P_i), s(P_i), \bar{S}_i)$, where \bar{S}_i is the set of vertices in $\{x_0, x_1, y_0, y_1\}$ that are neither in P_i nor in one of the cycles of R_i .

The *internal pattern* of \mathcal{R} is the list $\mathcal{I}_{\mathcal{R}} = (I'_1, \dots, I'_9)$.

Given left and right caps, we say they have the same internal pattern if $\mathcal{I}_{\mathcal{L}} = \mathcal{I}_{\mathcal{R}}$. Note that, in this case, for each $i \in \{1, \dots, 9\}$, $S_i = \bar{S}_i$. Furthermore, the first entry of the internal pattern of a digraph in a left cap is a source, while the first entry of the internal pattern of a digraph in a right cap is a terminal. Similarly, the second entries of the internal pattern of a left and right cap are a terminal and source, respectively. This ensures that, if the left and right cap have the same internal pattern, then $s(L_i) = t(\sigma^\ell(P_i))$, i.e. the source of L_i is the same as the terminal of the path in $\sigma^\ell(R_i)$. Therefore, when the internal patterns are equal, $L + \sigma^\ell(R)$ is a directed 2-factor of $J_{2(\ell+r)}^*$.

Example 4.12. In Figures 5a and 5b, we gave an example of a particular component of a left and right cap with the same internal patterns. The dipath L from Figure 5a has internal pattern (y_2, x_3, S) , where $S = \emptyset$. As described in Example 4.9, $L + \sigma^2(R)$ is a directed cycle of length 10. This directed cycle is shown in Figure 7. This concludes the example.

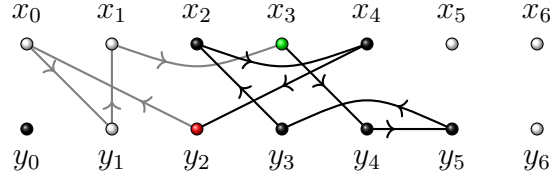


Figure 7: The directed cycle $L + \sigma^2(R)$, where arcs of L are drawn in grey and arcs of $\sigma^2(R)$ are drawn in black.

A more general example of left and right caps with matching internal patterns can be found in Appendix B. Each digraph of the right cap in the appendix consists of a directed cycle of length 4 and a directed path which can be concatenated with the corresponding directed path in the left cap to form a directed cycle of length 10.

Definition 4.13. An (\mathcal{E}, ℓ) -left cap, \mathcal{L} , and an (\mathcal{E}', r, t, M) -right cap, \mathcal{R} , are *complementary* if $\mathcal{E} = \mathcal{E}'$ and $\mathcal{I}_{\mathcal{L}} = \mathcal{I}_{\mathcal{R}}$. That is, they have the same external and internal patterns.

Our next step is to show how the ingredient pieces described in Definitions 4.10 and 4.11 can be put together to obtain an admissible decomposition of $J_{2(\ell+r)}^*$. We do so in the proof of Lemma 4.14, in which we show how complementary left and right caps, specifically an (\mathcal{E}, ℓ) -left cap and an (\mathcal{E}, r, t, M) -right cap, give rise to an admissible decomposition of

$J_{2(\ell+r)}^*$. Namely, we generalize the observations made in Example 4.12 to all components of both caps by showing how the conditions given in Definitions 4.10, 4.11 and 4.13 ensure that we are able to construct an admissible decomposition of $J_{2(\ell+r)}^*$.

Lemma 4.14. *Let $\mathcal{L} = (L_1, \dots, L_9)$ and $\mathcal{R} = (R_1, \dots, R_9)$ be complementary left and right caps, respectively, such that \mathcal{L} is an (\mathcal{E}, ℓ) -left cap and \mathcal{R} is an (\mathcal{E}, r, t, M) -right cap, where M is a multiset $[m_1, \dots, m_t]$ of directed cycle lengths. For $i \in \{1, \dots, 9\}$, let P_i be the directed path in R_i . If $\text{len}(P_i) + \text{len}(R_i) = m_0$ for all $i \in \{1, \dots, 9\}$, then there exists an admissible $[m_0, m_1, \dots, m_t]$ -decomposition of $J_{2(\ell+r)}^*$ with external pattern \mathcal{E} .*

Proof. For each $i \in \{1, \dots, 9\}$, let D_i be the digraph formed by the taking the union of L_i and $\sigma^\ell(R_i)$. We claim that the digraphs D_1, \dots, D_9 form the required decomposition. We will first verify that, for each $i \in \{1, \dots, 9\}$, $D_i \cong [m_0, m_1, \dots, m_t]$. To do this, it suffices to check that $L_i + \sigma^\ell(P_i)$ is a directed cycle of length m_0 that is vertex-disjoint from any directed cycle in $\sigma^\ell(R_i)$.

Let (v_1, v_2, S_i) be the internal pattern of L_i and R_i where S_i is the set of vertices in $\{x_0, x_1, y_0, y_1\}$ that are also internal vertices of $\sigma^{-\ell}(L_i)$. By item 2 of Definition 4.11, S_i is also the set of vertices in $\{x_0, x_1, y_0, y_1\}$ that do not appear in R_i . Therefore, the internal vertices of L_i are not contained in $\sigma^\ell(R_i)$. Since $\mathcal{I}_{\mathcal{L}} = \mathcal{I}_{\mathcal{R}}$, items 1 and 2 of Definition 4.11 imply that $\sigma^\ell(v_1) = s(L_i) = t(\sigma^\ell(P_i))$ and $\sigma^\ell(v_2) = t(L_i) = s(\sigma^\ell(P_i))$. As a result, the concatenation $L_i + \sigma^\ell(P_i)$ is indeed possible. In addition, since the internal vertices of L_i do not appear in $\sigma^\ell(P_i)$, the digraph $L_i + \sigma^\ell(P_i)$ is a directed cycle, which has length m_0 because $\text{len}(P_i) + \text{len}(R_i) = m_0$. Lastly, since the internal vertices of L_i do not appear in digraphs of $\sigma^\ell(R_i)$, this directed cycle is also vertex-disjoint from the remaining directed cycles of R_i and thus, $D_i \cong [m_0, m_1, \dots, m_t]$, as claimed.

We now show that $\{D_1, D_2, \dots, D_9\}$ is a decomposition of $J_{2(\ell+r)}^*$. It is easy to see that the union of their arcs contains all arcs of $J_{2(\ell+r)}^*$. Recall that digraphs in \mathcal{L} are pairwise arc-disjoint, as are the digraphs in $(\sigma^\ell(R_1), \sigma^\ell(R_2), \dots, \sigma^\ell(R_9))$, by Definition 4.10. Moreover, by item 2 of Definition 4.10, the union of the arc sets of $\sigma^\ell(R_1), \dots, \sigma^\ell(R_9)$ is $A(\sigma^\ell(J_{2r}^*)) \cup \{x_\ell y_\ell\}$. Therefore, if L_i and $\sigma^\ell(R_j)$ (where $i, j \in \{1, \dots, 9\}$) are not arc-disjoint, then L_i contains the arc $x_\ell y_\ell$, thereby contradicting the definition of left cap.

Lastly, we show that the decomposition $\{D_1, D_2, \dots, D_9\}$ is admissible with external pattern \mathcal{E} . Since \mathcal{L} and \mathcal{R} are complementary, then for each $w \in \{x_0, x_1, y_0, y_1\}$, items 1(b) and 2(b) of Definition 4.10 jointly imply that w occurs in L_i if and only if $\sigma^r(w)$ does not occur in R_i . Hence, for each $w \in \{x_0, x_1, y_0, y_1\}$, exactly one of w and $\sigma^{\ell+r}(w)$ occurs in D_i . Thus, the decomposition is admissible; it is easy to see that its external pattern is \mathcal{E} . \square

We will construct left and right caps in order to create cycles of length $m \in \{8, 10, 12, 14\}$ in J_m^* , as well as some other 2-regular digraphs involving 2- and 4-cycles. In order to extend our constructions to directed cycles of arbitrary even length, we now introduce the concept of a *centre piece*. Informally, a centre piece is a pair of directed paths that can be placed between left and right caps to create longer cycles. These dipaths must satisfy a particular set of conditions, given in Definition 4.15.

Definition 4.15. Let $c > 0$ be an integer. For each $i \in \{1, \dots, 9\}$, let $C_i = (Q_i, U_i)$ denote the digraph on vertex set $\{x_i, y_i \mid i = 0, \dots, c+1\}$ comprised of two vertex-disjoint directed paths Q_i and U_i . The list (C_1, \dots, C_9) is called a *centre piece of length c* if:

1. The union of the arc sets of the C_i is $\left(A(J_{2c}^*) \cup \{x_0 y_0\}\right) \setminus \{y_c x_c\}$, and
2. For each $i \in \{1, \dots, 9\}$:
 - (a) $\text{len}(Q_i) + \text{len}(U_i) = 2c$.
 - (b) $s(Q_i) \in \{x_0, y_0, x_1, y_1\}$, $t(Q_i) = s(\sigma^c(Q_i))$, $s(U_i) \in \{x_c, y_c, x_{c+1}, y_{c+1}\}$, and $t(U_i) = s(\sigma^{-c}(U_i))$.
 - (c) For each vertex $u \in \{x_0, x_1, y_0, y_1\} \setminus \{s(Q_i), t(U_i)\}$, exactly one of u and $\sigma^c(u)$ is in Q_i or U_i .
 - (d) Each vertex in $\{x_2, y_2, x_3, y_3, \dots, x_{c-1}, y_{c-1}\}$ is in precisely one of Q_i or U_i .

We note that Conditions 2b and 2c of Definition 4.15 imply that copies of a component of a centre piece can be concatenated to form a longer centre piece. That is, given a centre piece (C_1, \dots, C_9) of length c , where $C_i = (Q_i, U_i)$, the list (C'_1, \dots, C'_9) , where $C'_i = (Q_i + \sigma^c(Q_i), \sigma^c(U_i) + U_i)$, is a centre piece of length $2c$. In the following, we define centre pieces of length $c = 4$, which can be concatenated to obtain centre pieces of all lengths congruent to 0 (mod 4). We formalize this idea in Lemma 4.16.

Lemma 4.16. *If there exists a centre piece of length 4, then there exists a centre piece of length $4k$ for all $k \geq 1$.*

Proof. Let $\mathcal{C} = (C_1, \dots, C_9)$ be a centre piece of length 4 such that $C_i = (Q_i, U_i)$. For each $q \in \{0, 1, \dots, k-1\}$, let $Q_i^q = \sigma^{4q}(Q_i)$ and $U_i^q = \sigma^{4q}(U_i)$, and let $C'_i = (Q'_i, U'_i)$, where

$$Q'_i = Q_i^0 + Q_i^1 + \dots + Q_i^{k-1} \text{ and } U'_i = U_i^k + U_i^{k-1} + \dots + U_i^0.$$

We claim that $\mathcal{C}' = (C'_1, \dots, C'_9)$ is a centre piece of length $4k$. To that end, we verify that all conditions of Definition 4.15 are met.

First, we must show that Q'_i and U'_i are vertex-disjoint directed paths. By virtue of Condition 2b of Definition 4.15, we have that $t(Q_i^q) = s(Q_i^{q+1})$ for all $q \in \{0, 1, \dots, k-1\}$, and $t(U_i^q) = s(U_i^{q-1})$ for all $q \in \{1, \dots, k\}$. Therefore the above concatenation is in fact possible. It remains to be shown that Q'_i and U'_i are vertex-disjoint. Note that, if $q_1 - q_2 \geq 2$, then $Q_i^{q_1}$ and $Q_i^{q_2}$ are clearly vertex-disjoint. In addition, Conditions 2b and 2d of Definition 4.15 jointly imply that the only common vertices of Q_i^q and Q_i^{q+1} are their terminal and source, respectively. By virtue of conditions 2b and 2c, Q'_i and U'_i are vertex-disjoint directed paths, and by Condition 2a on the constituent paths in the concatenation, the sum of their lengths is $8k$. This means that \mathcal{C}' satisfies Condition 2a.

Observe that, by Condition 2b, $s(\sigma^4(Q_i)) = t(Q_i)$. Since $Q_i^0 = Q_i$, $s(\sigma^{4k}(Q_i^0)) = t(Q_i^{4k})$. Therefore, $s(\sigma^{4k}(Q'_i)) = t(Q'_i)$. A similar reasoning applies to U'_i and thus, Condition 2b holds for \mathcal{C}' . Again, by a similar reasoning, it can be shown that Condition 2c also holds for \mathcal{C}' .

As for Condition 2d, consider $x_{r+4\ell} \in \{x_2, \dots, x_{4k-1}\}$, where $0 \leq r < 4$ and $0 \leq \ell < k$ (a similar reasoning applies to $y_{4+4\ell}$). Because Q'_i and U'_i are vertex-disjoint, it suffices to show that $x_{r+4\ell}$ must be in at least one of Q'_i or U'_i . Since $\sigma^{-4\ell}(x_{r+4\ell}) = x_r$ is in exactly one of Q_i or U_i , \mathcal{C}' satisfies Condition 2d.

In order to show that Condition 1 holds for \mathcal{C}' , it suffices to show that directed paths in $\{U'_i, U'_j, Q'_i, Q'_j\}$ are pairwise arc-disjoint when $i \neq j$. Clearly, U'_i and Q'_i are arc-disjoint;

likewise for Q'_j and U'_j . Suppose that there exists an arc $a \in A(U'_i) \cap A(U'_j)$. Without loss of generality, suppose that $a = (x_{r+4\ell}, x_{s+4\ell})$ where $0 \leq \ell \leq k$ and $0 \leq r, s < 4$.

Consider the arc $(\sigma^{-4\ell}(x_{r+4\ell}), \sigma^{-4\ell}(x_{s+4\ell})) = (x_r, x_s)$. By definition, this arc lies in $A(U_i)$ and $A(U_j)$, thereby contradicting the fact that these dipaths are arc-disjoint. A similar reasoning applies to the remaining pairs of dipaths, namely Q'_i and Q'_j , U'_i and Q'_j , and U'_j and Q'_i . \square

Next, we give precise conditions that a centre piece of length $4k$ must satisfy in order to form an admissible decomposition of $J_{2(\ell+4k+r)}^*$ when paired with a complementary pair of left and right caps.

Definition 4.17. Given a centre piece $\mathcal{C} = (C_1, \dots, C_9)$, the *internal pattern* of $C_i = (Q_i, U_i)$ is the list $I''_i = (t(U_i), s(Q_i), \bar{S})$, where \bar{S} is the set of vertices in $\{x_0, x_1, y_0, y_1\}$ that are not in $V(Q_i) \cup V(U_i)$. The *internal pattern* of \mathcal{C} is the list $\mathcal{I}_{\mathcal{C}} = (I''_1, \dots, I''_9)$.

We say that a left (resp. right) cap \mathcal{L} (resp. \mathcal{R}) and a centre piece \mathcal{C} are *complementary* if they have the same internal patterns, that is, $\mathcal{I}_{\mathcal{L}} = \mathcal{I}_{\mathcal{C}}$ (resp. $\mathcal{I}_{\mathcal{R}} = \mathcal{I}_{\mathcal{C}}$).

Although we use the term *complementary* between left and right caps as well as between a cap and a centre piece, this term describes a similar concept: that the caps or the cap and centre piece can be joined to create directed cycles of longer length. We note that, if \mathcal{L} and \mathcal{R} are complementary left and right caps, and a centre piece \mathcal{C} is complementary to either, then it is complementary to both.

Lemma 4.18. Let $\mathcal{L} = (L_1, \dots, L_9)$ and $\mathcal{R} = (R_1, \dots, R_9)$ be complementary left and right caps satisfying the hypothesis of Lemma 4.14 and let \mathcal{C} be a centre piece of length 4. If \mathcal{L} and \mathcal{C} are complementary, then there exists an admissible $[m_0 + 8k, m_1, m_2, \dots, m_t]$ -decomposition of $J_{2(\ell+4k+r)}^*$ with external pattern \mathcal{E} for each integer $k \geq 0$.

Proof. The case $k = 0$ is Lemma 4.14 and thus, we assume $k \geq 1$. By Lemma 4.16, there is a centre piece $\mathcal{C}_{4k} = (C_1, \dots, C_9)$ of length $4k$ with the same internal pattern as \mathcal{C} .

For each $i \in \{1, \dots, 9\}$, we have $C_i = (Q_i, U_i)$. Furthermore, recall that R_i is comprised of a single directed path P_i and a set of t directed cycles of lengths m_1, m_2, \dots, m_t . Note that the set of directed cycles associated with R_i is possibly empty and recall that the sum of the lengths of L_i and P_i is m_0 .

Consider the subdigraph

$$D_i = L_i + \sigma^\ell(Q_i) + \sigma^{\ell+4k}(P_i) + \sigma^\ell(U_i)$$

of $J_{2(\ell+4k+r)}^*$. We will show that D_i is a directed cycle of length $m_0 + 8k$.

We first argue that the concatenations are well-defined. We note that, since $\mathcal{I}_{\mathcal{L}} = \mathcal{I}_{\mathcal{C}} = \mathcal{I}_{\mathcal{C}_{4k}}$, then $t(L_i) = s(\sigma^\ell(Q_i))$ and $s(L_i) = t(\sigma^\ell(U_i))$. Furthermore, since $\mathcal{I}_{\mathcal{R}} = \mathcal{I}_{\mathcal{C}} = \mathcal{I}_{\mathcal{C}_{4k}}$, then $s(\sigma^{\ell+4k}(P_i)) = t(\sigma^\ell(Q_i))$ and $t(\sigma^{\ell+4k}(P_i)) = s(\sigma^\ell(U_i))$. Therefore, the concatenations are well-defined.

Next, we argue that, other than its endpoints, the digraph D_i has no repeated vertices. By Definition 4.15, $\sigma^\ell(Q_i)$ and $\sigma^\ell(U_i)$ are vertex-disjoint. Because $\mathcal{I}_{\mathcal{C}_{4k}} = \mathcal{I}_{\mathcal{L}} = \mathcal{I}_{\mathcal{R}}$, the dipaths L_i and $\sigma^{\ell+4k}(P_i)$ have no vertices in common with $\sigma^\ell(Q_i)$ or $\sigma^\ell(U_i)$ other than their endpoints. Therefore, we have that D_i is a directed cycle. Moreover, note that the directed cycle D_i has

length $m_0 + 8k$ since $\text{len}(\sigma^\ell(Q_i)) + \text{len}(\sigma^\ell(U_i)) = 8k$ by Condition (2a) of Definition 4.15 and $\text{len}(L_i) + \text{len}(P_i) = m_0$ by hypothesis.

Note that D_i is vertex-disjoint from the cycles in R_i (if any) because these cycles are vertex-disjoint from P_i . We then construct the digraph $F_i = L_i \oplus \sigma^\ell(C_i) \oplus \sigma^{\ell+4k}(R_i)$, which is the union of the cycle D_i of length $m_0 + 8k$ with the directed cycles of lengths m_1, m_2, \dots, m_t of R_i . Consequently, F_i is a 2-regular subdigraph of $J_{2(\ell+4k+r)}^*$. That F_i is admissible follows by a similar reasoning to the proof of Lemma 4.14.

It remains to be shown that $\mathcal{F} = (F_1, \dots, F_9)$ is a decomposition of $J_{2(\ell+4k+r)}^*$ with external pattern \mathcal{E} . To verify that \mathcal{F} is a decomposition, it suffices to show that the digraphs F_1, \dots, F_9 are pairwise arc-disjoint. Consider F_i and F_j , where $i \neq j$. To see that they are arc-disjoint, first note that L_i and L_j are arc-disjoint by definition, as are $\sigma^\ell(C_i)$ and $\sigma^\ell(C_j)$, and $\sigma^{\ell+4k}(R_i)$ and $\sigma^{\ell+4k}(R_j)$. Further, it is clear that since $k \geq 1$, L_i and $\sigma^{\ell+4k}(R_j)$ are arc-disjoint, as are L_j and $\sigma^{\ell+4k}(R_i)$. Since the arc set of L_i is contained in $A(J_{2\ell}^*) \setminus \{x_\ell y_\ell\}$ and the arc set of $\sigma^\ell(C_j)$ is contained in $(A(\sigma^\ell(J_{8k}^*)) \cup \{x_\ell y_\ell\}) \setminus \{y_{4k+\ell} x_{4k+\ell}\}$, it is straightforward to check that L_i and $\sigma^\ell(C_j)$ are arc-disjoint. All remaining pairs of digraphs in $\{L_i, \sigma^\ell(C_i), \sigma^\ell(C_j), \sigma^{\ell+4k}(R_i), \sigma^{\ell+4k}(R_j)\}$ can be shown to be arc-disjoint by a similar reasoning. Clearly, the decomposition \mathcal{F} has the same external pattern as \mathcal{L} and \mathcal{R} , which is \mathcal{E} . \square

As a consequence of Lemma 4.18, in order to construct an admissible decomposition of J_{2m}^* , where $m = \ell + 4k + r$, it suffices to construct a pair of complementary left and right caps satisfying the hypothesis of Lemma 4.14 and a centre piece of length four which is complementary to these caps. We now do this for some particular 2-regular digraphs.

Recall that each of our caps will have external pattern

$$\mathcal{X} = (\{y_1\}, \{x_0, x_1, y_1\}, \{x_1, y_0, y_1\}, \{x_0, x_1, y_0, y_1\}, \{y_1\}, \{x_0, x_1, y_0\}, \{x_1, y_1\}, \{x_1\}, \{x_0, x_1, y_0, y_1\}).$$

Lemma 4.19. *Let F be a 2-regular digraph of order $2m$. There exists an admissible F -decomposition of J_{2m}^* with external pattern \mathcal{X} in each of the following cases:*

1. $F = [2s]$, $s \geq 4$;
2. $F = [2s, 2]$, $s \geq 4$;
3. $F = [2s, 2^2]$, $s \geq 4$;
4. $F = [2s, 4]$, $s \geq 5$.

Proof. We give left and right caps and a centre piece of length 4 that satisfy the conditions of Lemma 4.18. In each case, we use the same $(\mathcal{X}, 2)$ -left cap $\mathcal{L} = (L_1, \dots, L_9)$ and centre piece $\mathcal{C} = (C_1, \dots, C_9)$. The construction for $F = [2s, 4]$, including the left cap \mathcal{L} and centre piece \mathcal{C} , as well as the right cap for this case, is illustrated in Appendix B.

Each digraph in \mathcal{L} consists of a single path, given below:

$$\begin{aligned} L_1 : & \langle y_2, y_1, x_2 \rangle; & L_6 : & \langle y_2, y_0, x_2, x_0, x_1, y_3 \rangle; \\ L_2 : & \langle y_2, x_0, y_1, x_1, x_3 \rangle; & L_7 : & \langle y_3, x_1, y_1, x_3 \rangle; \\ L_3 : & \langle x_3, y_1, y_0, x_1, y_2 \rangle; & L_8 : & \langle y_2, x_1, x_2 \rangle; \\ L_4 : & \langle x_3, x_1, x_0, y_2, x_2, y_0, y_1, y_3 \rangle; & L_9 : & \langle y_3, y_1, x_0, x_2, x_1, y_0, y_2 \rangle. \\ L_5 : & \langle x_2, y_1, y_2 \rangle; \end{aligned}$$

Each digraph $C_i = (P_i, Q_i)$ in \mathcal{C} consists of two vertex-disjoint paths P_i , which has source in $\{x_0, x_1, y_0, y_1\}$ and terminal in $\{x_4, x_5, y_4, y_5\}$, and Q_i , which has source in $\{x_4, x_5, y_4, y_5\}$ and terminal in $\{x_0, x_1, y_0, y_1\}$. These are listed as follows:

$$\begin{aligned} C_1 : & (\langle x_0, y_2, x_2, x_1, y_3, x_4 \rangle, \langle y_4, x_3, y_1, y_0 \rangle); & C_6 : & (\langle y_1, x_1, x_3, y_3, y_5 \rangle, \langle y_4, y_2, x_4, x_2, y_0 \rangle); \\ C_2 : & (\langle x_1, x_0, x_2, x_3, x_5 \rangle, \langle y_4, y_3, y_1, y_2, y_0 \rangle); & C_7 : & (\langle x_1, x_2, y_3, x_5 \rangle, \langle y_5, x_3, y_2, x_0, y_0, y_1 \rangle); \\ C_3 : & (\langle y_0, y_2, y_1, y_3, y_4 \rangle, \langle x_5, x_3, x_2, x_0, x_1 \rangle); & C_8 : & (\langle x_0, y_1, x_3, x_4 \rangle, \langle y_4, x_2, y_2, y_3, x_1, y_0 \rangle); \\ C_4 : & (\langle y_1, x_2, y_4, x_4, x_3, y_5 \rangle, \langle x_5, y_3, y_2, x_1 \rangle); & C_9 : & (\langle y_0, x_2, x_4, y_2, y_4 \rangle, \langle y_5, y_3, x_3, x_1, y_1 \rangle); \\ C_5 : & (\langle y_0, x_1, y_2, x_3, y_4 \rangle, \langle x_4, y_3, x_2, y_1, x_0 \rangle); \end{aligned}$$

For each $F \in \{[2s], [2s, 2], [2s, 2^2], [2s, 4]\}$, we give a right cap for the smallest value of s , say s_0 , in each congruence class modulo 4 so that the sum of the path lengths in L_i and R_i sum to $2s_0$; the result for larger s then follows by Lemma 4.18.

We first consider $F = [2s]$. An $(\mathcal{X}, s_0 - 2)$ -right cap for each case is as follows:

- $s_0 = 4$:

$$\begin{aligned} R_1 : & \langle x_0, y_1, x_3, x_1, x_2, y_2, y_0 \rangle; & R_6 : & \langle y_1, y_3, x_1, y_0 \rangle; \\ R_2 : & \langle x_1, x_0, y_2, y_1, y_0 \rangle; & R_7 : & \langle x_1, y_2, x_0, y_0, x_2, y_1 \rangle; \\ R_3 : & \langle y_0, y_1, x_0, x_2, x_1 \rangle; & R_8 : & \langle x_0, x_1, y_3, y_1, y_2, x_2, y_0 \rangle; \\ R_4 : & \langle y_1, x_1 \rangle; & R_9 : & \langle y_0, x_1, y_1 \rangle. \\ R_5 : & \langle y_0, y_2, x_1, x_3, y_1, x_2, x_0 \rangle; \end{aligned}$$

- $s_0 = 5$:

$$\begin{aligned} R_1 : & \langle x_0, x_1, y_1, x_3, y_3, x_2, x_4, y_2, y_0 \rangle; & R_6 : & \langle y_1, x_2, y_4, y_2, x_1, y_0 \rangle; \\ R_2 : & \langle x_1, y_2, y_3, y_1, x_0, x_2, y_0 \rangle; & R_7 : & \langle x_1, y_3, y_2, x_3, x_2, x_0, y_0, y_1 \rangle; \\ R_3 : & \langle y_0, x_2, x_3, y_2, x_0, y_1, x_1 \rangle; & R_8 : & \langle x_0, y_2, y_4, x_2, y_3, x_1, x_3, y_1, y_0 \rangle; \\ R_4 : & \langle y_1, y_2, x_2, x_1 \rangle; & R_9 : & \langle y_0, x_1, x_2, y_2, y_1 \rangle. \\ R_5 : & \langle y_0, y_2, x_4, x_2, y_1, y_3, x_3, x_1, x_0 \rangle; \end{aligned}$$

- $s_0 = 6$:

$$\begin{aligned} R_1 : & \langle x_0, x_1, y_1, x_2, x_3, x_5, y_3, x_4, y_4, y_2, y_0 \rangle; & R_6 : & \langle y_1, x_3, y_5, y_3, x_2, y_2, x_1, y_0 \rangle; \\ R_2 : & \langle x_1, x_0, y_1, y_2, y_3, x_3, y_4, x_2, y_0 \rangle; & R_7 : & \langle x_1, y_3, y_4, x_3, x_4, y_2, x_2, x_0, y_0, y_1 \rangle; \\ R_3 : & \langle y_0, y_2, x_0, x_2, x_4, x_3, y_3, y_1, x_1 \rangle; & R_8 : & \langle x_0, y_2, y_4, x_4, y_3, y_5, x_3, x_1, x_2, y_1, y_0 \rangle; \\ R_4 : & \langle y_1, y_3, y_2, x_3, x_2, x_1 \rangle; & R_9 : & \langle y_0, x_2, y_3, x_1, x_3, y_2, y_1 \rangle. \\ R_5 : & \langle y_0, x_1, y_2, x_4, x_2, y_4, y_3, x_5, x_3, y_1, x_0 \rangle; \end{aligned}$$

- $s_0 = 7$:

$$\begin{aligned} R_1 : & \langle x_0, x_1, y_1, x_2, x_3, y_3, x_5, y_5, x_4, x_6, y_4, y_2, y_0 \rangle; \\ R_2 : & \langle x_1, x_0, y_1, y_2, x_3, x_4, y_3, y_5, y_4, x_2, y_0 \rangle; \\ R_3 : & \langle y_0, y_1, x_0, x_2, y_2, y_3, x_4, x_5, y_4, x_3, x_1 \rangle; \\ R_4 : & \langle y_1, x_3, y_4, x_4, y_2, x_2, y_3, x_1 \rangle; \\ R_5 : & \langle y_0, x_2, y_4, x_6, x_4, y_5, x_5, y_3, x_3, y_1, x_1, y_2, x_0 \rangle; \\ R_6 : & \langle y_1, y_3, y_2, y_4, y_6, x_4, x_3, x_2, x_1, y_0 \rangle; \\ R_7 : & \langle x_1, y_3, y_4, y_5, x_3, x_5, x_4, x_2, x_0, y_0, y_2, y_1 \rangle; \\ R_8 : & \langle x_0, y_2, x_1, x_2, x_4, y_6, y_4, x_5, x_3, y_5, y_3, y_1, y_0 \rangle; \\ R_9 : & \langle y_0, x_1, x_3, y_2, x_4, y_4, y_3, x_2, y_1 \rangle. \end{aligned}$$

See Appendix C for the remaining cases. \square

Lemma 4.20. *Let $m \in \{3, 4, 5, 6\}$. There exists an admissible F -decomposition of J_{2m}^* with external pattern \mathcal{X} for each of the following 2-regular digraphs F of order $2m$:*

$$[2, 4], [2, 6], [2^2, 4], [2^2, 6], [2^2, 4^2], [2^3], [2^3, 4], [4^2], [4^3], [4, 6], [4, 8], [6].$$

Proof. The required decompositions may be found in Appendix D. A $[4, 8]$ -decomposition of J_{12}^* is also illustrated in Appendix A. \square

Now that we have established the existence of admissible F -decompositions of J_{2m}^* for cases where F has one component or a small number of components with small cycle lengths, we may employ these results with Lemma 4.7 to produce decompositions for more general 2-regular graphs F . This approach will then allow us to construct directed 2-factorizations of W_{2m}^* .

Theorem 4.21. *Let $m \geq 4$ and $F \neq [2^m]$ be a bipartite 2-regular of order $2m$. There exists an admissible F -decomposition of J_{2m}^* .*

Proof. Write $F = [m_1^{\alpha_1}, m_2^{\alpha_2}, \dots, m_t^{\alpha_t}]$ where $2 \leq m_1 \leq m_2 \leq \dots \leq m_t$ and $\alpha_1, \dots, \alpha_t$ are positive integers. We consider three cases depending on the value of m_1 .

CASE 1: $m_1 \geq 6$. For each $i \in \{1, \dots, t\}$, there exists an admissible $[m_i]$ -decomposition of $J_{2m_i}^*$ with external pattern \mathcal{X} , by Lemma 4.20 if $m_i = 6$ and by Lemma 4.19 otherwise. Thus, by Lemma 4.7, there exists an admissible F -decomposition of J_{2m}^* with external pattern \mathcal{X} .

CASE 2: $m_1 = 4$. We consider cases depending on the value of α_1 .

Sub-case 2.1: $\alpha_1 \geq 2$. Write $\alpha_1 = 2\beta + 3\gamma$, where β and γ are non-negative integers. By Lemma 4.20, there exist an admissible $[4^2]$ -decomposition of J_8^* and an admissible $[4^3]$ -decompositions of J_{12}^* , each with external pattern \mathcal{X} . The existence of an admissible $[4^{\alpha_1}]$ -decomposition of $J_{4\alpha_1}^*$ follows by Lemma 4.7. Using Case 1, there exists an admissible $[m_2^{\alpha_2}, \dots, m_t^{\alpha_t}]$ -decomposition of $J_{2m-4\alpha_1}^*$. These two latter decompositions are compatible, each having external pattern \mathcal{X} , and hence, by Lemma 4.7, there is an admissible $[m_1^{\alpha_1}, \dots, m_t^{\alpha_t}]$ -decomposition of J_{2m}^* with external pattern \mathcal{X} .

Sub-case 2.2: $\alpha_1 = 1$. Note that there is an admissible $[4, m_2]$ -decomposition of $J_{4+m_2}^*$ by Lemma 4.19 in the case $m_2 > 6$ and Lemma 4.20 if $m_2 = 6$. By Case 1, there is an admissible $[m_2^{\alpha_2-1}, m_3^{\alpha_3}, \dots, m_t^{\alpha_t}]$ -decomposition of $J_{2m-(4+m_2)}^*$. As both of these decompositions have external pattern \mathcal{X} , Lemma 4.7 implies the existence of an admissible $[m_1^{\alpha_1}, \dots, m_t^{\alpha_t}]$ -decomposition of J_{2m}^* with external pattern \mathcal{X} .

CASE 3: $m_1 = 2$. Since $F \neq [2^m]$, we have that $t \geq 2$. We proceed depending on the congruence class of α_1 modulo 3.

Sub-case 3.1: $\alpha_1 \equiv 0 \pmod{3}$. The result follows by Lemma 4.7, using the $[2^3]$ -decomposition from Lemma 4.20 and an admissible $[m_2^{\alpha_2}, \dots, m_t^{\alpha_t}]$ -decomposition of $J_{2m-2\alpha_1}^*$ from Case 1 or 2.

Sub-case 3.2: $\alpha_1 \equiv 1 \pmod{3}$. We again use Lemma 4.7, this time with an admissible $[2, m_2]$ -decomposition of $J_{2+m_2}^*$ from Lemma 4.19 (if $m_2 \geq 8$) or Lemma 4.20 (if $m_2 \in \{4, 6\}$), as well

as an admissible $[2^3]$ -decomposition from Lemma 4.20 (if $\alpha_1 > 1$) and an $[m_2^{\alpha_2-1}, m_3^{\alpha_3}, \dots, m_t^{\alpha_t}]$ -decomposition of $J_{2m-2\alpha_1-m_2}^*$ from Case 1 or 2.

Sub-case 3.3: $\alpha_1 \equiv 2 \pmod{3}$. This case is similar to Subcase 3.2, except that we use a $[2^2, m_2]$ -decomposition of $J_{4+m_2}^*$ from Lemma 4.19 or 4.20 in place of a $[2, m_2]$ -decomposition. \square

Corollary 4.22. *Let $m \geq 4$ be an integer and $F \neq [2^m]$ is a bipartite directed 2-factor of order $2m$. There exists an F -factorization of W_{2m}^* .*

Proof. The result follows directly from Theorem 4.21 by applying Lemma 4.3. \square

We now prove the main result of this paper.

Theorem 1.5. *Let F be a bipartite directed 2-factor of order $n \equiv 2 \pmod{4}$. There exists a solution to $\text{OP}^*(F)$ if and only if $F \notin \{[4], [6]\}$.*

Proof. If F is uniform, then the result follows by Theorem 1.1; in particular, this means that we may assume that $F \neq [2^{n/2}]$. Note that [20, Theorem 9.1] solves the problem for orders $n < 14$. For $n \geq 14$, the result follows from Theorem 3.5 and Corollary 4.22. \square

Theorem 1.5 completely resolves the case of the directed Oberwolfach problem in which all directed cycles are of even length and the number of vertices is congruent to 2 modulo 4. The natural next step is to consider the case where the number of vertices is congruent to 0 modulo 4. We have embarked on this study; although similar methods may apply, this case appears to be more complicated.

5 Acknowledgements

A.C. Burgess acknowledges support from the Natural Sciences and Engineering Research Council of Canada, Discovery Grant RGPIN-2025-04633.

P. H. Danziger acknowledges support from the Natural Sciences and Engineering Research Council of Canada, Discovery Grant RGPIN-2022-0381.

A. Lacaze-Masmonteil acknowledges the support of the Pacific Institute for the Mathematical Sciences and Centre National de la Recherche Scientifique Postdoctoral Fellowship.

6 Conflict of Interest Statement

The authors declare no potential conflicts of interest.

References

- [1] R. J. R. Abel, F. E. Bennett, and G. Ge, Resolvable perfect Mendelsohn designs with block size 5. *Discrete Math.*, **247** (2002), 1–12.
- [2] P. Adams and D. Bryant, Resolvable directed cycle systems of all indices for cycle length 3 and 4, unpublished.

- [3] B. Alspach, D. Bryant, D. Horsley, B. Maenhaut and V. Scharaschkin. On factorizations of complete graphs into circulant graphs and the Oberwolfach problem. *Ars. Math. Contemp.* **11** (2016), 157–173.
- [4] B. Alspach and R. Häggkvist. Some observations on the Oberwolfach problem. *J. Graph Theory*, **9** (1985), 177–187.
- [5] B. Alspach, P.J. Schellenberg, D.R. Stinson and D. Wagner. The Oberwolfach problem and factors of uniform odd length cycles. *J. Combin. Theory Ser. A*, **52** (1989), 20–43.
- [6] F. E. Bennett, and X. Zhang, Resolvable Mendelsohn designs with block size 4. *Aequationes Math.*, **40** (1990), 248–260.
- [7] J.-C. Bermond, A. Germa, and D. Sotteau, Resolvable decomposition of K_n^* . *J. Combin. Theory Ser. A*, **26** (1979), 179–185.
- [8] D. Bryant and P. Danziger. On bipartite factorizations of $K_{2n} - I$ and the Oberwolfach problem. *J. Graph Theory*, **68** (2011), 22–37.
- [9] D. Bryant and V. Scharaschkin. Complete solutions to the Oberwolfach problem for an infinite set of orders. *J. Combin. Theory Ser. B* **99** (2009), 904–918.
- [10] A.C. Burgess, P.H. Danziger and T. Traetta. A survey on constructive methods for the Oberwolfach problem and its variants. In C.J. Colbourn and J.H. Dinitz (eds.), *New advances in designs, codes and cryptography*. Fields Inst. Commun. 86. Springer, 2024. pp. 37–62.
- [11] A. Burgess, N. Francetić, and M. Šajna, On the directed Oberwolfach Problem with equal cycle lengths: the odd case. *Australas. J. Combin.*, **71** (2018), 272–292.
- [12] A. Burgess and M. Šajna, On the directed Oberwolfach Problem with equal cycle lengths, *Electron. J. Combin.*, **21** (2014), 1–15.
- [13] C. J. Colbourn and J. H. Dinitz (editors). *Handbook of combinatorial designs*. Chapman and Hall/CRC, Boca Raton, FL, (2007).
- [14] A. Deza, F. Franek, W. Hua, M. Meszka and A. Rosa. Solutions to the Oberwolfach problem for orders 18 to 40. *J. Combin. Math. Combin. Comput.*, **74** (2010), 95–102.
- [15] N. Francetić and M. Šajna. On the directed Oberwolfach problem for complete symmetric equipartite digraphs and uniform-length cycles. *J. Combin. Des.*, **31** (2023), 604–641 .
- [16] S. Glock, F. Joos, J. Kim, D. Kühn and D. Osthus. Resolution of the Oberwolfach problem. *J. Eur. Math. Soc.*, **23** (2021), 2511–2547.
- [17] R. Häggkvist. A lemma on cycle decompositions. *Ann. Disc. Math.*, **27** (1985), 227–232.
- [18] D.G. Hoffman and P.J. Schellenberg. The existence of C_k -factorizations of $K_{2n} - F$. *Discrete Math.*, **97** (1991), 243–250.

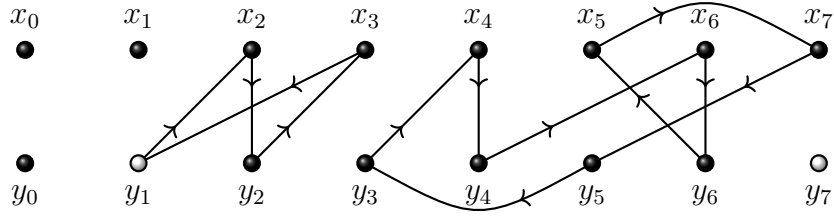
- [19] D. Horsley and A. Lacaze-Masmonteil. Completing the solution of the directed Oberwolfach problem with two tables. *Electron. J. Combin.*, **33** (2026), 1–33.
- [20] S. Kadri and M. Šajna. The directed Oberwolfach problem with variable cycle lengths: A recursive construction. *J. Combin. Des.*, **33** (2025), 239–260.
- [21] A. Lacaze-Masmonteil. Completing the solution of the directed Oberwolfach problem with cycles of equal length. *J. Combin. Des.*, **32** (2024), 5–30.
- [22] M. Meszka. Solutions to the Oberwolfach problem for orders up to 100. *Australas. J. Combin.*, **89** (2024), 243–248.
- [23] J. Quirion, The Directed Oberwolfach Problem—Small Cases: A Computational Approach, Undergraduate Research Project, University of Ottawa, 2025
- [24] G. Ringel. Das Oberwolfacher Problem. Tagung über Graphentheorie. Mathematisches Forschungsinstitut Oberwolfach, 1967, <https://oda.mfo.de/handle/mfo/1785>.
- [25] F. Salassa, G. Dragotto, T. Traetta, M. Buratti and F. Della Croce. Merging combinatorial design and optimization: The Oberwolfach problem. *Australas. J. Combin.*, **79** (2021), 141–166.
- [26] T. W. Tillson, A hamiltonian decomposition of K_{2m}^* , $2m \geq 8$, *J. Combin. Theory Ser. B*, **29** (1980), 69–74.
- [27] T. Traetta. A complete solution to the two-table Oberwolfach problems. *J. Combin. Theory Ser. A*, **120** (2013), 984–997.
- [28] F. Yetgin, U. Obadaşı, and S. Özkan, The directed Hamilton-Waterloo Problem involving even cycle sizes. *Disc. Math.*, **45** (2025), 615–636.
- [29] F. Yetgin, U. Obadaşı, and S. Özkan, On the directed Hamilton-Waterloo Problem with two cycle sizes. *Cont. Discrete Math.*, **20** (2024), 74–94.
- [30] Y. Zhang and B. Du, The existence of a resolvable Mendelsohn designs $\text{RMD}(\{3, s^*\}, v)$, *Australas. J. Combin.*, **32** (2005), 197–204.

A An admissible $[4, 8]$ -decomposition of J_{12}^*

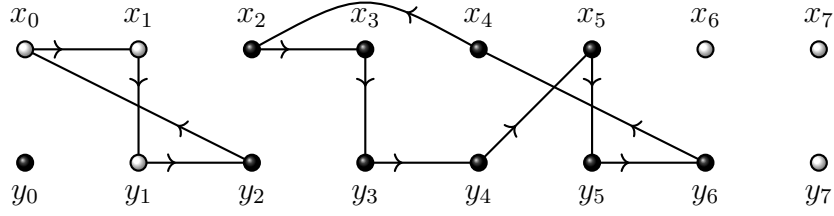
The following set $\mathcal{F} = \{F_1, \dots, F_9\}$ of nine digraphs forms an admissible $[4, 8]$ -decomposition of J_{12}^* with external pattern

$$\mathcal{X} = (\{y_1\}, \{x_0, x_1, y_1\}, \{x_1, y_0, y_1\}, \{x_0, x_1, y_0, y_1\}, \{y_1\}, \{x_0, x_1, y_0\}, \{x_1, y_1\}, \{x_1\}, \{x_0, x_1, y_0, y_1\}).$$

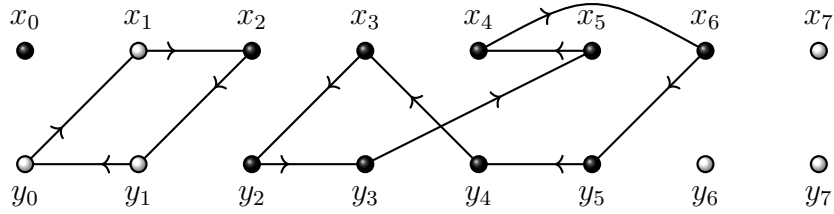
F_1 : External pattern $\{y_1\}$.



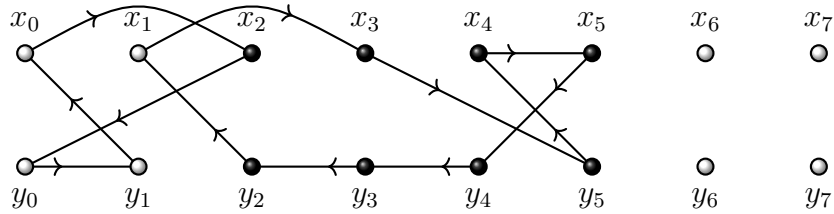
F_2 : External pattern $\{x_0, x_1, y_1\}$.



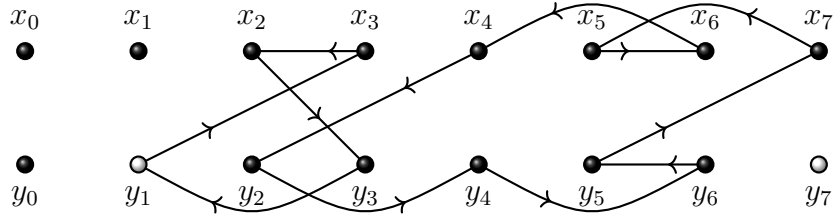
F_3 : External pattern $\{x_1, y_0, y_1\}$.



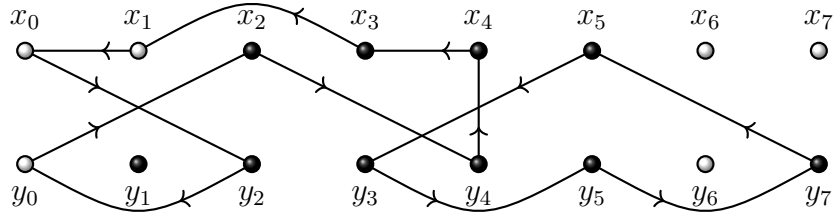
F_4 : External pattern $\{x_0, x_1, y_0, y_1\}$.



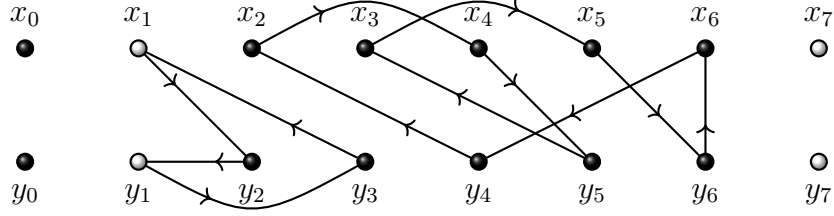
F_5 : External pattern $\{y_1\}$.



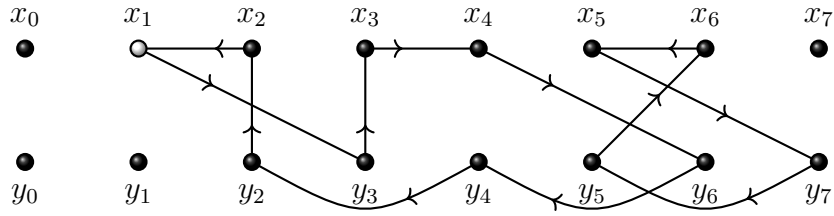
F_6 : External pattern $\{x_0, x_1, y_0\}$.



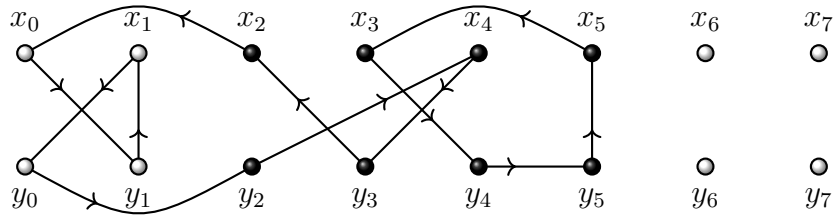
F_7 : External pattern $\{x_1, y_1\}$.



F_8 : External pattern $\{x_1\}$



F_9 : External pattern $\{x_0, x_1, y_0, y_1\}$.

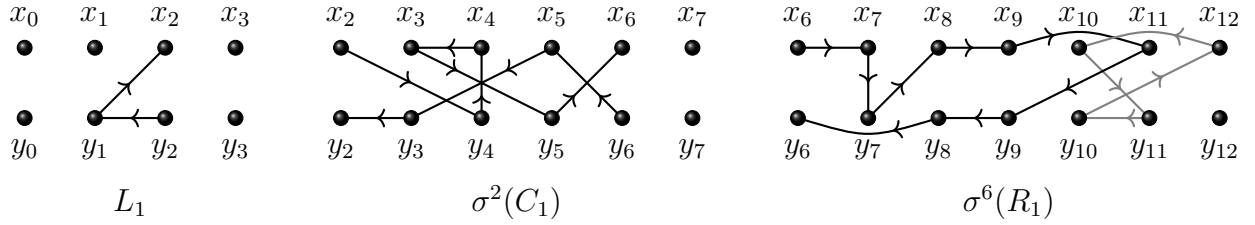


B Caps and centre piece for a $[4, 2t]$ -decomposition of J_{2t+4}^* , $t \equiv 1 \pmod{4}$

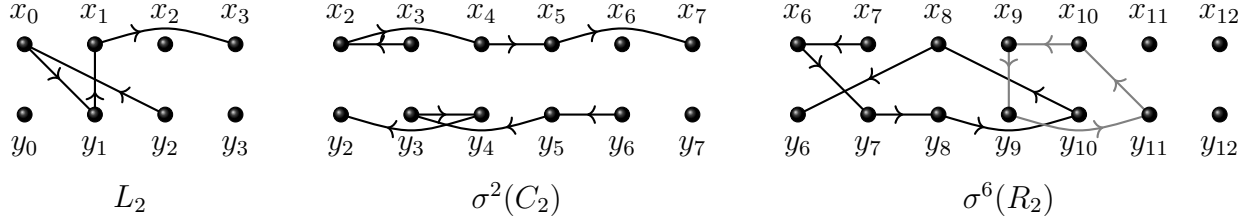
Consider the left cap (L_1, \dots, L_9) , centre piece (C_1, \dots, C_9) and right cap (R_1, \dots, R_9) used to construct an admissible $[2t, 4]$ -decomposition of J_{2t+4}^* with external pattern \mathcal{X} , where $t \equiv 1 \pmod{4}$, $t \geq 5$. For each $i \in \{1, \dots, 9\}$, $L_i \oplus \sigma^2(C_i) \oplus \sigma^6(C_i) \oplus \dots \oplus \sigma^{4s+2}(C_i) \oplus \sigma^{4s+6}(R_i)$ consists of one directed cycle of length $10 + 8s$ and one of length 4. In particular, $L_i \oplus \sigma^2(R_i)$ is an admissible 2-regular graph with one directed cycle of length 10 and one of length 4, while $L_i \oplus \sigma^2(C_i) \oplus \sigma^6(R_i)$ consists of one directed cycle of length 18 and one of length 4.

In the figures below, for each $i \in \{1, \dots, 9\}$, we specifically illustrate L_i , $\sigma^2(C_i)$ and $\sigma^6(R_i)$; these three digraphs combine to form a $[4, 18]$ -decomposition of J_{22}^* . For each value of i , we state the external pattern of L_i and R_i , and the internal pattern of L_i , C_i and R_i .

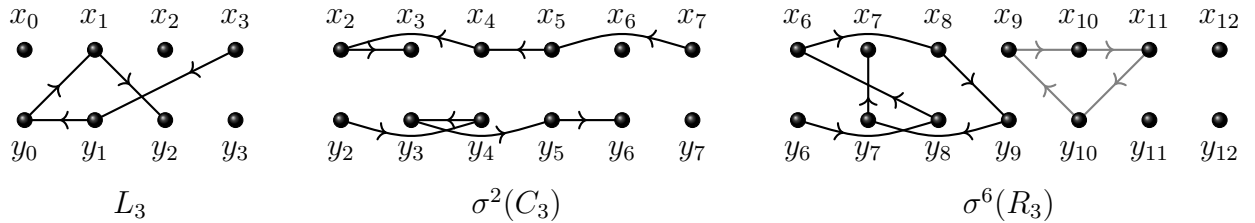
L_1, C_1, R_1 : External pattern $\{y_1\}$, internal pattern (y_0, x_0, \emptyset) .



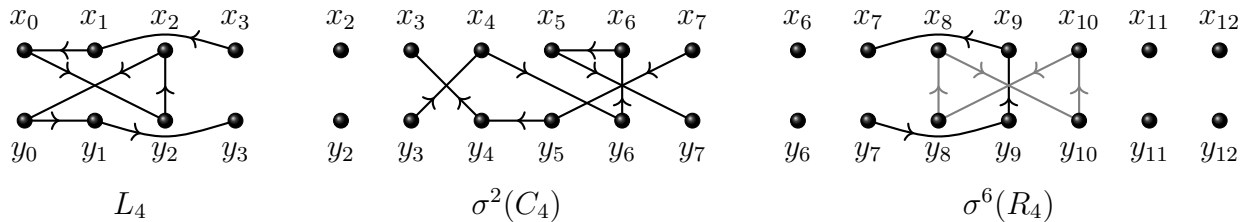
L_2, C_2, R_2 : External pattern $\{x_0, x_1, y_1\}$, internal pattern (y_0, x_1, \emptyset) .



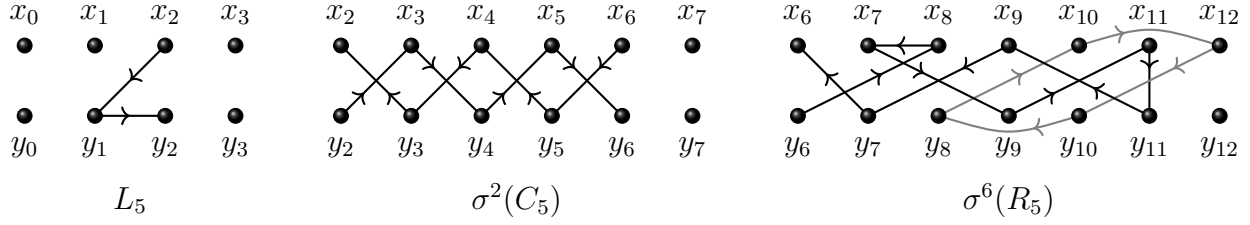
L_3, C_3, R_3 : External pattern $\{x_1, y_0, y_1\}$, internal pattern (x_1, y_0, \emptyset) .



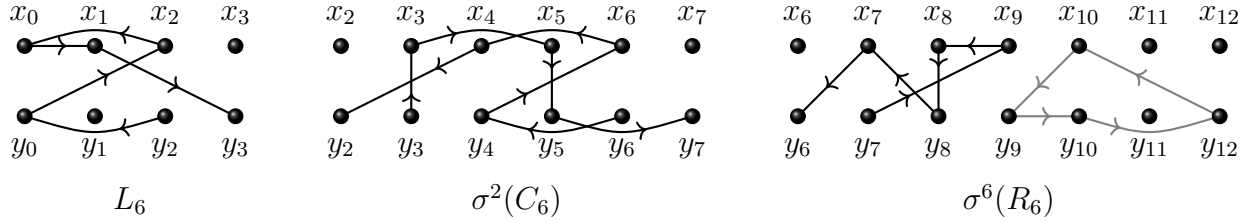
L_4, C_4, R_4 : External pattern $\{x_0, x_1, y_0, y_1\}$, internal pattern $(x_1, y_1, \{x_0, y_0\})$.



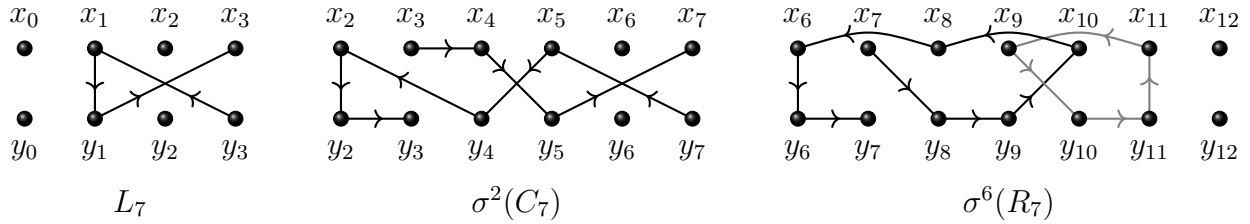
L_5, C_5, R_5 : External pattern $\{y_1\}$, internal pattern (x_0, y_0, \emptyset) .



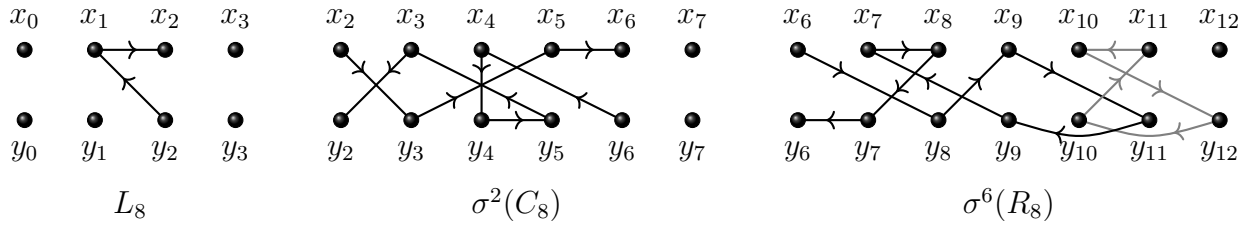
L_6, C_6, R_6 : External pattern $\{x_0, x_1, y_0\}$, internal pattern $(y_0, y_1, \{x_0\})$.



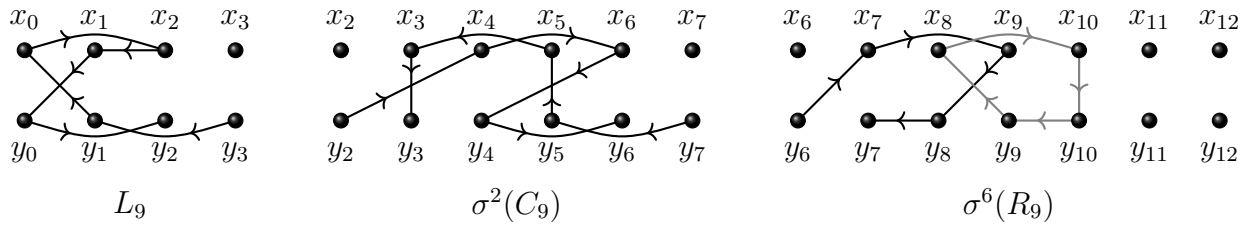
L_7, C_7, R_7 : External pattern $\{x_1, y_1\}$, internal pattern (y_1, x_1, \emptyset) .



L_8, C_8, R_8 : External pattern $\{x_1\}$, internal pattern (y_0, x_0, \emptyset) .



L_9, C_9, R_9 : External pattern $\{x_0, x_1, y_0, y_1\}$, internal pattern $(y_1, y_0, \{x_0\})$.



C Right caps for Lemma 4.19

In this appendix, we give the remaining right caps required for the proof of Lemma 4.19.

For $F = [2s, 2]$, we give an $(\mathcal{X}, s_0 - 1, 1, \{2\})$ -right cap in each case. This means that each R_i is the disjoint union of a directed cycle of length 2 and a directed path.

- $s_0 = 4$:

$$\begin{aligned}
 R_1 : & \langle x_0, y_1, x_3, y_3, x_1, x_2, y_0 \rangle, (y_2, x_4); & R_6 : & \langle y_1, x_2, x_1, y_0 \rangle, (y_2, y_4); \\
 R_2 : & \langle x_1, y_1, x_0, y_2, y_0 \rangle, (x_2, y_3); & R_7 : & \langle x_1, x_0, y_0, y_2, y_3, y_1 \rangle, (x_2, x_3); \\
 R_3 : & \langle y_0, y_1, y_2, x_3, x_1 \rangle, (x_0, x_2); & R_8 : & \langle x_0, x_1, y_3, x_3, y_2, y_1, y_0 \rangle, (x_2, y_4); \\
 R_4 : & \langle y_1, x_1 \rangle, (x_2, y_2); & R_9 : & \langle y_0, x_2, y_1 \rangle, (x_1, y_2). \\
 R_5 : & \langle y_0, x_1, x_3, y_1, y_3, y_2, x_0 \rangle, (x_2, x_4);
 \end{aligned}$$

- $s_0 = 5$:

$$\begin{aligned}
 R_1 : & \langle x_0, x_1, y_1, x_2, x_3, x_4, y_4, y_2, y_0 \rangle, (y_3, x_5); & R_6 : & \langle y_1, x_3, x_2, y_2, x_1, y_0 \rangle, (y_3, y_5); \\
 R_2 : & \langle x_1, x_0, y_1, y_3, y_2, x_2, y_0 \rangle, (x_3, y_4); & R_7 : & \langle x_1, x_3, y_2, x_4, x_2, x_0, y_0, y_1 \rangle, (y_3, y_4); \\
 R_3 : & \langle y_0, x_2, x_4, x_3, y_3, y_1, x_1 \rangle, (x_0, y_2); & R_8 : & \langle x_0, x_2, y_4, x_4, y_3, x_1, y_2, y_1, y_0 \rangle, (x_3, y_5); \\
 R_4 : & \langle y_1, y_2, x_3, x_1 \rangle, (x_2, y_3); & R_9 : & \langle y_0, y_2, y_3, x_3, y_1 \rangle, (x_1, x_2). \\
 R_5 : & \langle y_0, x_1, y_3, x_4, y_2, y_4, x_2, y_1, x_0 \rangle, (x_3, x_5);
 \end{aligned}$$

- $s_0 = 6$:

$$\begin{aligned}
 R_1 : & \langle x_0, x_1, y_1, x_2, x_3, y_3, x_4, x_6, y_4, y_2, y_0 \rangle, (x_5, y_5); \\
 R_2 : & \langle x_1, x_0, y_1, y_2, x_3, x_4, y_3, x_2, y_0 \rangle, (y_4, y_5); \\
 R_3 : & \langle y_0, y_1, x_0, y_2, x_2, y_3, x_5, x_3, x_1 \rangle, (x_4, y_4); \\
 R_4 : & \langle y_1, x_3, x_2, y_4, y_3, x_1 \rangle, (y_2, x_4); \\
 R_5 : & \langle y_0, y_2, y_4, x_6, x_4, x_5, y_3, y_1, x_1, x_2, x_0 \rangle, (x_3, y_5); \\
 R_6 : & \langle y_1, y_3, x_3, y_4, x_2, y_2, x_1, y_0 \rangle, (x_4, y_6); \\
 R_7 : & \langle x_1, y_3, y_5, x_4, x_3, y_2, x_0, y_0, x_2, y_1 \rangle, (y_4, x_5); \\
 R_8 : & \langle x_0, x_2, x_1, x_3, x_5, x_4, y_5, y_3, y_2, y_1, y_0 \rangle, (y_4, y_6); \\
 R_9 : & \langle y_0, x_1, y_2, y_3, y_4, x_3, y_1 \rangle, (x_2, x_4).
 \end{aligned}$$

- $s_0 = 7$:

$$\begin{aligned}
 R_1 : & \langle x_0, x_1, y_1, x_2, x_3, y_3, x_4, x_5, x_6, y_6, y_4, y_2, y_0 \rangle, (y_5, x_7); \\
 R_2 : & \langle x_1, x_0, y_1, y_2, x_3, x_4, y_3, x_5, y_4, x_2, y_0 \rangle, (y_5, y_6); \\
 R_3 : & \langle y_0, y_1, x_0, x_2, y_2, y_3, y_4, x_5, x_4, x_3, x_1 \rangle, (y_5, x_6); \\
 R_4 : & \langle y_1, x_3, y_2, y_4, x_4, x_2, y_3, x_1 \rangle, (x_5, y_5); \\
 R_5 : & \langle y_0, y_2, y_1, x_1, x_3, y_5, x_4, y_6, x_6, y_4, y_3, x_2, x_0 \rangle, (x_5, x_7); \\
 R_6 : & \langle y_1, y_3, y_2, x_4, y_5, y_4, x_3, x_2, x_1, y_0 \rangle, (x_5, y_7); \\
 R_7 : & \langle x_1, y_3, y_5, x_3, y_4, x_6, x_4, y_2, x_0, y_0, x_2, y_1 \rangle, (x_5, y_6); \\
 R_8 : & \langle x_0, y_2, x_1, x_2, y_4, y_6, x_4, x_6, x_5, y_3, x_3, y_1, y_0 \rangle, (y_5, y_7); \\
 R_9 : & \langle y_0, x_1, y_2, x_2, x_4, y_4, y_5, y_3, y_1 \rangle, (x_3, x_5).
 \end{aligned}$$

For $F = [2s, 2^2]$, we give an $(\mathcal{X}, s_0, 1, \{2, 2\})$ -right cap in each case.

- $s_0 = 4$:

$$\begin{aligned}
R_1 &: \langle x_0, x_1, y_1, x_2, x_4, y_2, y_0 \rangle, (x_3, y_4), (y_3, x_5); \\
R_2 &: \langle x_1, x_0, y_2, y_1, y_0 \rangle, (x_2, x_3), (y_3, y_4); \\
R_3 &: \langle y_0, y_2, x_4, y_3, x_1 \rangle, (x_0, x_2), (y_1, x_3); \\
R_4 &: \langle y_1, x_1 \rangle, (x_2, y_3), (y_2, x_3); \\
R_5 &: \langle y_0, x_1, x_2, y_2, y_3, y_1, x_0 \rangle, (x_3, x_5), (x_4, y_4); \\
R_6 &: \langle y_1, y_2, x_2, y_0 \rangle, (x_1, x_3), (y_3, y_5); \\
R_7 &: \langle x_1, y_3, y_2, x_0, y_0, y_1 \rangle, (x_2, y_4), (x_3, x_4); \\
R_8 &: \langle x_0, y_1, y_3, x_4, x_2, x_1, y_0 \rangle, (y_2, y_4), (x_3, y_5); \\
R_9 &: \langle y_0, x_2, y_1 \rangle, (x_1, y_2), (x_3, y_3).
\end{aligned}$$

- $s_0 = 5$:

$$\begin{aligned}
R_1 &: \langle x_0, x_2, y_3, y_5, x_4, x_6, y_4, y_2, y_0 \rangle, (x_1, y_1), (x_3, x_5); \\
R_2 &: \langle x_1, y_3, x_4, y_5, y_4, x_2, y_0 \rangle, (x_0, y_1), (y_2, x_3); \\
R_3 &: \langle y_0, y_1, x_2, x_0, y_2, y_3, x_1 \rangle, (x_3, x_4), (y_4, x_5); \\
R_4 &: \langle y_1, y_3, x_2, x_1 \rangle, (y_2, x_4), (x_3, y_4); \\
R_5 &: \langle y_0, x_2, y_4, x_6, x_4, y_3, y_1, y_2, x_0 \rangle, (x_1, x_3), (x_5, y_5); \\
R_6 &: \langle y_1, x_3, x_2, y_2, x_1, y_0 \rangle, (y_3, y_4), (x_4, y_6); \\
R_7 &: \langle x_1, x_0, y_0, y_2, y_4, y_5, x_3, y_1 \rangle, (x_2, x_4), (y_3, x_5); \\
R_8 &: \langle x_0, x_1, x_2, x_3, y_5, y_3, y_2, y_1, y_0 \rangle, (x_4, x_5), (y_4, y_6); \\
R_9 &: \langle y_0, x_1, y_2, x_2, y_1 \rangle, (x_3, y_3), (x_4, y_4).
\end{aligned}$$

- $s_0 = 6$:

$$\begin{aligned}
R_1 &: \langle x_0, x_2, x_4, x_5, x_7, y_5, x_6, y_6, y_4, y_2, y_0 \rangle, (x_1, y_1), (x_3, y_3); \\
R_2 &: \langle x_1, y_3, x_4, y_5, y_6, x_5, y_4, x_2, y_0 \rangle, (x_0, y_1), (y_2, x_3); \\
R_3 &: \langle y_0, x_2, y_4, x_5, x_4, x_6, y_5, x_3, x_1 \rangle, (x_0, y_2), (y_1, y_3); \\
R_4 &: \langle y_1, y_2, x_4, y_3, x_2, x_1 \rangle, (x_3, x_5), (y_4, y_5); \\
R_5 &: \langle y_0, y_1, x_3, x_4, y_6, y_5, x_7, x_5, y_3, x_1, x_0 \rangle, (x_2, y_2), (y_4, x_6); \\
R_6 &: \langle y_1, x_2, x_3, y_5, x_4, y_2, x_1, y_0 \rangle, (y_3, y_4), (x_5, y_7); \\
R_7 &: \langle x_1, x_2, x_0, y_0, y_2, y_4, y_6, x_4, x_3, y_1 \rangle, (y_3, y_5), (x_5, x_6); \\
R_8 &: \langle x_0, x_1, y_2, y_3, x_5, y_6, x_6, x_4, x_2, y_1, y_0 \rangle, (x_3, y_4), (y_5, y_7); \\
R_9 &: \langle y_0, x_1, x_3, x_2, y_3, y_2, y_1 \rangle, (x_4, y_4), (x_5, y_5).
\end{aligned}$$

- $s_0 = 7$:

$$\begin{aligned}
R_1 &: \langle x_0, x_2, x_4, x_5, y_5, x_7, y_7, x_6, x_8, y_6, y_4, y_2, y_0 \rangle, (x_1, y_1), (x_3, y_3); \\
R_2 &: \langle x_1, y_3, x_4, y_5, x_5, y_7, y_6, x_6, y_4, x_2, y_0 \rangle, (x_0, y_1), (y_2, x_3); \\
R_3 &: \langle y_0, x_2, y_4, x_4, y_6, x_5, x_7, x_6, y_5, y_3, x_1 \rangle, (x_0, y_2), (y_1, x_3); \\
R_4 &: \langle y_1, y_2, y_4, x_6, x_4, y_3, x_2, x_1 \rangle, (x_3, x_5), (y_5, y_6); \\
R_5 &: \langle y_0, y_1, y_3, y_4, y_6, x_8, x_6, x_7, x_5, x_4, x_3, x_2, x_0 \rangle, (x_1, y_2), (y_5, y_7); \\
R_6 &: \langle y_1, x_2, y_2, x_4, y_4, y_3, y_5, x_3, x_1, y_0 \rangle, (x_5, x_6), (y_6, y_8); \\
R_7 &: \langle x_1, x_0, y_0, y_2, x_2, x_3, x_4, x_6, y_7, x_5, y_3, y_1 \rangle, (y_4, y_5), (y_6, x_7); \\
R_8 &: \langle x_0, x_1, x_2, y_3, x_5, y_6, y_7, x_7, y_5, x_4, y_2, y_1, y_0 \rangle, (x_3, y_4), (x_6, y_8); \\
R_9 &: \langle y_0, x_1, x_3, y_5, x_6, y_6, x_4, x_2, y_1 \rangle, (y_2, y_3), (y_4, x_5).
\end{aligned}$$

Finally, for $F = [2s, 4]$, we give an $(\mathcal{X}, s_0, 1, \{4\})$ -right cap in each case. Note that in this case, R_i is comprised of the disjoint union of a directed cycle of length 4 and a directed path.

- $s_0 = 5$:

$$\begin{aligned} R_1 &: \langle x_0, x_1, y_1, x_2, x_3, x_5, y_3, y_2, y_0 \rangle, (x_4, y_5, y_4, x_6); \\ R_2 &: \langle x_1, x_0, y_1, y_2, y_4, x_2, y_0 \rangle, (x_3, y_3, y_5, x_4); \\ R_3 &: \langle y_0, y_2, x_0, x_2, y_3, y_1, x_1 \rangle, (x_3, x_4, x_5, y_4); \\ R_4 &: \langle y_1, y_3, x_3, x_1 \rangle, (x_2, y_4, x_4, y_2); \\ R_5 &: \langle y_0, x_2, x_1, y_3, x_5, y_5, x_3, y_1, x_0 \rangle, (y_2, x_4, x_6, y_4); \\ R_6 &: \langle y_1, x_3, x_2, y_2, x_1, y_0 \rangle, (y_3, y_4, y_6, x_4); \\ R_7 &: \langle x_1, y_2, y_3, x_4, x_2, x_0, y_0, y_1 \rangle, (x_3, y_4, y_5, x_5); \\ R_8 &: \langle x_0, y_2, x_3, y_5, y_3, x_1, x_2, y_1, y_0 \rangle, (x_4, y_6, y_4, x_5); \\ R_9 &: \langle y_0, x_1, x_3, y_2, y_1 \rangle, (x_2, x_4, y_4, y_3). \end{aligned}$$

- $s_0 = 6$:

$$\begin{aligned} R_1 &: \langle x_0, x_1, y_1, x_2, x_3, y_3, x_4, x_6, y_4, y_2, y_0 \rangle, (x_5, y_6, y_5, x_7); \\ R_2 &: \langle x_1, x_0, y_1, y_2, x_3, x_4, y_3, x_2, y_0 \rangle, (y_4, x_5, y_5, y_6); \\ R_3 &: \langle y_0, y_1, x_0, x_2, y_2, x_4, y_4, y_3, x_1 \rangle, (x_3, y_5, x_6, x_5); \\ R_4 &: \langle y_1, x_3, x_5, x_4, y_2, x_1 \rangle, (x_2, y_3, y_5, y_4); \\ R_5 &: \langle y_0, y_2, y_1, x_1, x_3, y_4, x_6, y_6, x_4, x_2, x_0 \rangle, (y_3, x_5, x_7, y_5); \\ R_6 &: \langle y_1, y_3, y_4, x_3, y_2, x_2, x_1, y_0 \rangle, (x_4, x_5, y_7, y_5); \\ R_7 &: \langle x_1, y_3, y_2, x_0, y_0, x_2, y_4, y_5, x_3, y_1 \rangle, (x_4, y_6, x_5, x_6); \\ R_8 &: \langle x_0, y_2, y_4, y_6, x_6, y_5, y_7, x_5, y_3, y_1, y_0 \rangle, (x_1, x_2, x_4, x_3); \\ R_9 &: \langle y_0, x_1, y_2, y_3, x_3, x_2, y_1 \rangle, (x_4, y_5, x_5, y_4). \end{aligned}$$

- $s_0 = 7$:

$$\begin{aligned} R_1 &: \langle x_0, x_1, y_1, x_2, x_3, y_3, x_4, x_5, x_7, y_5, y_4, y_2, y_0 \rangle, (x_6, y_7, y_6, x_8); \\ R_2 &: \langle x_1, x_0, y_1, y_2, x_3, x_4, y_3, x_5, y_4, x_2, y_0 \rangle, (y_5, x_6, y_6, y_7); \\ R_3 &: \langle y_0, y_1, x_0, x_2, y_3, y_4, x_5, y_5, x_3, y_2, x_1 \rangle, (x_4, x_6, x_7, y_6); \\ R_4 &: \langle y_1, y_3, y_2, x_2, x_4, y_4, x_3, x_1 \rangle, (x_5, x_6, y_5, y_6); \\ R_5 &: \langle y_0, y_2, y_1, x_1, y_3, y_5, x_7, y_7, x_5, x_4, x_3, x_2, x_0 \rangle, (y_4, x_6, x_8, y_6); \\ R_6 &: \langle y_1, x_3, y_4, y_5, x_4, y_2, y_3, x_2, x_1, y_0 \rangle, (x_5, y_6, y_8, x_6); \\ R_7 &: \langle x_1, x_3, x_5, y_7, x_7, x_6, y_4, x_4, y_6, y_5, y_3, y_1 \rangle, (x_0, y_0, x_2, y_2); \\ R_8 &: \langle x_0, y_2, x_4, y_5, y_7, x_6, y_8, y_6, x_7, x_5, x_3, y_1, y_0 \rangle, (x_1, x_2, y_4, y_3); \\ R_9 &: \langle y_0, x_1, y_2, y_4, y_6, x_6, x_4, x_2, y_1 \rangle, (x_3, y_5, x_5, y_3). \end{aligned}$$

- $s_0 = 8$:

$$\begin{aligned} R_1 &: \langle x_0, x_1, y_1, x_2, x_3, y_3, x_4, x_5, y_5, x_6, x_8, y_6, y_4, y_2, y_0 \rangle, (x_7, y_8, y_7, x_9); \\ R_2 &: \langle x_1, x_0, y_1, y_2, x_3, x_4, y_3, x_5, x_6, y_5, y_4, x_2, y_0 \rangle, (y_6, x_7, y_7, y_8); \\ R_3 &: \langle y_0, y_1, x_0, x_2, y_2, y_3, y_4, x_4, x_6, y_6, x_5, x_3, x_1 \rangle, (y_5, x_7, x_8, y_7); \\ R_4 &: \langle y_1, x_3, y_4, x_5, y_6, x_4, x_2, y_3, y_2, x_1 \rangle, (y_5, y_7, x_6, x_7); \\ R_5 &: \langle y_0, x_2, y_4, y_5, y_6, y_8, x_7, x_9, y_7, x_8, x_6, x_5, x_4, y_2, x_0 \rangle, (x_1, y_3, x_3, y_1); \\ R_6 &: \langle y_1, y_3, y_5, x_5, y_4, x_6, x_4, x_3, y_2, x_2, x_1, y_0 \rangle, (y_6, y_7, y_9, x_7); \\ R_7 &: \langle x_1, x_3, x_5, y_7, y_6, y_5, x_4, y_4, y_3, x_2, x_0, y_0, y_2, y_1 \rangle, (x_6, y_8, x_8, x_7); \\ R_8 &: \langle x_0, y_2, x_4, y_6, x_8, y_8, x_6, y_4, x_3, y_5, y_3, x_1, x_2, y_1, y_0 \rangle, (x_5, x_7, y_9, y_7); \\ R_9 &: \langle y_0, x_1, y_2, y_4, y_6, x_6, y_7, x_7, x_5, y_3, y_1 \rangle, (x_2, x_4, y_5, x_3). \end{aligned}$$

D Admissible decompositions of J_{2m}^* with small cycle lengths

We give the directed cycles an admissible F -decomposition of J_{2m}^* for each

$$F \in \{[2, 4], [2, 6], [2^2, 4], [2^2, 6], [2^2, 4^2], [2^3], [2^3, 4], [4^2], [4^3], [4, 6], [4, 8], [6]\}.$$

These decompositions prove Lemma 4.20.

$$F = [2, 4]$$

$$\begin{aligned} F_1 &= \{(y_1, x_3), (x_2, y_3, y_2, x_4)\} & F_6 &= \{(x_2, y_4), (x_0, x_1, y_0, y_2)\} \\ F_2 &= \{(x_0, y_1), (x_1, x_2, y_2, y_3)\} & F_7 &= \{(y_1, x_2), (x_1, y_3, x_3, y_2)\} \\ F_3 &= \{(y_0, y_1), (x_1, y_2, x_2, x_3)\} & F_8 &= \{(y_2, y_4), (x_1, x_3, y_3, x_2)\} \\ F_4 &= \{(x_0, x_2), (y_0, x_1, y_1, y_2)\} & F_9 &= \{(y_0, x_2), (x_0, y_2, y_1, x_1)\} \\ F_5 &= \{(y_1, y_3), (x_2, x_4, y_2, x_3)\} \end{aligned}$$

$$F = [2, 6]$$

$$\begin{aligned} F_1 &= \{(y_1, x_2), (y_2, x_3, x_5, y_3, x_4, y_4)\} & F_6 &= \{(x_3, y_5), (x_0, x_2, y_0, x_1, y_3, y_2)\} \\ F_2 &= \{(x_0, x_1), (y_1, y_2, x_2, x_3, y_4, y_3)\} & F_7 &= \{(x_1, y_1), (x_2, y_3, y_4, x_3, y_2, x_4)\} \\ F_3 &= \{(y_1, x_3), (y_0, x_2, x_4, y_3, x_1, y_2)\} & F_8 &= \{(y_3, y_5), (x_1, x_2, y_2, y_4, x_4, x_3)\} \\ F_4 &= \{(x_0, y_1), (y_0, y_2, y_3, x_3, x_2, x_1)\} & F_9 &= \{(y_0, y_1), (x_0, y_2, x_1, x_3, y_3, x_2)\} \\ F_5 &= \{(x_2, y_4), (y_1, y_3, x_5, x_3, x_4, y_2)\} \end{aligned}$$

$$F = [2^2, 4]$$

$$\begin{aligned} F_1 &= \{(y_3, x_5), (x_4, y_4), (y_1, x_2, y_2, x_3)\} & F_6 &= \{(x_1, y_3), (x_3, y_5), (x_0, x_2, y_0, y_2)\} \\ F_2 &= \{(x_2, y_3), (x_3, y_4), (x_0, x_1, y_2, y_1)\} & F_7 &= \{(y_1, y_3), (y_2, y_4), (x_1, x_2, x_4, x_3)\} \\ F_3 &= \{(x_1, y_1), (y_3, x_4), (y_0, x_2, x_3, y_2)\} & F_8 &= \{(x_2, y_4), (y_3, y_5), (x_1, x_3, x_4, y_2)\} \\ F_4 &= \{(y_0, x_1), (y_2, y_3), (x_0, y_1, x_3, x_2)\} & F_9 &= \{(y_0, y_1), (x_3, y_3), (x_0, y_2, x_2, x_1)\} \\ F_5 &= \{(x_3, x_5), (y_3, y_4), (y_1, y_2, x_4, x_2)\} \end{aligned}$$

$$F = [2^2, 6]$$

$$\begin{aligned} F_1 &= \{(y_1, x_2), (y_2, x_3), (y_3, x_4, x_6, y_4, x_5, y_5)\} & F_6 &= \{(x_0, x_2), (y_4, y_6), (y_0, x_1, y_3, x_3, x_4, y_2)\} \\ F_2 &= \{(x_0, x_1), (y_1, y_2), (x_2, x_3, y_3, y_4, y_5, x_4)\} & F_7 &= \{(x_1, y_1), (x_2, y_4), (y_2, x_4, y_5, x_3, x_5, y_3)\} \\ F_3 &= \{(y_0, y_1), (x_1, x_2), (y_2, y_3, x_5, x_4, x_3, y_4)\} & F_8 &= \{(x_1, y_2), (x_4, y_6), (x_2, y_3, y_5, x_5, y_4, x_3)\} \\ F_4 &= \{(x_0, y_1), (x_1, x_3), (y_0, y_2, y_4, x_4, y_3, x_2)\} & F_9 &= \{(x_0, y_2), (y_1, x_3), (y_0, x_2, x_4, y_4, y_3, x_1)\} \\ F_5 &= \{(y_1, y_3), (x_2, y_2), (x_3, y_5, y_4, x_6, x_4, x_5)\} \end{aligned}$$

$$F = [2^2, 4^2]$$

$$\begin{aligned} F_1 &= \{(y_1, x_2), (y_2, x_3), (y_3, x_4, x_6, y_4), (x_5, y_6, y_5, x_7)\} \\ F_2 &= \{(x_0, x_1), (y_1, y_2), (x_2, x_3, y_3, y_4), (x_4, x_5, y_5, y_6)\} \\ F_3 &= \{(y_0, x_1), (y_1, x_3), (x_2, x_4, y_3, y_2), (y_4, x_6, y_5, x_5)\} \\ F_4 &= \{(x_1, x_2), (x_3, y_4), (x_0, y_1, y_0, y_2), (y_3, x_5, x_4, y_5)\} \\ F_5 &= \{(y_1, y_3), (y_4, y_6), (x_2, y_2, x_4, x_3), (x_5, x_7, y_5, x_6)\} \\ F_6 &= \{(x_1, x_3), (x_4, y_4), (x_0, y_2, y_0, x_2), (y_3, y_5, y_7, x_5)\} \\ F_7 &= \{(x_1, y_1), (x_3, y_5), (x_2, y_4, y_2, y_3), (x_4, y_6, x_5, x_6)\} \\ F_8 &= \{(x_1, y_2), (x_6, y_6), (x_2, y_3, x_3, x_4), (y_4, x_5, y_7, y_5)\} \\ F_9 &= \{(x_1, y_3), (x_3, x_5), (x_0, x_2, y_0, y_1), (y_2, y_4, y_5, x_4)\} \end{aligned}$$

$$F = [2^3]$$

$$\begin{aligned} F_1 &= \{(y_1, x_2), (y_2, x_4), (x_3, y_3)\} & F_6 &= \{(x_0, x_1), (y_0, y_2), (x_2, y_4)\} \\ F_2 &= \{(x_0, y_1), (x_1, x_2), (y_2, y_3)\} & F_7 &= \{(x_1, y_3), (y_1, x_3), (x_2, y_2)\} \\ F_3 &= \{(y_0, x_1), (y_1, y_2), (x_2, x_3)\} & F_8 &= \{(x_1, x_3), (x_2, y_3), (y_2, y_4)\} \\ F_4 &= \{(x_0, x_2), (y_0, y_1), (x_1, y_2)\} & F_9 &= \{(x_0, y_2), (y_0, x_2), (x_1, y_1)\} \\ F_5 &= \{(y_1, y_3), (x_2, x_4), (y_2, x_3)\} \end{aligned}$$

$$F = [2^3, 4]$$

$$\begin{aligned} F_1 &= \{(y_1, x_2), (y_2, x_3), (y_3, x_5), (x_4, y_5, y_4, x_6)\} & F_6 &= \{(x_0, x_2), (y_0, y_2), (x_4, y_6), (x_1, y_3, y_4, x_3)\} \\ F_2 &= \{(x_0, x_1), (y_1, y_2), (x_2, x_3), (y_3, x_4, y_4, y_5)\} & F_7 &= \{(x_1, y_1), (x_2, y_4), (x_3, x_5), (y_2, y_3, y_5, x_4)\} \\ F_3 &= \{(y_0, x_1), (y_1, x_3), (x_2, y_3), (y_2, x_4, x_5, y_4)\} & F_8 &= \{(x_2, x_4), (y_4, y_6), (x_5, y_5), (x_1, x_3, y_3, y_2)\} \\ F_4 &= \{(x_0, y_1), (y_0, x_2), (x_3, x_4), (x_1, y_2, y_4, y_3)\} & F_9 &= \{(x_0, y_2), (y_0, y_1), (x_1, x_2), (x_3, y_4, x_4, y_3)\} \\ F_5 &= \{(y_1, y_3), (x_2, y_2), (x_3, y_5), (x_4, x_6, y_4, x_5)\} \end{aligned}$$

$$F = [4^2]$$

$$\begin{aligned} F_1 &= \{(y_1, x_2, x_4, y_2), (x_3, y_4, y_3, x_5)\} & F_6 &= \{(x_0, x_2, y_0, y_2), (x_1, x_3, y_5, y_3)\} \\ F_2 &= \{(x_0, y_2, x_2, x_1), (y_1, y_3, y_4, x_3)\} & F_7 &= \{(x_1, y_3, x_2, y_1), (y_2, y_4, x_4, x_3)\} \\ F_3 &= \{(y_0, x_1, y_1, y_2), (x_2, x_3, y_3, x_4)\} & F_8 &= \{(x_1, x_2, y_4, y_2), (x_3, x_4, y_3, y_5)\} \\ F_4 &= \{(x_0, x_1, y_0, y_1), (x_2, y_3, y_2, x_3)\} & F_9 &= \{(x_0, y_1, y_0, x_2), (x_1, y_2, y_3, x_3)\} \\ F_5 &= \{(y_1, x_3, x_5, y_3), (x_2, y_2, x_4, y_4)\} \end{aligned}$$

$$F = [4^3]$$

$$\begin{aligned} F_1 &= \{(y_1, x_2, y_2, x_3), (y_3, x_4, x_6, y_4), (x_5, y_6, y_5, x_7)\} \\ F_2 &= \{(x_0, x_1, y_2, y_1), (x_2, y_3, y_4, x_4), (x_3, y_5, y_6, x_5)\} \\ F_3 &= \{(y_0, y_1, y_3, x_1), (x_2, x_3, x_4, y_2), (y_4, x_6, x_5, y_5)\} \\ F_4 &= \{(x_0, y_1, y_0, y_2), (x_1, x_2, y_4, x_3), (y_3, y_5, x_5, x_4)\} \\ F_5 &= \{(y_1, y_2, y_3, x_2), (x_3, x_5, x_7, y_5), (x_4, y_4, y_6, x_6)\} \\ F_6 &= \{(x_0, x_2, y_0, x_1), (y_2, x_4, x_3, y_4), (y_3, x_5, y_7, y_5)\} \\ F_7 &= \{(x_1, y_1, x_3, x_2), (y_2, y_4, x_5, y_3), (x_4, y_5, x_6, y_6)\} \\ F_8 &= \{(x_1, y_3, x_3, y_2), (x_2, x_4, y_6, y_4), (x_5, x_6, y_5, y_7)\} \\ F_9 &= \{(x_0, y_2, y_0, x_2), (x_1, x_3, y_3, y_1), (x_4, x_5, y_4, y_5)\} \end{aligned}$$

$$F = [4, 6]$$

$$\begin{aligned} F_1 &= \{(y_1, x_2, y_2, x_3), (y_3, x_4, x_6, y_4, x_5, y_5)\} & F_6 &= \{(x_0, x_2, y_0, x_1), (y_2, y_3, x_3, y_4, y_6, x_4)\} \\ F_2 &= \{(x_0, x_1, y_1, y_2), (x_2, x_3, y_3, y_4, y_5, x_4)\} & F_7 &= \{(x_3, y_5, x_5, x_4), (x_1, x_2, y_4, y_3, y_2, y_1)\} \\ F_3 &= \{(y_0, x_2, y_3, y_1), (x_1, x_3, x_4, x_5, y_4, y_2)\} & F_8 &= \{(x_3, x_5, y_3, y_5), (x_1, y_2, x_4, y_6, y_4, x_2)\} \\ F_4 &= \{(x_0, y_1, x_3, x_2), (y_0, y_2, y_4, x_4, y_3, x_1)\} & F_9 &= \{(x_0, y_2, y_0, y_1), (x_1, y_3, x_2, x_4, y_4, x_3)\} \\ F_5 &= \{(x_4, y_5, y_4, x_6), (y_1, y_3, x_5, x_3, y_2, x_2)\} \end{aligned}$$

$$F = [4, 8]$$

$$\begin{aligned} F_1 &= \{(y_1, x_2, y_2, x_3), (y_3, x_4, y_4, x_6, y_6, x_5, x_7, y_5)\} \\ F_2 &= \{(x_0, x_1, y_1, y_2), (x_2, x_3, y_3, y_4, x_5, y_5, y_6, x_4)\} \\ F_3 &= \{(y_0, x_1, x_2, y_1), (y_2, y_3, x_5, x_4, x_6, y_5, y_4, x_3)\} \\ F_4 &= \{(x_0, x_2, y_0, y_1), (x_1, x_3, y_5, x_4, x_5, y_4, y_3, y_2)\} \\ F_5 &= \{(y_1, x_3, x_2, y_3), (y_2, y_4, y_6, y_5, x_7, x_5, x_6, x_4)\} \\ F_6 &= \{(y_3, y_5, y_7, x_5), (x_0, y_2, y_0, x_2, y_4, x_4, x_3, x_1)\} \\ F_7 &= \{(x_1, y_2, y_1, y_3), (x_2, x_4, y_5, x_3, x_5, y_6, x_6, y_4)\} \\ F_8 &= \{(x_5, y_7, y_5, x_6), (x_1, y_3, x_3, x_4, y_6, y_4, y_2, x_2)\} \\ F_9 &= \{(x_3, y_4, y_5, x_5), (x_0, y_1, x_1, y_0, y_2, x_4, y_3, x_2)\} \end{aligned}$$

$$F = [6]$$

$$\begin{aligned} F_1 &= \{(y_1, x_2, x_4, y_2, x_3, y_3)\} & F_4 &= \{(x_0, y_1, y_0, y_2, x_1, x_2)\} & F_7 &= \{(x_1, x_3, y_1, y_2, y_3, x_2)\} \\ F_2 &= \{(x_0, x_2, y_3, x_1, y_2, y_1)\} & F_5 &= \{(y_1, y_3, x_3, y_2, x_4, x_2)\} & F_8 &= \{(x_1, y_3, y_2, y_4, x_2, x_3)\} \\ F_3 &= \{(y_0, x_1, y_1, x_3, x_2, y_2)\} & F_6 &= \{(x_0, x_1, y_0, x_2, y_4, y_2)\} & F_9 &= \{(x_0, y_2, x_2, y_0, y_1, x_1)\} \end{aligned}$$