

Archetypes and gender in fiction: A data-driven mapping of gender stereotypes in stories

Calla Glavin Beauregard,^{1,*} Julia Witte Zimmerman,¹ Ashley M. A. Fehr,¹
Timothy R. Tangherlini,² Christopher M. Danforth,^{1,3} and Peter Sheridan Dodds^{1,4,5,†}

¹*Computational Story Lab, Vermont Complex Systems Institute,
MassMutual Center of Excellence in Complex Systems and Data Science,
University of Vermont, Burlington, VT 05405, USA.*

²*Department of Scandinavian, Folklore Program, School of Information,
Berkeley Institute for Data Science, University of California, Berkeley, Berkeley, CA 94720-1500, USA*

³*Department of Mathematics & Statistics, University of Vermont, Burlington, VT 05405, USA.*

⁴*Department of Computer Science, University of Vermont, Burlington, VT 05405, USA.*

⁵*Santa Fe Institute, 1399 Hyde Park Rd, Santa Fe, NM 87501, USA*

(Dated: February 20, 2026)

Fictional character representations reflect social norms and biases. Women are relatively underrepresented in television and film, irrespective of genre. In addition, women are frequently stereotyped in these media. The combination of this stereotyping and the gender imbalance may have an impact on child development given the well-established connection between media and child development as well as on other aspects of society and culture. Here, we draw on a data-driven operationalization of archetypes—archetypometrics—to explore the characterization of canonically male and female characters. We find that canonically female characters tend towards more heroic and more adventurous archetypes than canonically male characters from an overall space of six core archetypes. At the trait level, the most heroic female characters are more masculine than other female characters. We also find that female characters tend towards the Diva and Sophisticate archetypes, whereas male characters tend toward the Brute and Outcast archetypes. Across all six archetypes, overarching patterns by gender sustain traditional stereotypes. We discuss the societal implications of skewed archetype representation by character gender.

I. INTRODUCTION

In this paper, we explore the relationship between archetypes, canonical gender, and the trait of {masculine/↔feminine/} for fictional characters in literature, film, and movies. We build directly on our previous work [1] where we analyzed over 72M fan-sourced ratings for 2,000 characters in 341 stories across 464 semantic differential traits, drawing on the Open-Source Psychometrics Project [2]. We determined that the 464 dimensional space reduced to a six-dimensional orthogonal space of archetypes [1].¹ The six archetype pairs break down into three primary and three secondary archetypes. In Table I, we list the six pairs along with complex semantic differentials to help anchor the reader’s understanding, and also record the variance explained by each pair.

Through archetypes, we can explore how the representation of fictional characters reflect or refract

social norms, values, and beliefs. Studies of media representation by gender are rich and varied, often exploring representation across modalities, genres, places, and time spans [5–9]. Many such studies consist of comparing the proportions of women versus men in media or offering critical analysis of explicit and implicit stereotyping of female characters [5]. Since the advent of cinema as an art form (including Television), the number of women characters has increased, albeit not always linearly, with setbacks and reversals. Yet in 2024, for the first time, the proportion of films with women as the leading actor exceeded the proportion of women in the US census [6]. This phenomenon was not mirrored in broadcast and streaming television, with only 45 percent of shows featuring a female protagonist in 2023–2024 [7]. These patterns persist in comparisons across genre, albeit with different magnitudes. In a study of all 2023 family movies rated G, PG, and PG-13 with a budget of over \$10 million US dollars (82 movies total), 35 percent of leads were female, representing a decrease from 48 percent of all such films released in 2019 [8]. Similarly, from 2009–2018, in the 211 major science fiction films with wide releases (1,000+ theaters) only 29 (14 percent) had a female solo lead and 66 (31 percent) had a female co-lead [10].

Compounding the relative lack of major female roles on-screen is the problematic nature of how women are depicted. Numerous studies have examined the extent to which prevalent gender representations sexualize and

* calla.beauregard@uvm.edu

† peter.dodds@uvm.edu

¹ The concept of archetype was originated by Jung [3], but can be traced back to the early work of the Greek philosopher Theophrastus [4]. Per Ref. [1], our operationalization of archetypes quantitatively captures recurrent character types across many narrative theories,

Primary essential dimensions:

#. Primary archetype pair \sim differentials	% Var. Expl.
1. { Fool \leftrightarrow Hero }	24.4%
\sim {weak/incompetent/lazy/stupid \leftrightarrow powerful/capable/purposeful/intelligent}	
2. { Angel \leftrightarrow Demon }	20.4%
\sim {safe/pure/virtuous/humble \leftrightarrow dangerous/depraved/corrupt/arrogant}	
3. { Traditionalist \leftrightarrow Adventurer }	14.6%
\sim {serious/predictable/humorless/uncreative \leftrightarrow playful/unpredictable/funny/creative}	

Secondary essential dimensions:

#. Primary archetype pair \sim differentials	% Var. Expl.
4. { Lone Wolf \leftrightarrow Diva }	6.2%
\sim {rugged/stoic/independent/blunt \leftrightarrow refined/dramatic/dependent/sensitive}	
5. { Outcast \leftrightarrow Sophisticate }	5.1%
\sim {unlucky/unsophisticated/traumatized \leftrightarrow fortunate/sophisticated/confident}	
6. { Brute \leftrightarrow Geek }	3.8%
\sim {physical/mainstream/simple-minded \leftrightarrow intellectual/weird/complex}	

Table I: Primary and secondary archetype pairs listed with the semantic differential trait pairings that best capture the variance between different archetypes. Semantic differential trait pairs displayed from negative to positive values from left to right. Negative or positive values for traits denote directionality in each pairing; magnitude denotes strength of that specific trait.

objectify women, promote stereotyped gender norms, and/or endorse sexist beliefs [11–15]. Negative portrayals of women do not arise spontaneously, nor can they be attributed solely to their authors: they often reflect negative beliefs embedded in society.² Negative beliefs about women percolate through varied contexts, leading to widespread, yet sometimes subtle, disparities. In leadership studies, for example, men and women often rate female leaders as demonstrating significantly less agency than male leaders [14, 15]. Furthermore, in a recent study of public opinion polls from 40 countries regarding men and women, the majority of respondents from all countries rated men as more agentic than women, and women as more communal than men [17]. These observations make examining individual traits across many fictional characters (as in our dataset) a powerful tool for surfacing implicit biases.

Media representations influence beliefs, norms, and other social phenomena far beyond the realm of gender. Fictional stories which children and young adults

identify as personally salient can impact identity formation [18]. Dill-Shackleford *et al.* [19] propose a “dual empathy” pathway wherein viewers process feelings and thoughts alongside fictional characters. Transportation theory extends narrative theory and posits that people who experience greater narrative transportation in response to fictional and non-fictional media are more likely to change their behaviors and beliefs and identify fewer factual inconsistencies in that media [18]. A small meta-analysis of three studies demonstrates that more frequent television viewing by children correlates with expression of more stereotypes [20]. The genre and quality of the stories further mediates this effect. For example, a 2014 study of 132 mothers demonstrated a correlation between more frequent viewing of superhero movies by their pre-schoolers and male-stereotyped structured play (e.g., fighting and miming weapon usage) [21].

Here, gender expression³ may relate to character’s outward physical characteristics like speech, mannerisms, manner of dress [24], and style, or their outward hobbies, interests, and activities [25]. Gender

² A 2024 nationwide survey of the United States (US) reported that only 58% of Americans believe women are treated with dignity and respect in the US, the lowest among similar countries per the OECD index. Disconcertingly, there is a significant gender gap in response to this particular question in the Gallup survey, with 49 percent of women and 68 percent of men believing women are treated with dignity and respect. Across other nations, the portion of people espousing this belief ranges from 21 percent (Turkey, officially the Republic of Türkiye) to 93 percent (Norway) [16].

³ We recognize that a binary conception of gender is not a true representation of the diverse spectrum of gender identities [22, 23], and is a limitation of our work. We focus on male and female classification, based on data availability of gender in film. We exclude 2 non-binary characters due to sample size limitations, and we refer to classification by gender as the character’s “canonical gender”, described in “Methods”.

expression may also reflect how a character relates with other people in their friendships, romantic relationships [26] or broader roles in society such as their career [27].

II. METHODS

We start with data collected from the Open Psychometrics survey ‘Statistical “Which Character” Personality Quiz’ which comprised the measurement of 464 traits across 2,000 characters, with over 72M ratings total [2]. Table II describes this dataset. Each survey tests for each character a sample of differential ratings on semantic pairs like {emotional/↔logical/} and {wild/↔tame/}. In our previous work [1], we identified three primary archetypes or **essential dimensions** through dimensionality reduction via singular vector decomposition: {Fool/↔Hero/}, {Angel/↔Demon/}, and {Traditionalist/↔Adventurer/}. In order, these primary archetypes describe the most variance in the essential directions in character and trait space, across characters and their associated trait ratings. We also identified three secondary archetypes: {Lone Wolf/↔Diva/}, {Outcast/↔Sophisticate/}, and {Brute/↔Geek/}.

For the present analysis, we label each character by gender based on each character’s canonical gender; that is, the gender of the character reflected in pronoun usage across Wikipedia [28], Fandom [29], and IMDB [30]. We are able to categorize 1,999 out of 2,000 characters based on a binary conception of gender. Our labeled dataset includes 782 canonically female characters and 1,217 canonically male characters. The Alien/ (Alien/) is the sole canonically genderless character.

We then examine the distribution of each primary and secondary archetype by gender. Next, we compare the distribution of each primary and secondary archetype to the {masculine/↔feminine/} trait pair. In our original work, this specific trait ranked 7th in importance of 434 traits in describing variance among characters. We specifically explore the 25th, 50th, and 75th percentiles of the median {masculine/↔feminine/} trait score across each archetype by gender. We use a moving window of $n = 100$ characters to calculate these three percentiles.

III. RESULTS

The distributions of archetypes by gender vary. In Figure 1, we demonstrate using the Kolmogorov-Smirnov test that all distributions between male and female characters by primary and secondary archetypes are statistically significantly different [31] with $p < 0.01$.

A. Primary archetypes and canonical gender

In Figure 1A, both canonically male and female characters tend towards Hero/, with female characters (2.09) exceeding male characters (1.41) in their median Hero/ value. In Figure 1B, canonically male characters trend slightly towards Demon/ whereas female characters trend towards Angel/. In Figure 1C, both canonically male and female characters trend towards Adventurer/, with female characters (0.64) exceeding male characters (0.25) in their median Adventurer/ value.

B. Secondary archetypes and canonical gender

In Figure 1D, both canonically male and female characters tend towards Diva/; however, female characters (0.59) exceed male characters (0.15) in their median Diva/ value. In Figure 1E, both canonically male and female characters tend towards Outcast/; however, male characters tend towards Outcast/ more strongly (as a negatively weighted archetype, the male median score of -0.66 exceeds the female median score of -0.11). In Figure 1F, canonically female characters tend slightly towards the Geek/ archetype (0.02), whereas male characters tend towards the Brute/ archetype (-0.23).

C. Archetypes and the {masculine/↔feminine/} trait

Across archetype space, the {masculine/↔feminine/} trait ranks as the 7th largest trait describing variance in each character’s archetype. Figures 2 and 3 show ‘trait cards’ which display the normalized archetype components of the {masculine/↔feminine/} and {feminine/↔masculine/} traits, respectively. These figures are reflections of one another; colloquially, they depict two sides of the same coin. For example, the

Overall numbers				Ratings per trait		Ratings per character	
Stories	Traits	Characters	Total ratings	Average	Range	Average	Range
341	464	2000	72,099,735	155,387.4	25,427–458,342	36,049.9	3,870–300,067

Table II: Summary of characters, stories, ratings, and traits. Data from the Open Source Psychometrics Project [2].

masculine trait is most similar to the macho trait in the {macho/⇔metrosexual/}, whereas the feminine trait is most similar to the metrosexual trait in the same pair. The masculine trait aligns with Hero/, Demon/, Traditionalist/, Lone Wolf/, Outcast/, and Brute/ archetypes. The feminine trait aligns with the Fool/, Angel/, Adventurer/, Diva/, Sophisticate/, and Geek/ archetypes. Importantly, trait and archetype alignment within canonical gender groups does not necessarily reflect individual trait scores and archetype alignment (discussed in following section).

The top three most masculine characters are John Dutton/ from the Western television series *Yellowstone*/, T-800/ from the sci-fi/horror movie *Terminator 2: Judgement Day*/, and Rollo Sigurdsson/ from the historical drama *Vikings*/. The top three most feminine characters are Misa Amane/ from the anime series *Death Note*/, Rarity/ from *My Little Pony: Friendship Is Magic*/ animate series, and Emma Pillsbury/ from the comedy drama *Glee*/. Interestingly, a character can rate most highly among all characters on a trait without that specific trait comprising the largest portion of that individual character; for example, John Dutton/ rates highest on the {feminine/⇔masculine/} trait in the direction of masculinity, but the trait on which survey respondents rank him at the top is {queer/⇒straight/}.

D. Primary archetypes, canonical gender, and the {masculine/⇔feminine/} trait

Next, we explore the connections between archetypes and the {masculine/⇔feminine/} trait. We first show how ratings of canonically male and female characters are distributed for the {masculine/⇔feminine/} trait, shown in Figure 4. Not surprisingly, the median trait score for canonically female characters falls firmly within the feminine direction, whereas the median for canonically male characters is in the masculine direction.

In Figure 5A, we observe a positive relationship between the {Fool/⇔Hero/} differential and the masculine trait scores for canonically male characters, with exemplar characters like Jean-Luc Picard/ from the sci-fi television series *Star Trek: The Next Generation*/ and William Adama/ from *Battlestar Galactica*/.

In Figure 5B, we similarly observe a positive

relationship between the {Angel/⇔Demon/} differential and the masculine trait scores for canonically male characters, for example, *Toy Story*’s Sid Phillips/.

In Figure 5C, we observe an equivocal relationship between the {Traditionalist/⇔Adventurer/} archetype pair and the {masculine/⇔feminine/} trait.

For canonically female characters, we observe many of the same patterns in Figure 5D–F. In Figure 5D, we note a positive relationship between the {Fool/⇔Hero/} archetype pair and the masculine trait scores for canonically female characters, with female heroes like Violet Baudelaire/ from *A Series of Unfortunate Events*/ and Hermione Granger/ from *Harry Potter*/.

Similarly, in Figure 5E, we observe a positive relationship between the {Angel/⇔Demon/} pair and the masculine trait scores for canonically female characters, like Mean Girls’/ Queen Bee bully Regina George/.

In Figure 5F, we observe a slightly different relationship between canonically male and female characters and their {masculine/⇔feminine/} trait scores for the {Traditionalist/⇔Adventurer/} pair; canonically female characters trend slightly more feminine in the direction of the Adventurer/ archetype (like social media guru and entrepreneur Keeley Jones/ in *Ted Lasso*/).

For the two leading primary archetypes, both male and female characters who skew towards the Hero/ archetype or the Demon/ archetype also rate more highly on the masculine trait. For the third primary archetype pair, {Traditionalist/⇔Adventurer/}, there is a slight positive relationship between femininity and the Adventurer/ archetype for male characters, and a stronger positive relationship between femininity and the Adventurer/ archetype for female characters.

Our supplement contain further primary archetype ousioograms by canonical gender in Supplementary Figures S1, S2, S3, S7, S8, and S9, with each distribution’s convex hull annotated with character names and series.

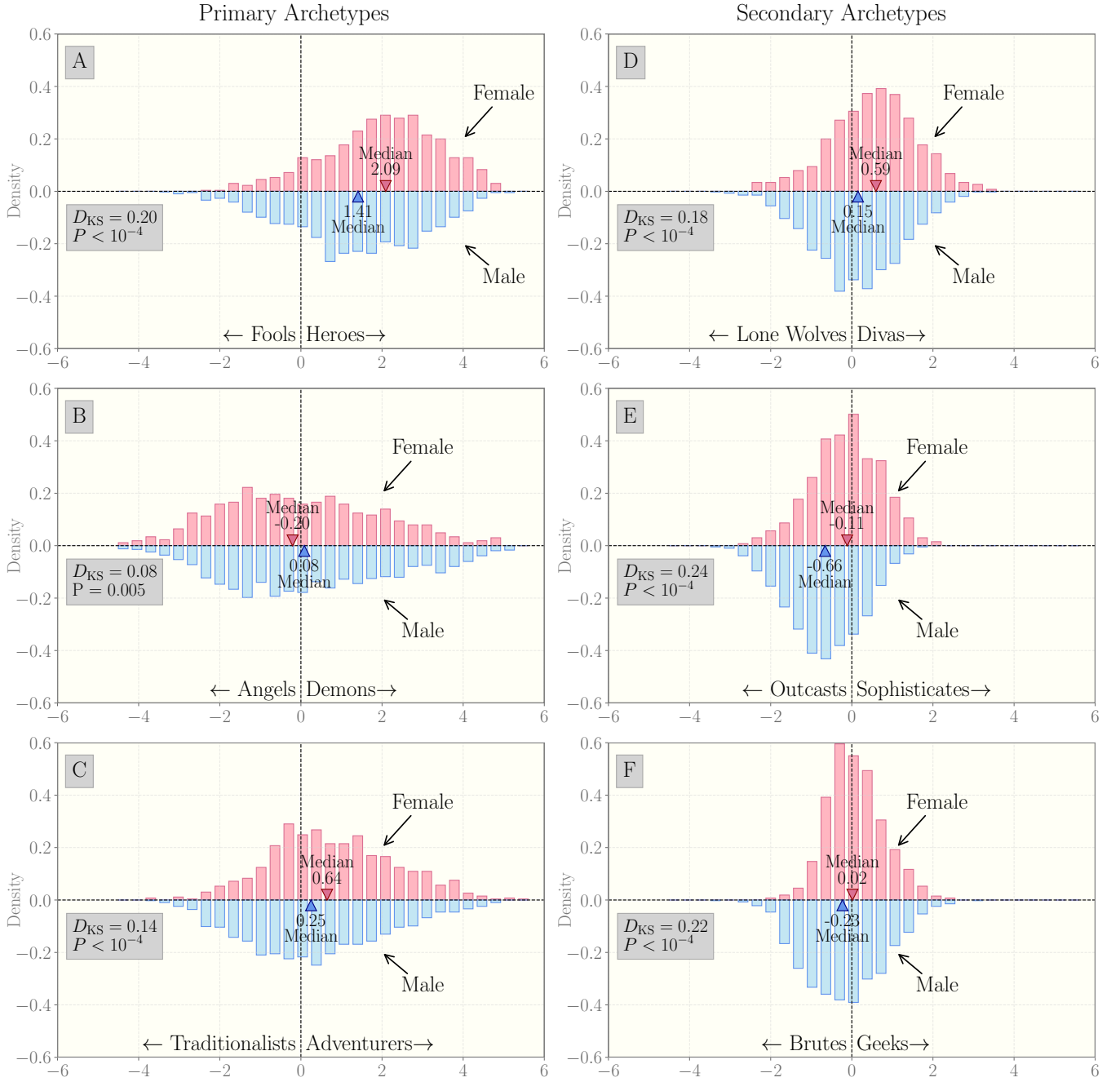


Figure 1: Histograms describing the primary—{Fool↔Hero}, {Angel↔Demon}, and {Traditionalist↔Adventurer}—and secondary—{Lone Wolf↔Diva}, {Outcast↔Sophisticate}, {Brute↔Geek}—archetypes by gender. A triangle marks the median of each distribution. We also calculate the Kolmogorov-Smirnov [31] non-parametric test-statistic demonstrating differences in male versus female distributions; all distributions exhibit significant differences $p < 0.01$. The lefthand column of this figure demonstrates primary archetypes and the righthand column demonstrates secondary archetypes.

E. Secondary archetypes, canonical gender, and the {masculine↔feminine} trait

In Figure 6A, we observe a positive relationship between the {Lone Wolf↔Diva} pair

{masculine↔feminine} trait scores for canonically male characters, with characters like Glee’s Kurt Hummel and Unbreakable Kimmy Schmidt’s Titus Andromedon displaying a relatively high femininity score alongside the Diva archetype.

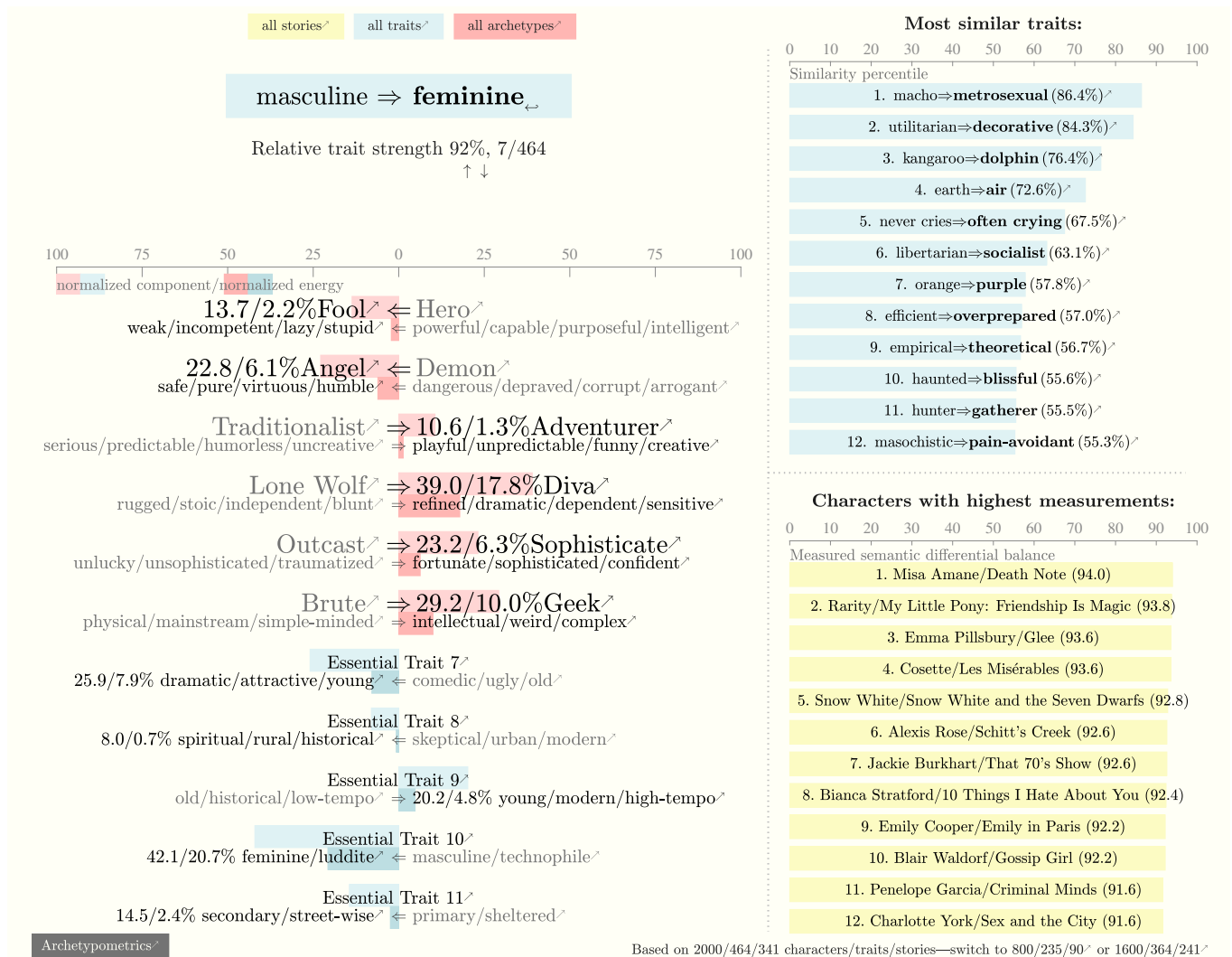


Figure 2: Card for the {masculine[↖] ⇔ feminine[↗]} trait. See Ref. [1] for full description.

In Figure 6B, we observe a positive relationship between the Sophisticate[↖] and the masculine trait scores for canonically male characters, exemplified by quintessential comedic Outcast[↗] characters Gary Walsh[↖] in *Veep*[↖] and Buster Bluth[↖] in *Arrested Development*[↖] who have relatively high femininity scores (and are – interestingly – played by the same actor).

In Figure 6C, we observe a positive relationship between the Brute[↗] archetype and the masculine trait score for canonically male characters, as in the anti-hero, conflicted Elliot Alderson[↖] from *Mr. Robot*[↖].

For canonically female characters, we observe somewhat different patterns in Figure 6D–F. In Figure 6D, we note a similar positive relationship between the Diva[↖] archetype and the feminine trait scores for canonically female characters, for example Rachel Berry[↖] from *Glee*[↖] and Jackie Burkhart[↖] from *That 70's Show*[↖]. Unlike male characters, we observe a positive relationship

between Sophisticate[↖] and feminine trait scores for canonically female characters; a well-known example is Donna Meagle[↖] from the comedy television series *Parks and Recreation*[↖]. Conversely, a well-known outcast who tends to be more masculine than other canonically female characters is Mrs. Maisel's manager Susie Myerson[↖] from *The Marvelous Mrs. Maisel*[↖].

In Figure 6F, we observe a slight positive relationship between the Geek[↖] and masculine trait scores for canonically female characters; for example, Allison Reynolds[↖] from *The Breakfast Club*[↖].

In summary, for the secondary archetypes, we observe more extreme relationships than among primary archetypes. For the {**Lone Wolf**[↖] ⇔ **Diva**[↖]} archetype pairing, we notice a strong relationship moving from Lone Wolf[↖] to Diva[↖] archetypes and the feminine trait. For both {**Outcast**[↗] ⇔ **Sophisticate**[↖]} and {**Brute**[↗] ⇔ **Geek**[↖]} archetype pairs, we observe inverse

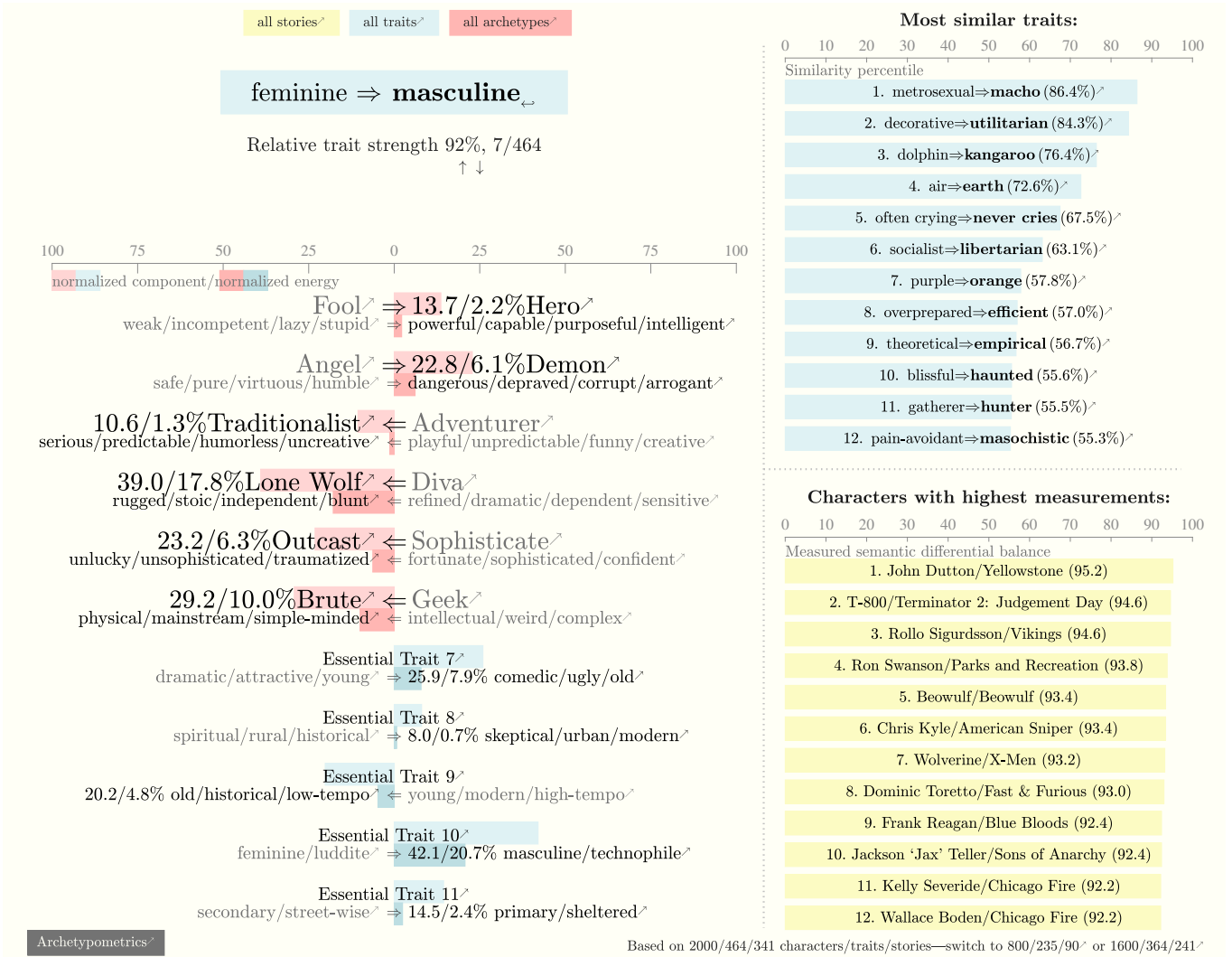


Figure 3: Card for the {feminine ⇌ masculine} trait, reverse of the card in [?]. See Ref. [1] for full description.

relationships between the {masculine ⇌ feminine} trait and character gender. For the {**Outcast** ⇌ **Sophisticate**} moving from Outcast to Sophisticate archetype yields higher masculinity ratings for male characters, whereas female characters yield higher femininity ratings. Conversely, for the {**Brute** ⇌ **Geek**} archetype, moving from Brute to Geek yields higher femininity ratings for male characters, whereas female characters yield higher masculinity ratings.

Our supplement contain further secondary archetype ousioograms by canonical gender in Supplementary Figures S4, S5, S6, S10, S11, and S12, with each distribution’s convex hull annotated with character names and series.

IV. DISCUSSION

While the discovered archetypal patterns initially seem to refute traditional gender representations, closer examination of the {masculine ⇌ feminine} character trait reveals a persistent adherence to conventional gender expectations. Importantly, our dataset is modern, Western (and often Anglophone) popular film and television, so we consider the following discussion less generalizable outside of this specific cultural realm. In our conclusion, we propose future works that address these limitations.

In previous work, we discover a bias in the entire dataset across both canonical genders [1] toward characters that demonstrate competence, self-control, and drive, even though not all the works feature heroic

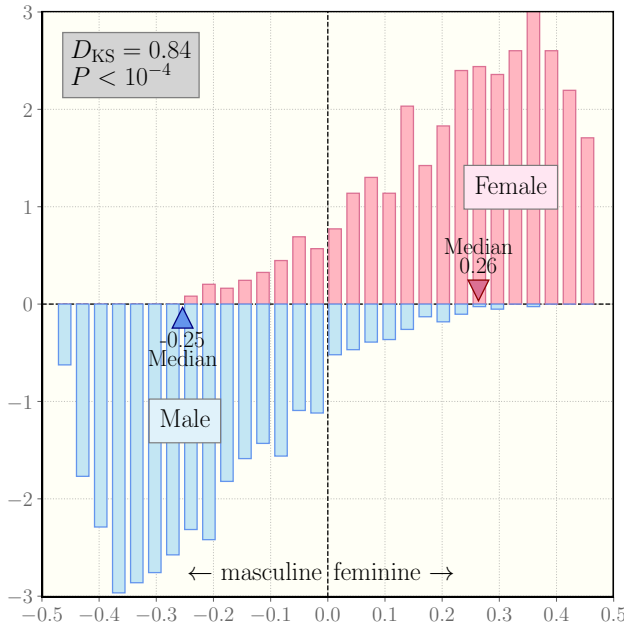


Figure 4: Distributions of canonically male and female characters along the {masculine ↔ feminine} trait. This histogram shows the spread of ratings of the singular {masculine ↔ feminine} for each character in the dataset. The non-parametric Kolmogorov-Smirnov test strongly indicates a difference in these gender distributions. Canonically female characters tend to rate much more highly in the direction of feminine; likewise, canonically male characters tend to rate much more highly in the direction of masculine.

characters.⁴ For example, there are no Hero archetypes [1] among characters in the long-running dark comedy, *It’s Always Sunny in Philadelphia* [32]. As evidenced in Figure 1, the hero bias is apparent in both canonical genders. Consequently, examining archetypes *by* canonical gender uncovers differences in the extent to which male and female characters adhere to archetypes.

Globally, our results indicate a prevalent canonical gender bias reflected by significantly different histograms of primary and secondary archetypes by gender in Figure 1. The variance of trait ratings of female and male characters, using bootstrapped sampling methods to balance the uneven number of characters by gender, reveal significantly less variance among female characters than male (Figure 7). This observation reflects the presence of gender biases and stereotypes noted in sociological and psychological

studies [11–15], but does not provide insight into the quality or nature of these biases.

At the level of individual archetype distributions, the confirmation or refutation of gender stereotypes might highlight the cultural importance of any particular stereotype. Alternatively, it may simply reflect the relative ease with which the {masculine ↔ feminine} trait can be assigned to certain characters. Ellemers’ review of the prevalence and persistence of gender stereotypes indicates that male stereotypes tend towards task completion and performance, while female stereotypes tend to focus on social relationships [33].

Firstly, the range of {masculine ↔ feminine} ratings for canonically male characters is wider than for canonically female characters, suggesting stricter personality stereotyping of female characters with male characters appearing to have greater latitude in trait expression. Notably, canonically female characters score higher on heroism and adventurousness than their male counterparts, defying traditional representations of women as unworlly, incapable “damsels in distress” [34, 35]. Yet regardless of canonical gender, more heroic characters consistently rate higher on masculinity; in the case of adventuresome characters, the relationship between masculinity and femininity is ambivalent. It is possible that these divergences reflect a societal bias towards representing women as weak or less agentic [36] or it could reflect that the conception of hero since classical antiquity has centered on masculinity [37] and — especially within an oral tradition — reflect the cultural traditions of society [38]. The stereotype of “damsel in distress” surfaces again in the trait-level trends for the {Angel ↔ Demon} archetype with angelic characters of both canonical genders maintaining higher femininity ratings (thus, conforming to traditional stereotypes); for example Jane Bennet from *Pride and Prejudice* and Kenneth Parcell from *30 Rock* both display relatively higher femininity ratings compared to other characters of their canonical genders.

For secondary archetypes, the trends in the {masculine ↔ feminine} trait and traditional gender stereotypes are more apparent. This may reflect the inherently gendered nature of these archetypes in that the {masculine ↔ feminine} trait is “baked in” to these characterizations, even if the trait does not predominantly describe that archetype. Among both canonically male and female characters, the Diva archetype trends strongly with femininity. This is true within the {masculine ↔ feminine} trait, but also in their overall portrayal. For example, the top three characters by component size for the archetype Diva are Rachel Berry from *Glee*, Schmidt from *New Girl* and Tahani Al-Jamil from *The Good Place*; these characters display extremely stereotypical feminine

⁴ Psychologists have widely studied the phenomena of hero bias in both surveys and psychological experiments. Refer to Scott and Goethals’ 2010 book “Heroes: What They Do and Why We Need Them” [27].

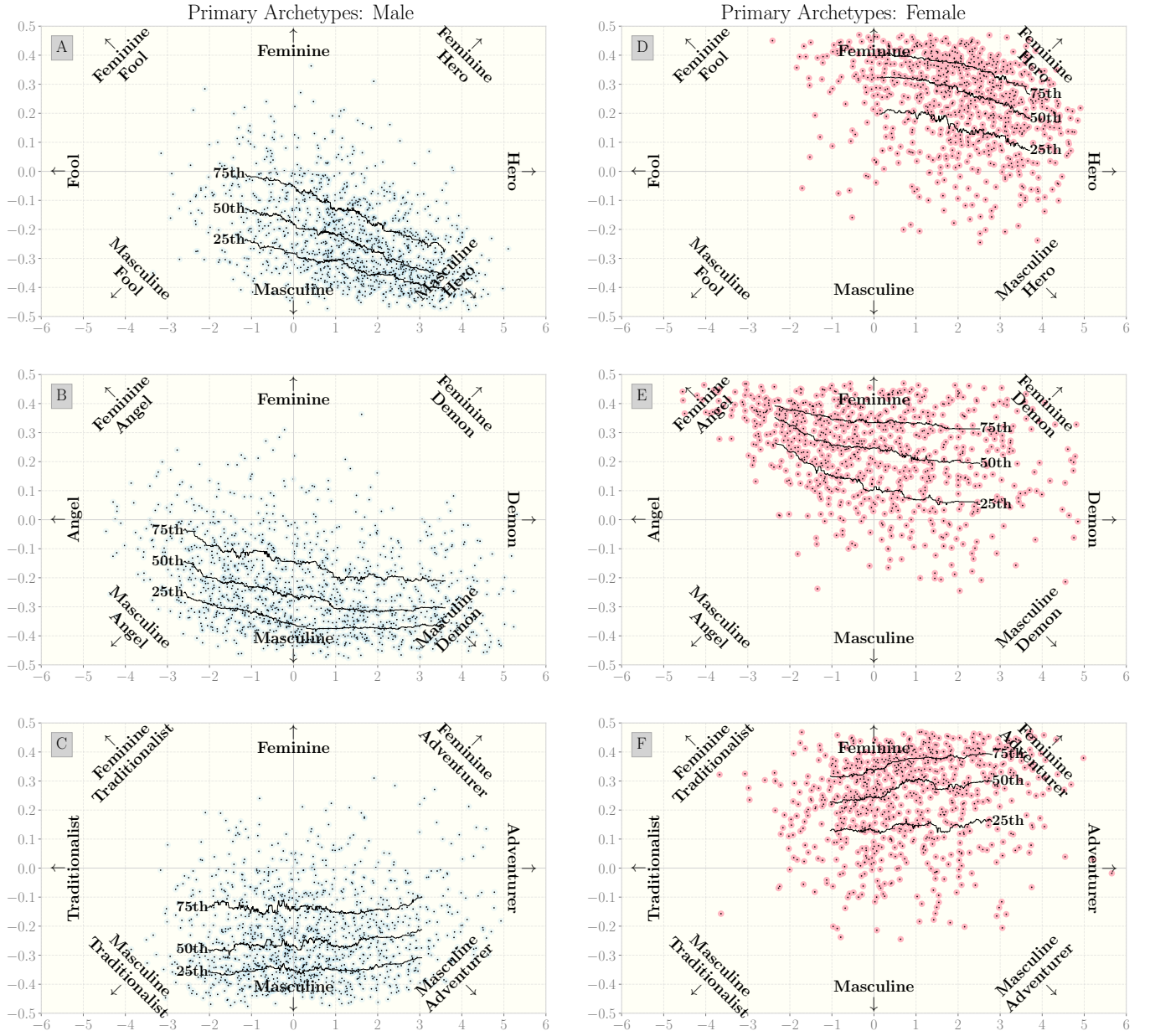


Figure 5: The {masculine/feminine} trait pair versus the primary archetypes by gender. The panel on the left of this figure depicts male characters, their primary archetype ratings, and their ratings for the {masculine/feminine} trait. The panel on the right of this figure depicts female characters, their primary archetype ratings, and their ratings for the {masculine/feminine} trait. The percentile lines depict the 25th, 50th, and 75th percentiles for the rolling median {masculine/feminine} trait scores in $n = 200$ windows.

behavior in their “prissy” affect and delivery (a female gender stereotype observed from children’s books [39] to the workplace [40]). This observation reflects the classical conception of the diva where, in the Italian opera ⁵ of the early 19th century, female opera roles

played by the emerging class of divas were, as Rutherford notes, “...defined by, and designed to support patriarchal hegemony” [42].

⁵ In the cultural lineage of opera, *Castrati* or castrated male opera singers, renowned for their excellent vocal range, predated divas.

Though extremely popular in the 16th and 17th centuries, *castrati* were often viewed as problematic and “feminizing” by Italian society [41] regardless of their artistic excellence. Thus suggesting a longer cultural history of devaluing feminine artists.

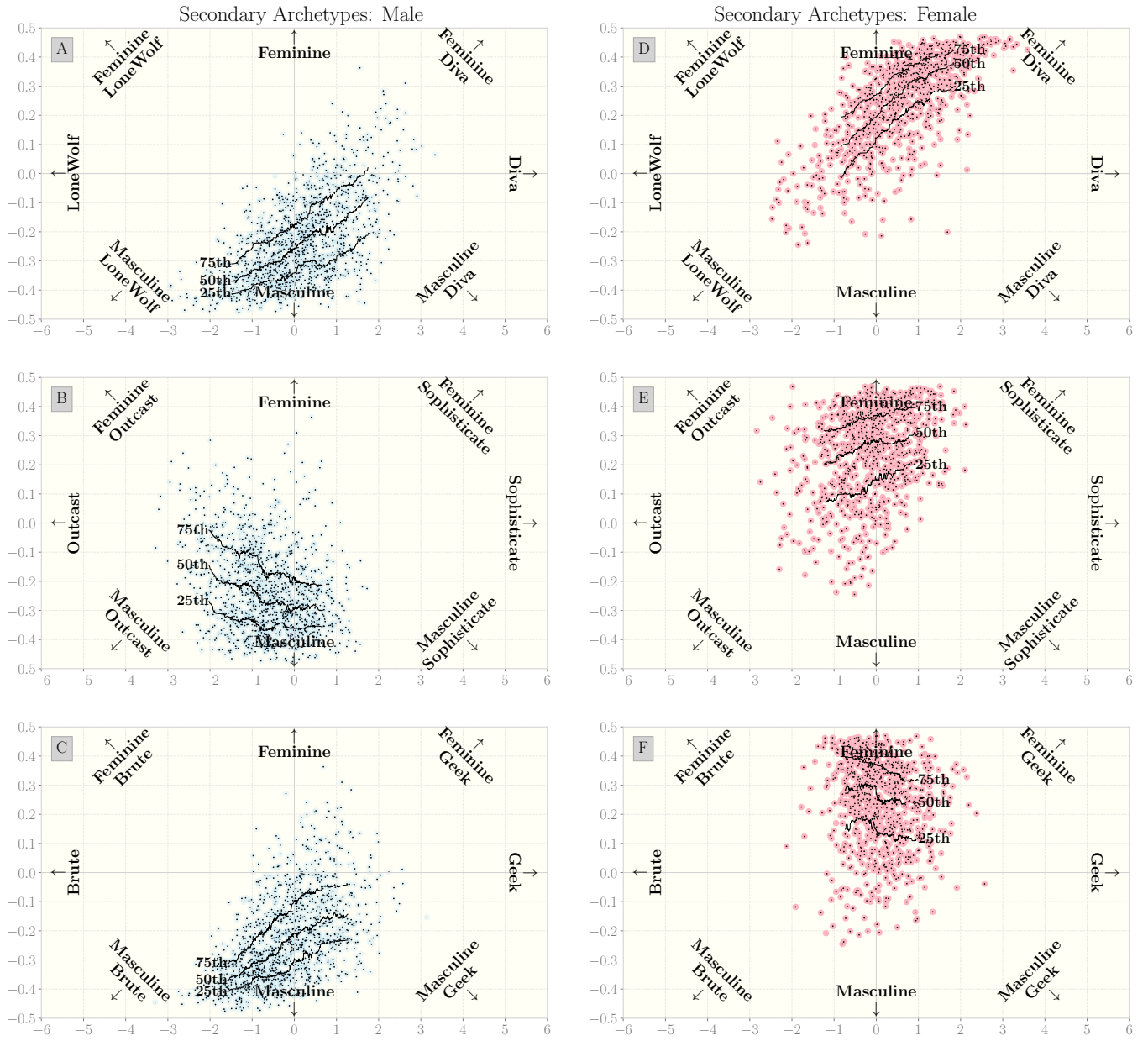


Figure 6: The {masculine/feminine} trait pair versus the secondary archetypes by gender. The panel on the left of this figure depicts male characters, their secondary archetype ratings, and their ratings for the {masculine/feminine} trait. The panel on the right of this figure depicts female characters, their secondary archetype ratings, and their ratings for the {masculine/feminine} trait. The percentile lines depict the 25th, 50th, and 75th percentiles for the rolling median of {masculine/feminine} trait scores in the $n = 200$ windows.

Among the {Outcast/feminine} archetype pairing, the masculine-feminine trend changes for canonically male or female characters. For male characters, Outcast/ trends with femininity (like Buster Bluth/ in *Arrested Development*/, previously mentioned), but for female characters, Sophisticate/ trends with femininity. The observation among male characters reflects cultural findings on the relative dislike of “feminine men” and “masculine women” versus individuals who more readily fit their gendered

grouping [43] and historical depictions in medieval Icelandic literature of labeling men “unmanly” leading to blood feuds and defamation lawsuits [44]; among canonically female characters, the trends towards femininity and Sophisticate/ reflect the feminine ideal of austere cleanliness.

Lastly, we interpret the {Brute/Geek} archetype pairing. For canonically male characters, the well-established relationship with masculinity and

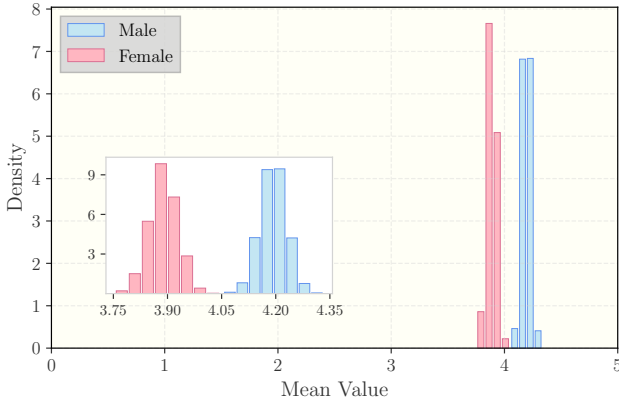


Figure 7: Bootstrapped Radius of Gyration for Male and Female Characters, $n = 500$ samples each gender, averaged over $n = 5,000$ iterations.

Bootstrapped sampling of radius of gyration to balance the uneven number of characters by gender; female characters exhibit significantly lower variance than male characters across trait ratings.

physicality [45] is on display; men who are more masculine trend strongly towards the Brute archetype. However, the trend towards masculinity and the Geek archetype among canonically female characters appears to depend more on what female characters also lack, similar to Lacan’s psychoanalytical theory that womanhood exists as a response to women’s lack of masculine biological features (that is, the concept of women is a foil to the concept of man, and not an independent symbolic category [46]). The Geek archetype depends on relatively higher ratings among traits like {lumberjack \Rightarrow mad-scientist}, {jock \Rightarrow nerd}, and {physical \Rightarrow intellectual} [1]; it is possible that canonically female characters who score lower on these traits also score higher on femininity. Given the ample scholarship establishing a strong connection between gender representations and societal beliefs [18, 19], the global and local differences in archetypes and the investigation of the {masculine \Leftrightarrow feminine} trait by gender provide a powerful lens through which to explore both expressions of femininity and prototypical male and female characterizations across visual media. For the {Fool \Leftrightarrow Hero} archetype that describes the greatest variance in this dataset, heroes of both canonical genders trend towards masculine traits, mirroring established stereotypes documented in social media research⁶ as well as seminal work in film and gender studies. In her book “Men, Women, and Chain Saws:

Gender in the Modern Horror Film”, Carol Clover refers to “the final girl”—the last surviving female character who fights her way out of the slasher’s traps—in 1970s and 1980s slasher/horror films as a *victim-hero*, not simply a hero [53]. This characterization centers on her posit that “female heroes, when they do appear, are masculine in dress and behavior (and often even name)” [53]; thus, effeminate female main characters often present as victims, even if they also possess physical courage and other classic hero tendencies. Our findings thus extend Clover’s work in a specific, time-dependent context (20th century horror) to a larger grouping of genres and modalities that have persisted well into the 21st century.

V. LIMITATIONS AND FUTURE WORK

Importantly, these stories are film and television shows that are largely produced by western production companies and in English; consequently, any conclusions regarding the relationship between archetype representation and gender representation, norms, and stereotyping apply to this specific, situated media landscape.

Second, our data is based on survey data where the subjects are self-selecting internet users. Methodologically, internet surveys collect responses from a potentially unrepresentative sample of people, and lack the usual controls of classic surveys [54–56]. Future work should derive these representations not just from surveys but also from the works of art themselves, and should expand such work to different time periods, mediums, populations, and cultures.

Additionally, we recognize that our examination of the binary {masculine \Leftrightarrow feminine} trait can reduce consideration of individual character gender beyond canonical gender; for example, simply because someone is perceived as masculine does not mean that they are devoid of femininity. As representation of transgender

⁶ Memes, while predating the internet, have become an integral part of “netizen vernacular” and communicate different messages via their content, form and stance [47]. Formats like “Get You A Girl Who Can Do Both” present a dual image of a woman in a stereotypically feminine or sexually desirable outfit, alongside

a male-dominated, machismo profession or hobby [48]. While at first this meme format seems empowering, internet users often employ it in a subversive, slightly mocking way [48]. Similarly, terms like “girlboss” evoke a powerful characterization of an entrepreneurial woman, but often center on “masculine entrepreneurial heroism” [49]; “girlboss”, that is, is empowering at first glance, but in fact purports the same sort of limiting and monolithic female leadership made popular in former Facebook CEO Sheryl Sandberg’s *Lean In* [50]. Likewise, the popular edict “she’s not like other girls” focuses on women’s implicit focus or explicit desire to distance themselves from other women to gain legitimacy or traction in male dominated spaces, like internet gaming culture [51, 52]

and non-binary individuals has increased in media [57], future work can and should examine works including non-binary characters.

Finally, we note some methodological advantages for use in future work. The process of grouping characters by trait strength can surface surprising connections. Note that because we can group characters according to traits or archetypes, we can systematically sort the characters of our dataset. This clustering can inspire additional analyses comparing other traits and their relationship with canonical gender, as well as features such as genre, release date, and format (situational comedy versus showcase drama). Furthermore, we can examine the associations between different traits to surface implicit biases, such as the previously mentioned similarity between the {macho/↔metrosexual/} trait and masculinity.

VI. CONCLUDING REMARKS

The representation of characters in fictional works has wide-ranging social, psychological, and economic impact [11–15, 58]. This is the first study to systematically consider the representation of predominant archetypes in television and film through the lens of canonical character gender. We show that canonically male and female characters differ significantly in their archetypal representations.

Our novel archetypometric methodology (introduced in Dodds *et al.* [1], contextualized in Zimmerman [59], and applied to the exploration of a specific societal construct for the first time here) allows the quantitative exploration of biases and beliefs. We explore structure through the archetypes and the positions of the characters in character space according to their ratings along both the archetypal and original trait dimensions. Furthermore, we explore secondary structure through the associations between these attributes, as we demonstrate here, revealing patterns and implicit biases that are not obvious from viewing the traits or

characters individually. In effect, we develop a deep quantitative framework that supports multiple analytical levels, both primary and derivative.

Although primary archetypal dimensions initially appear to challenge some aspects of conventional gender representations namely in the greater heroism and adventurousness of canonically female characters, closer analysis reveals that our results largely adhere to familiar gender norms. Canonically female characters cluster in the feminine direction and canonically male characters in the masculine direction. Across all primary and secondary archetypes, male and female character distributions differ significantly: There is no archetype for which gender is irrelevant.

Normative gender stereotypes persist throughout this database, despite the increase in relative numbers of female characters in leading actor roles [8]. That gender stereotyping has remained largely stable over time suggests that more representation does not entail fewer stereotypical representations, a pattern echoed in persistent gender earnings gaps worldwide, where men continue to out-earn women despite women’s increasing labor market share and educational attainment [60–62], as well as in the continued exclusion of women from the highest levels of corporate leadership (9% of Fortune 500 CEOs in 2024) [63]. Our findings suggest that archetypes encode multiple, distinct mechanisms through which gender norms are reproduced across fictional and social domains. Changing who appears on screen, it turns out, does not change what they are expected to be.

ACKNOWLEDGMENTS

The authors are grateful for National Science Foundation Award #2242829 (Science of Online Corpora, Knowledge, and Stories), foundational support from MassMutual, and an anonymous philanthropic gift.

-
- [1] P. S. Dodds, J. W. Zimmerman, C. G. Beauregard, A. M. A. Fehr, M. Fudolig, T. R. Tangherlini, and C. M. Danforth, Archetypometrics, a pragmaitea: Empirical determination of the fundamental archetypes of fictional characters, Zenodo. <https://doi.org/10.5281/zenodo.17128112> (2025), pre-print / open data version; includes online card collection.
 - [2] Open Psychometrics, Statistical “Which Character” Personality Quiz (2025),

- <https://openpsychometrics.org>, Accessed: 2025-08-15.
- [3] C. G. Jung, *The Archetypes and the Collective Unconscious*, edited by H. Read, M. Fordham, and G. Adler, Collected Works of C. G. Jung, Vol. 9, Part 1 (Princeton University Press, Princeton, NJ, 1969).
- [4] Theophrastus, *Theophrastus: Characters; Herodas: Mimes; Sophron and Other Mime Fragments*, 3rd ed., edited by J. S. Rusten and I. C. Cunningham, Loeb Classical Library, No. 225 (Harvard University Press, Cambridge, MA & London, England, 2003).

- [5] R. Collins, Content Analysis of Gender Roles in Media: Where Are We Now and Where Should We Go?, *Sex Roles* **64**, 290 (2011).
- [6] S. L. Smith, M. Choueiti, K. Pieper, D. Clark, and A. Case, Inclusion in the director's chair: Analysis of director gender, race/ethnicity across 1,800 top films from 2007 to 2023 (2024), accessed: 2025-08-11.
- [7] M. M. Lauzen, Boxed in 2023-24: Women on screen and behind the scenes on broadcast and streaming television (2024), accessed: 2025-08-11.
- [8] GDI Film Study 2024: Women Take the Lead in \$20-\$50M Film Budgets, <https://geenadavisinstitute.org/research/gdi-film-study-2024-representation-in-family-films/> (n.d.), accessed: 2025-06-11.
- [9] M. J. Haris, A. Upreti, M. Kurtaran, F. Ginter, S. Lafond, and S. Azimi, Identifying gender bias in blockbuster movies through the lens of machine learning, *Humanities and Social Sciences Communications* **10**, 94 (2023).
- [10] BBC America and Women's Media Center, Superpowering girls: How fictional role models influence kids' confidence & career choices (2018), accessed: 2025-08-11.
- [11] F. Santoniccolo, T. Trombetta, M. N. Paradiso, and L. Rollè, Gender and Media Representations: A Review of the Literature on Gender Stereotypes, Objectification and Sexualization, *International Journal of Environmental Research and Public Health* **20**, 5770 (2023).
- [12] T. Hentschel, M. E. Heilman, and C. V. Peus, The Multiple Dimensions of Gender Stereotypes: A Current Look at Men's and Women's Characterizations of Others and Themselves, *Frontiers in Psychology* **10**, 10.3389/fpsyg.2019.00011 (2019).
- [13] M. Tremmel and I. Wahl, Gender stereotypes in leadership: Analyzing the content and evaluation of stereotypes about typical, male, and female leaders, *Frontiers in Psychology* **14**, 1034258 (2023).
- [14] D. G. Smith, J. E. Rosenstein, M. C. Nikolov, and D. A. Chaney, The Power of Language: Gender, Status, and Agency in Performance Evaluations, *Sex Roles* **80**, 159 (2019).
- [15] T. Koburtay, J. Syed, and R. Haloub, Congruity between the female gender role and the leader role: a literature review, *European Business Review* **31**, 831 (2019).
- [16] Gallup Inc., Gender gaps in respect for women worldwide, <https://news.gallup.com/poll/657707/gender-gaps-respect-women-worldwide.aspx> (2025), accessed: 2025-06-13.
- [17] C. Nater, D. I. Miller, A. H. Eagly, and S. Sczesny, Gender stereotypes across nations relate to the social position of women and men: Evidence from cross-cultural public opinion polls, *Proceedings of the National Academy of Sciences of the United States of America* **123**, e2510180122 (2026), contributed by Alice H. Eagly; received April 24, 2025; accepted November 6, 2025.
- [18] A. V. Breen, K. C. McLean, K. Cairney, and D. P. McAdams, Movies, books, and identity: Exploring the narrative ecology of the self., *Qualitative Psychology* **4**, 243 (2017).
- [19] K. E. Dill-Shackleford, C. Vinney, and K. Hopper-Losenicky, Connecting the dots between fantasy and reality: The social psychology of our engagement with fictional narrative and its functional value, *Social and Personality Psychology Compass* **10**, 634 (2016).
- [20] L. M. Ward and P. Grower, Media and the development of gender role stereotypes, *Annual Review of Developmental Psychology* **2**, 177 (2020), publisher: Annual Reviews, Accessed: 2025-06-10.
- [21] S. M. Coyne, J. R. Linder, E. E. Rasmussen, D. A. Nelson, and K. M. Collier, It's a bird! it's a plane! it's a gender stereotype!: Longitudinal associations between superhero viewing and gender stereotyped play, *Sex Roles* **70**, 416 (2014), accessed: 2025-06-02.
- [22] American Psychological Association, Guidelines for psychological practice with transgender and gender nonconforming people, *American Psychologist* **70**, 832 (2015).
- [23] J. S. Hyde, R. S. Bigler, D. Joel, C. C. Tate, and S. M. van Anders, The future of sex and gender in psychology: Five challenges to the gender binary, *American Psychologist* **74**, 171 (2019).
- [24] J. Workman and K. K. P. Johnson, Cultural aesthetics and the social construction of gender, in *Social sciences of dress: New directions*, edited by S. Lennon and L. Burns (ITAA Publication, 1993) pp. 93–109.
- [25] B. Lee, O. D. Skinner, and S. M. McHale, Links between gendered leisure time in childhood and adolescence and gendered occupational aspirations, *Journal of Adolescence* **62**, 96 (2018).
- [26] M. B. Thomeer, D. Umberson, and C. Reczek, The gender-as-relational approach for theorizing about romantic relationships of sexual and gender minority mid- to later-life adults, *Journal of Family Theory & Review* **12**, 220 (2020).
- [27] S. T. Allison and G. R. Goethals, *Heroes: What They Do and Why We Need Them* (Oxford University Press, New York, NY, 2010).
- [28] Wikipedia contributors, Wikipedia, the free encyclopedia (2025), accessed: 2025-11-07.
- [29] Fandom, Inc., Fandom: Community for fans (2025), accessed: 2025-11-07.
- [30] IMDb.com, Inc., IMDb: Internet movie database (2025), accessed: 2025-11-07.
- [31] F. J. Massey Jr., The Kolmogorov-Smirnov Test for Goodness of Fit, *Journal of the American Statistical Association* **46**, 68 (1951).
- [32] Wikipedia contributors, It's always sunny in philadelphia (2025), accessed: 2025-11-09.
- [33] N. Ellemers, Gender stereotypes, *Annual Review of Psychology* **69**, 275 (2018).
- [34] N. Maity, Damsels in Distress: A Textual Analysis of Gender Roles in Disney Princess Films, *IOSR Journal of Humanities and Social Science* **19**, 28 (2014).
- [35] D. S. R. Putri, Breaking the Stereotype of the Damsel in Distress: Exploring Gender and Social Class Dynamics in Netflix's Damsel, *Serat* **1**, 39 (2024).
- [36] J. E. Phelan and L. A. Rudman, Prejudice Toward Female Leaders: Backlash Effects and Women's Impression Management Dilemma, *Social and Personality Psychology Compass* **4**, 807 (2010).
- [37] L. Foxhall and J. Salmon, eds., *When Men Were Men: Masculinity, Power and Identity in Classical Antiquity*

- (Routledge, London, 2013).
- [38] G. Nagy, *The Epic Hero* (Harvard University Press, Cambridge, MA, 2013).
 - [39] F. Taylor, Content Analysis and Gender Stereotypes in Children's Books, *Teaching Sociology* **31**, 300 (2003).
 - [40] Y. Hu and A. Kurylo, *Communicated Stereotypes at Work* (Bloomsbury Publishing, 2024).
 - [41] M. Feldman, Denaturing the castrato, *The Opera Quarterly* **24**, 178 (2008).
 - [42] S. Rutherford, Divining the 'diva', or a myth and its legacy: female opera singers and fandom, in *Schweizer Jahrbuch für Musikwissenschaft–Annales Suisses de Musicologie–Annuario Svizzero di Musicologia*, Vol. 36, edited by L. Zoppelli (Peter Lang, 2016) pp. 39–62.
 - [43] C. Leaper, The Use of Masculine and Feminine to Describe Women's and Men's Behavior, *The Journal of Social Psychology* **135**, 359 (1995).
 - [44] P. Meulengracht Sørensen, *The Unmanly Man: Concepts of Sexual Defamation in Early Northern Society* (Odense University Press, Odense, 1983) english translation of Norrønt nid.
 - [45] R. M. Leone and D. J. Parrott, Hegemonic masculinity and aggression, in *The Routledge International Handbook of Human Aggression* (Routledge, 2018) num Pages: 12.
 - [46] J. Lacan, The signification of the phallus, in *Écrits: The First Complete Edition in English*, edited by J.-A. Miller (W. W. Norton & Company, New York, 2006) pp. 575–584, originally delivered as a lecture in 1958.
 - [47] L. Shifman, *Memes in Digital Culture* (The MIT Press, Cambridge, MA, 2013).
 - [48] J. Mason, 'Get You A Girl Who Can Do Both' (2022), <https://theoxfordblue.co.uk/get-you-a-girl-who-can-do-both/>.
 - [49] J. Byrne and A. P. Giuliani, The rise and fall of the girlboss: Gender, social expectations and entrepreneurial hype, *Journal of Business Venturing* **40**, 106486 (2025).
 - [50] M. Fradley, "So you want to be a #GIRLBOSS?" Millennial femininity and entrepreneurial selfhood in *Girlboss* and *The Girlfriend Experience*, *Journal of Popular Television* **10**, 247 (2022), received 3 March 2022; Accepted 12 April 2022.
 - [51] M. Ruotsalainen and M. Meriläinen, "i bet she's 'not like other girls'": Discursive construction of the ideal gaming woman on r/girlgamers, *Media and Communication* **13**, Article 8802 (2025).
 - [52] S. Nakandala, G. L. Ciampaglia, N. Su, and Y.-Y. Ahn, Gendered conversation in a social game-streaming platform, in *Proceedings of the International AAAI Conference on Web and Social Media*, Vol. 11 (2017) pp. 162–171.
 - [53] C. J. Clover, *Men, Women, and Chain Saws: Gender in the Modern Horror Film* (Princeton University Press, Princeton, NJ, 2015).
 - [54] J. R. Evans and A. Mathur, The value of online surveys, *Internet Research* **15**, 195 (2005).
 - [55] W. Fan and Z. Yan, Factors affecting response rates of the web survey: A systematic review, *Computers in Human Behavior* **26**, 132 (2010).
 - [56] R. D. Fricker and M. Schonlau, Advantages and Disadvantages of Internet Research Surveys: Evidence from the Literature, *Field Methods* **14**, 347 (2002).
 - [57] L. B. McInroy and S. L. Craig, Transgender Representation in Offline and Online Media: LGBTQ Youth Perspectives, *Journal of Human Behavior in the Social Environment* **25**, 606 (2015).
 - [58] A. L. Jenkins, S. E. Crann, D. M. Money, and K. C. O'Doherty, "Clean and Fresh": Understanding women's use of vaginal hygiene products, *Sex Roles* **78**, 697 (2018).
 - [59] J. W. Zimmerman, *Locality, Relation, and Meaning Construction in Language, as Implemented in Humans and Large Language Models (LLMs)*, Ph.d. dissertation, University of Vermont (2025).
 - [60] UN Women – Africa, *Why Women Earn Less: Gender Pay Gap and Labour Market Inequalities in East and Southern Africa*, Tech. Rep. (UN Women – East and Southern Africa Regional Office, 2023) accessed: 2026-01-23.
 - [61] European Commission, The gender pay gap situation in the EU, https://commission.europa.eu/strategy-and-policy/policies/justice-and-fundamental-rights/gender-equality/equal-pay/gender-pay-gap-situation-eu_en (2024), accessed: 2026-01-23.
 - [62] A. Rotman and H. Mandel, Gender-Specific Wage Structure and the Gender Wage Gap in the U.S. Labor market, *Social Indicators Research* **165**, 585 (2022).
 - [63] Catalyst, Spotlight on Women CEOs, <https://www.catalyst.org/insights/featured/women-ceos> (2026), accessed: 2026-01-23.

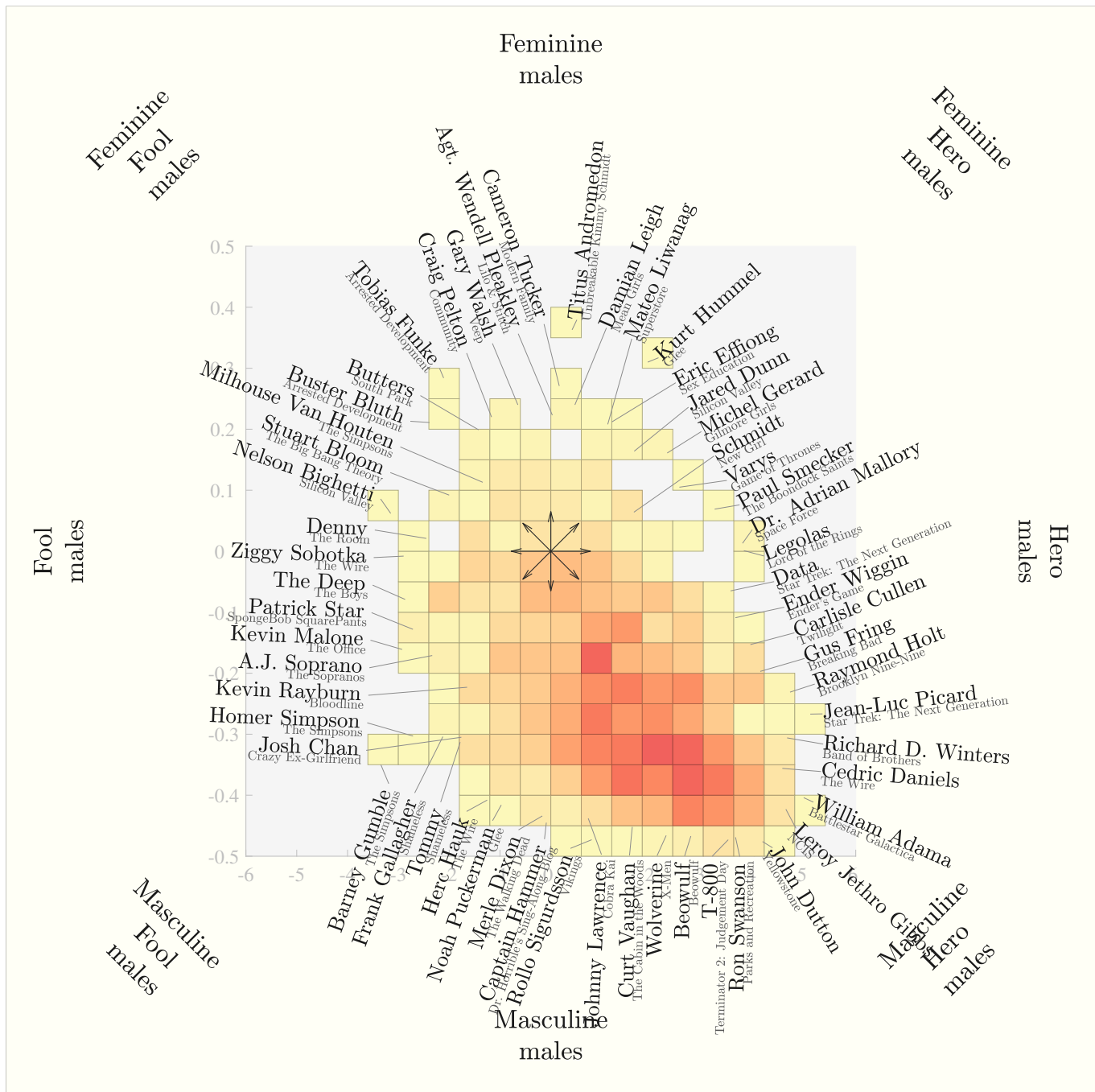


Figure S1: This ousiogram depicts canonically male characters with their {masculine/↔feminine} score on the vertical axis and their {Fool/↔Hero} rating on the horizontal axis. The color of each block corresponds to the number of characters that demonstrates scores within the block's range; darker colors indicate more characters fall within that range than lighter color blocks, which may only contain one character.

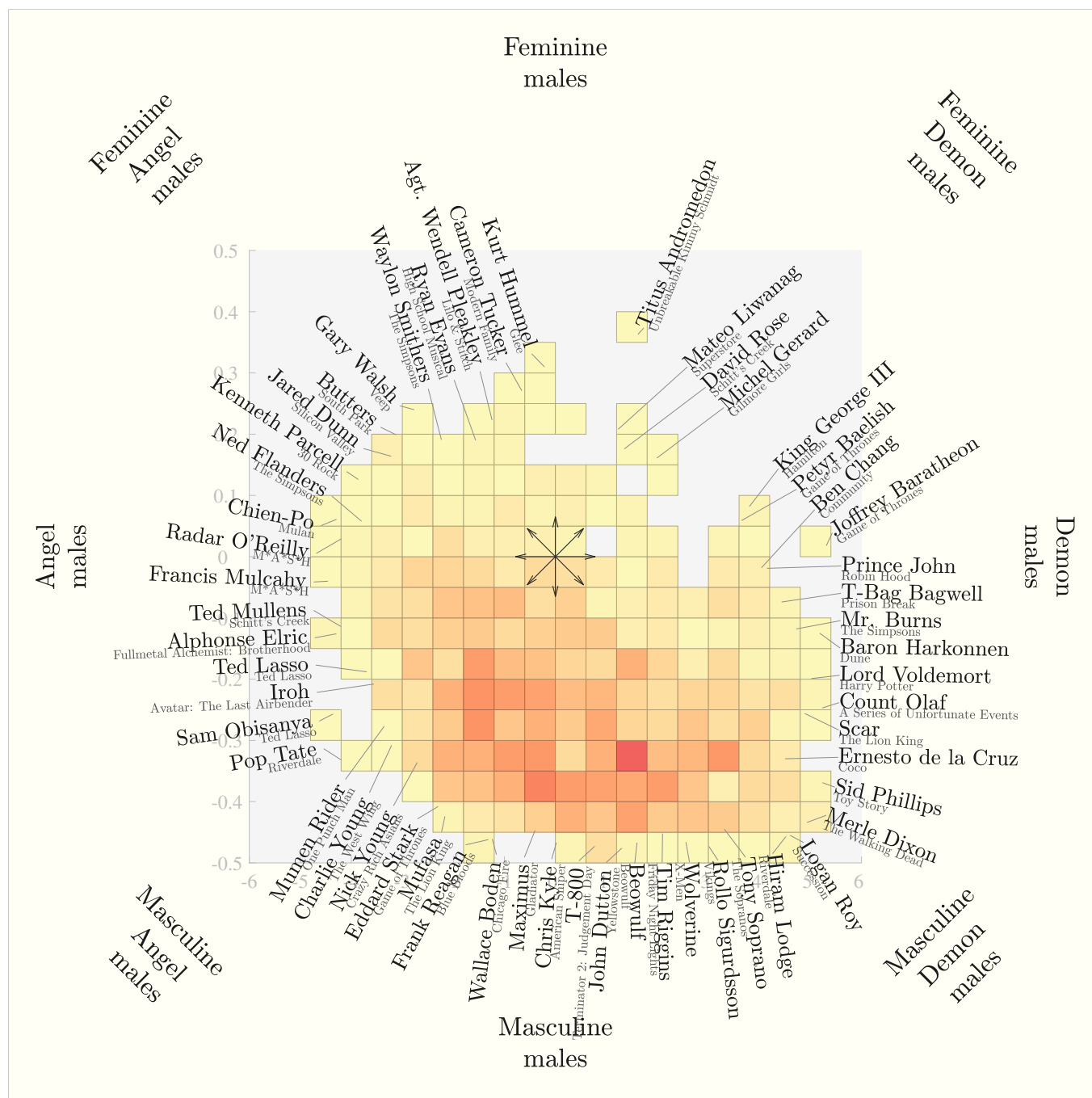


Figure S2: This ousiogram depicts canonically male characters with their {masculine/↔feminine} score on the vertical axis and their {Angel/↔Demon} rating on the horizontal axis. The color of each block corresponds to the number of characters that demonstrates scores within the block's range; darker colors indicate more characters fall within that range than lighter color blocks, which may only contain one character.

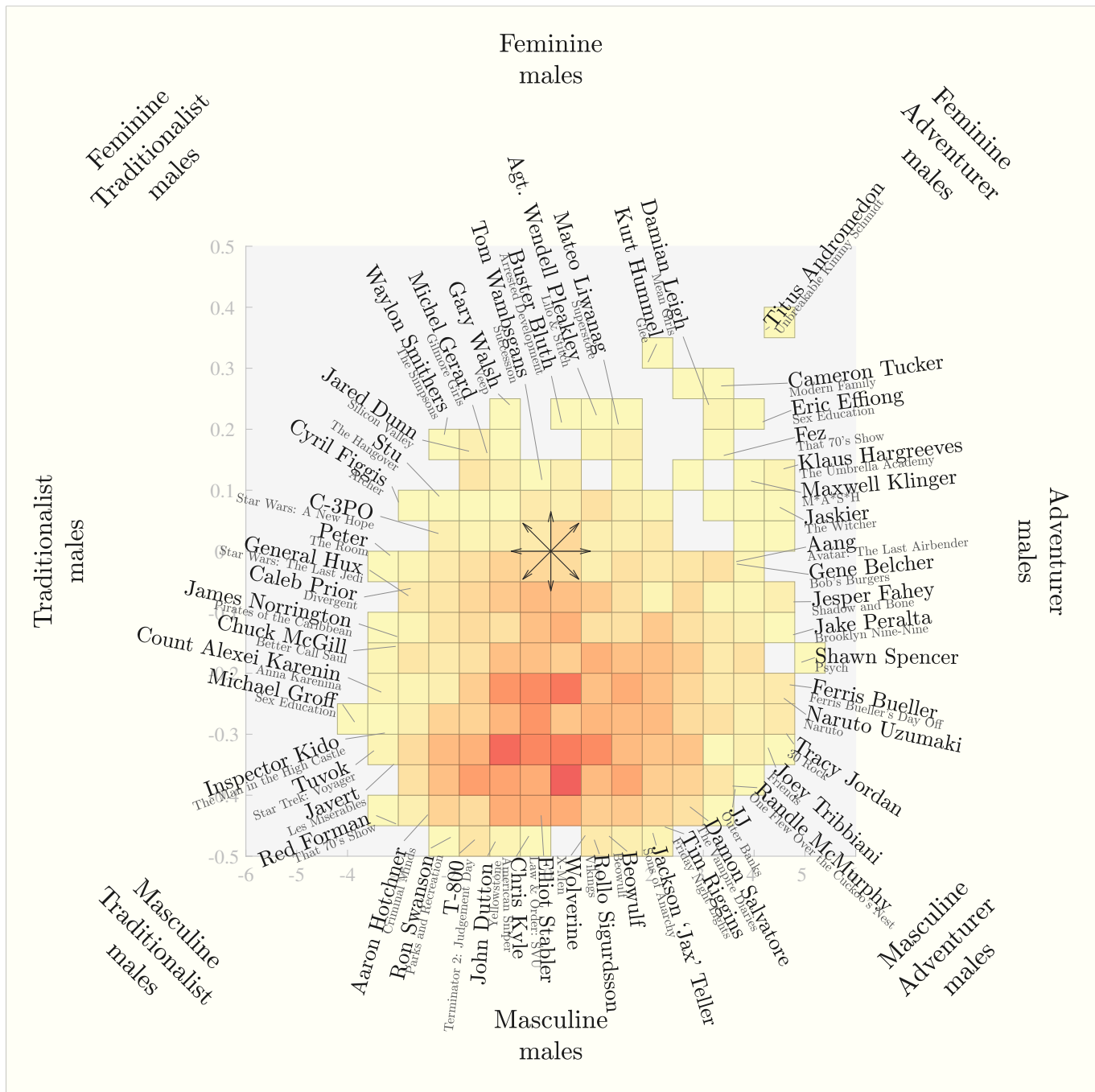


Figure S3: This ousiogram depicts canonically male characters with their {masculine/feminine} score on the vertical axis and their {Traditionalist/Adventurer} rating on the horizontal axis. The color of each block corresponds to the number of characters that demonstrates scores within the block's range; darker colors indicate more characters fall within that range than lighter color blocks, which may only contain one character.

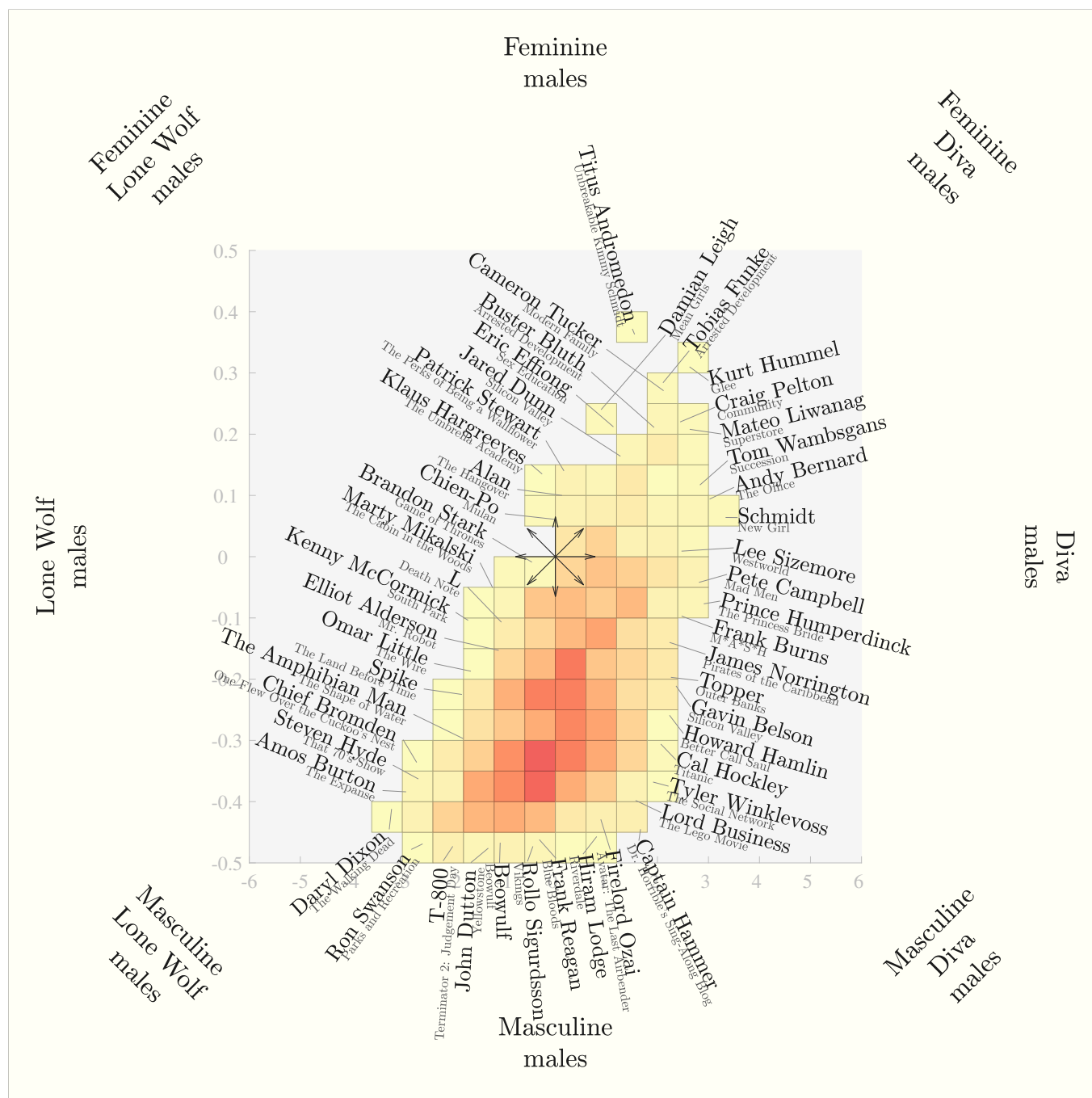


Figure S4: This ousiogram depicts canonically male characters with their {masculine/feminine} score on the vertical axis and their {Lone Wolf/Divas} rating on the horizontal axis. The color of each block corresponds to the number of characters that demonstrates scores within the block's range; darker colors indicate more characters fall within that range than lighter color blocks, which may only contain one character.

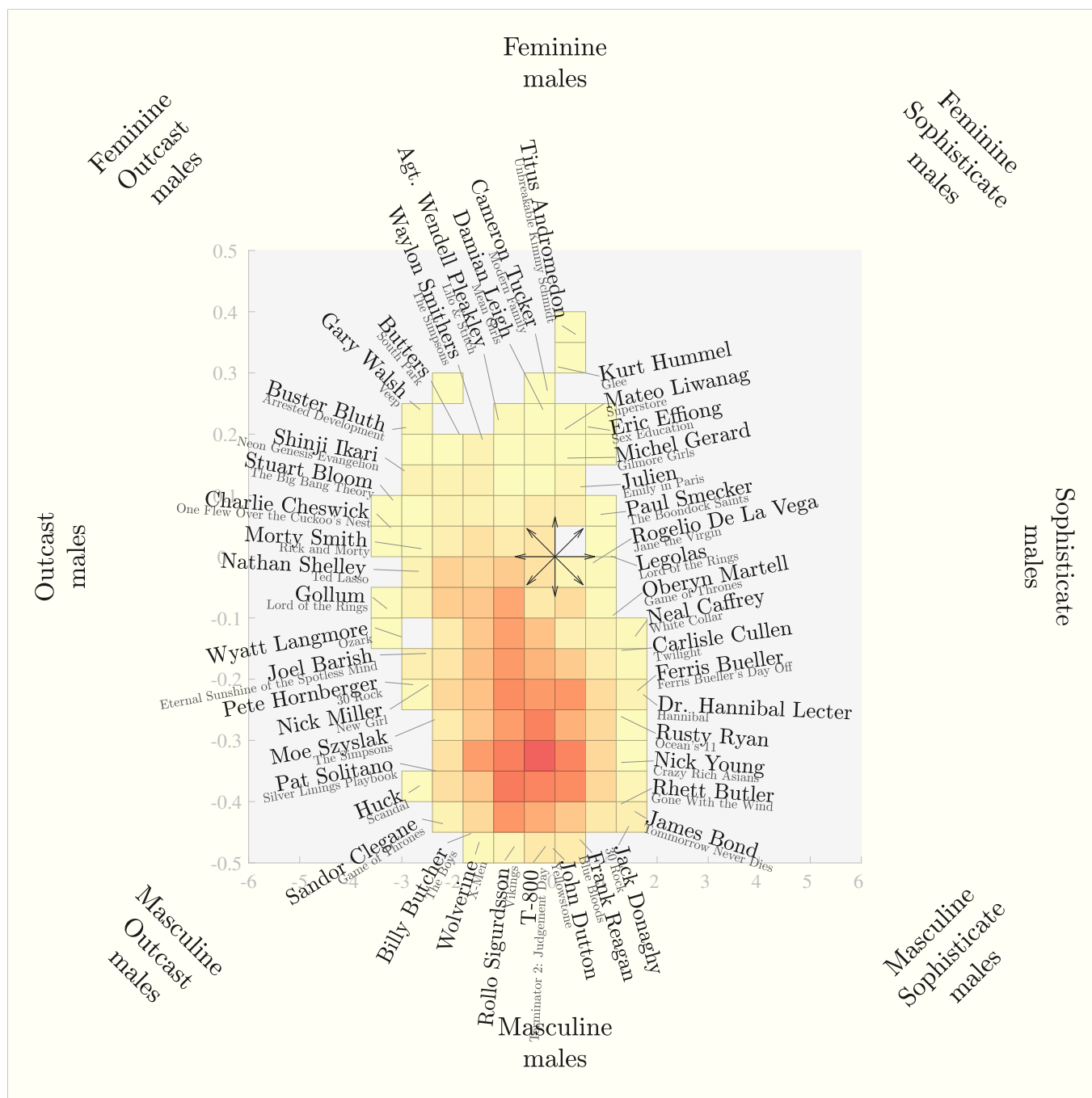


Figure S5: This ousiogram depicts canonically male characters with their {masculine/↔feminine/} score on the vertical axis and their {Outcast/↔Sophisticate/} rating on the horizontal axis. The color of each block corresponds to the number of characters that demonstrates scores within the block's range; darker colors indicate more characters fall within that range than lighter color blocks, which may only contain one character.

Figure S6: This ouisiogram depicts canonically male characters with their {masculine/⇌feminine/} score on the vertical axis and their {Brute/⇌Geek/} rating on the horizontal axis. The color of each block corresponds to the number of characters that demonstrates scores within the block's range; darker colors indicate more characters fall within that range than lighter color blocks, which may only contain one character.

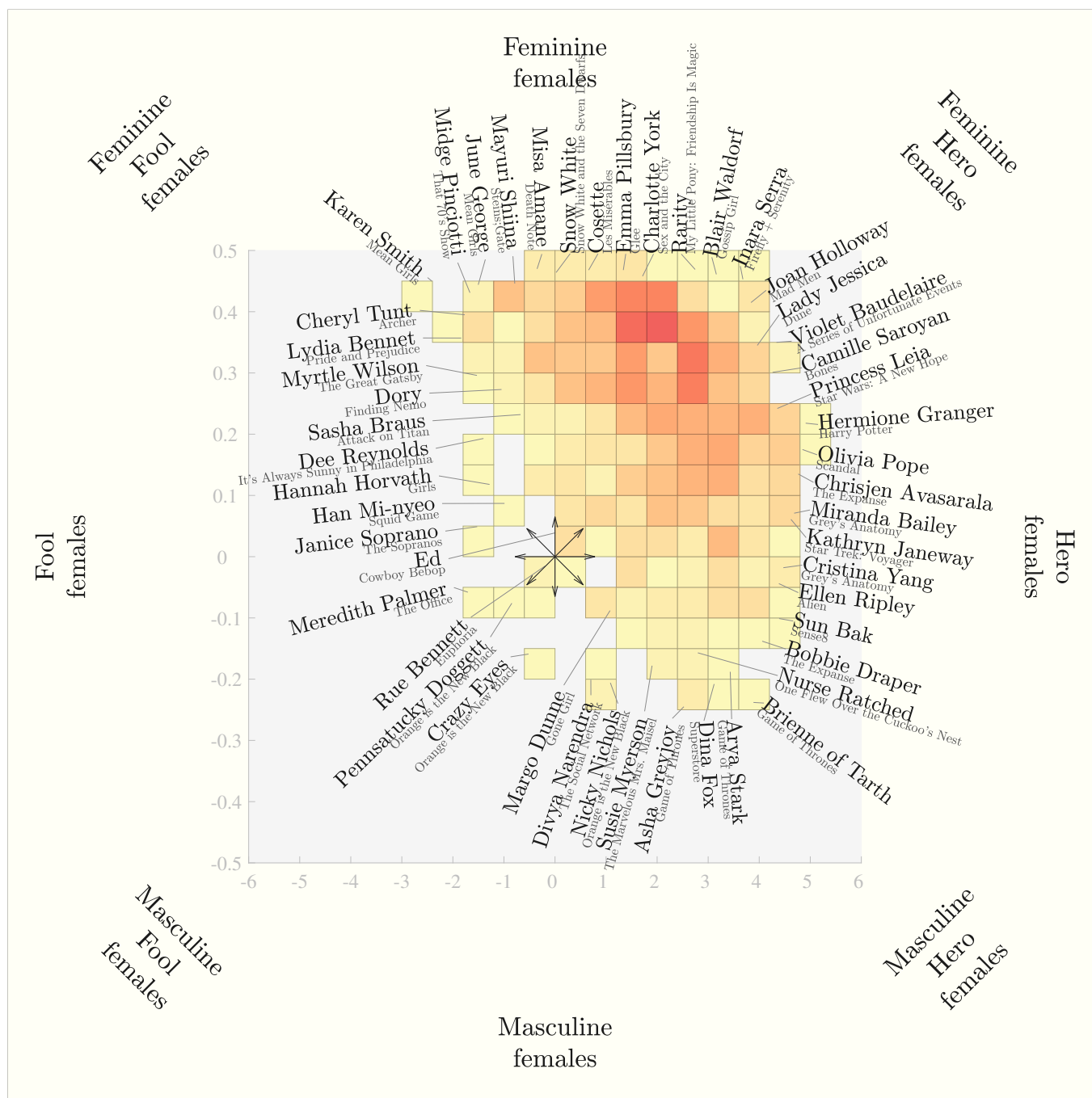


Figure S7: This ousiogram depicts canonically female characters with their {masculine/feminine} score on the vertical axis and their {Fool/Hero} rating on the horizontal axis. The color of each block corresponds to the number of characters that demonstrates scores within the block's range; darker colors indicate more characters fall within that range than lighter color blocks, which may only contain one character.

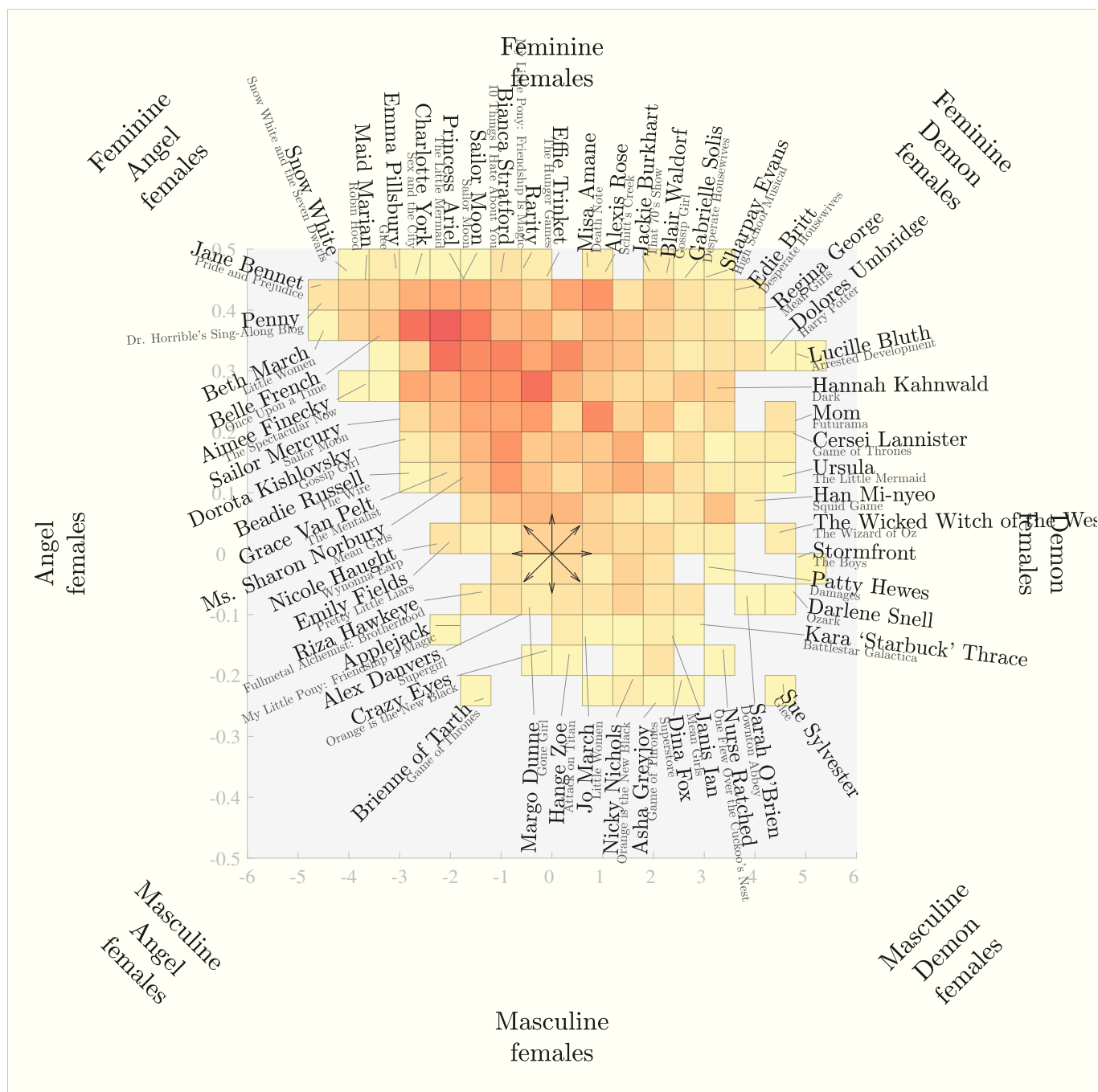


Figure S8: This ousiogram depicts canonically female characters with their {masculine/feminine} score on the vertical axis and their {Angel/Demon} rating on the horizontal axis. The color of each block corresponds to the number of characters that demonstrates scores within the block's range; darker colors indicate more characters fall within that range than lighter color blocks, which may only contain one character.

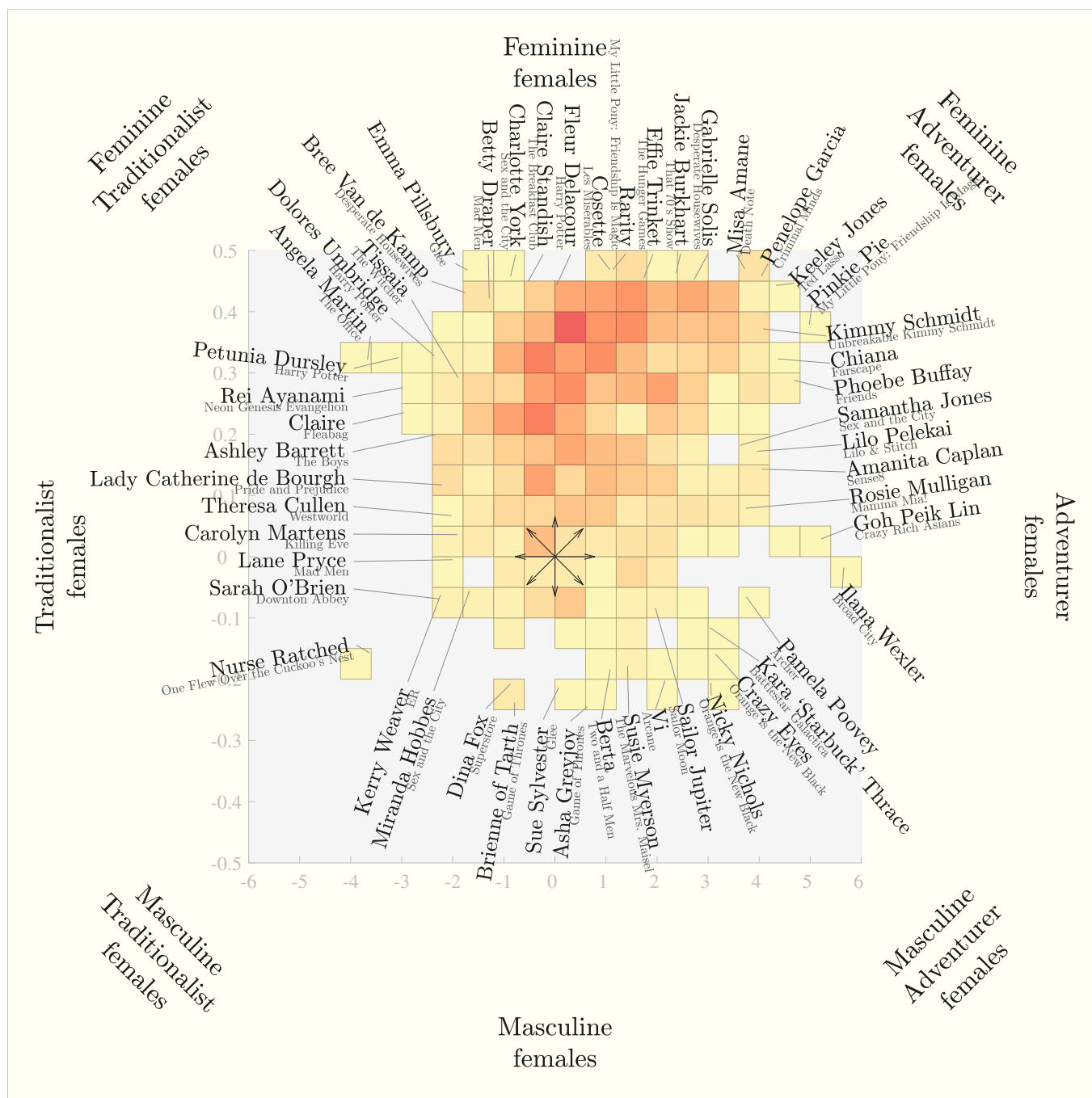


Figure S9: This ousiogram depicts canonically female characters with their {masculine/feminine} score on the vertical axis and their {Traditionalist/Adventurer} rating on the horizontal axis. The color of each block corresponds to the number of characters that demonstrates scores within the block's range; darker colors indicate more characters fall within that range than lighter color blocks, which may only contain one character.

Figure S10: This ouisiogram depicts canonically female characters with their {masculine/↔feminine/} score on the vertical axis and their {**Lone Wolf**/↔**Diva**/} rating on the horizontal axis. The color of each block corresponds to the number of characters that demonstrates scores within the block's range; darker colors indicate more characters fall within that range than lighter color blocks, which may only contain one character.

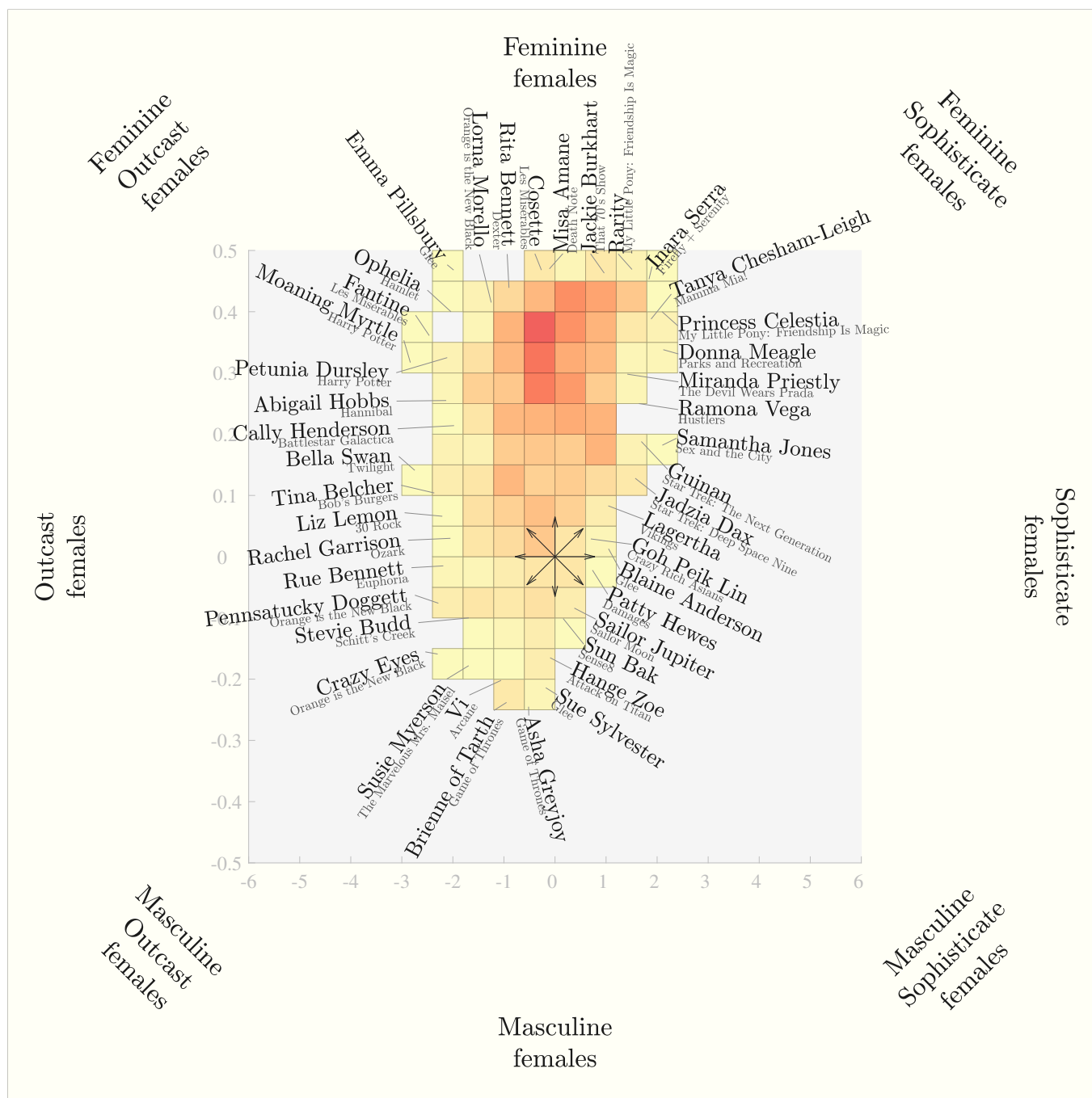


Figure S11: This ousiogram depicts canonically female characters with their {masculine/feminine} score on the vertical axis and their {Outcast/Sophisticate} rating on the horizontal axis. The color of each block corresponds to the number of characters that demonstrates scores within the block's range; darker colors indicate more characters fall within that range than lighter color blocks, which may only contain one character.

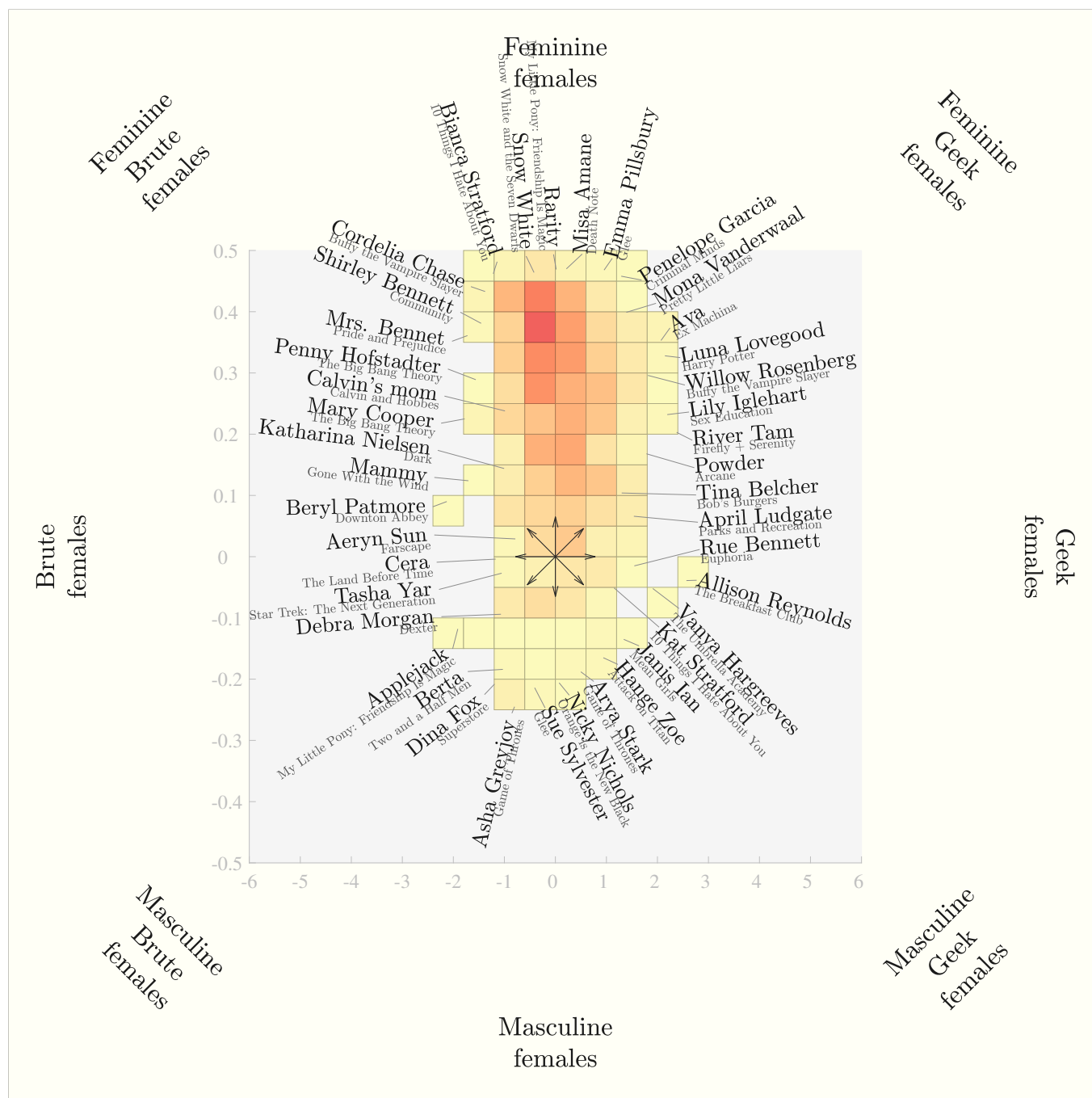


Figure S12: This ousiogram depicts canonically female characters with their {masculine/feminine} score on the vertical axis and their {Brute/Geek} rating on the horizontal axis. The color of each block corresponds to the number of characters that demonstrates scores within the block's range; darker colors indicate more characters fall within that range than lighter color blocks, which may only contain one character.