

Complex Moments, Gamma and Riemann Zeta Functions unified by the Parabolic Mellin Transform

Peter Reinhard Hansen[§]

Chen Tong[‡]

[§]Department of Economics, University of North Carolina at Chapel Hill

[‡]School of Economics, Xiamen University

February 20, 2026

Abstract

We present a unified integral framework based on the Fourier-Laplace transform evaluated along a vertical line in the complex plane. By identifying the moment-generating function (MGF) of a random variable with the weights of these integrals, we first establish a general expression for complex fractional moments valid for any random variable with a MGF. Applying this formula to the Gaussian distribution, we recover a global integral representation for the reciprocal Gamma function that unifies it with its reflection. We formalize the underlying operator as the Parabolic Mellin Transform, a holomorphic alternative to the classical Mellin transform that avoids strips of convergence by mapping the vertical line to a parabolic contour. This general framework leads to new meromorphic representations for the Hurwitz and Riemann zeta functions that are valid throughout the critical strip, as well as reformulations of the Riemann hypothesis and the Lindelöf hypothesis.

1 Introduction

The Fourier-Laplace transform is a standard tool for mapping functions between time and frequency domains in physics, engineering, and probability. In probability theory, it appears as the Moment-

Generating Function (MGF), $M_X(z) = \mathbb{E}[e^{zX}]$, typically defined for real z . For purely imaginary arguments, it corresponds to the characteristic function. While the properties of the MGF are well-understood locally, its global properties as a holomorphic operator acting on complex fractional moments are largely unexplored.

In this paper, we introduce a unified framework that utilizes the Fourier-Laplace transform to generate global integral representations for mathematical objects that are traditionally defined by local series or analytic continuation. We formalize this operator as the Parabolic Mellin Transform (PMT). This name reflects a parabolic path of integration that wraps around the origin and its relation to the classical Mellin transform. While the standard approach to fractional calculus is often constrained by vertical strips of convergence, the parabolic geometry bypasses the branch-cut and enforces rapid decay. This yields integral representations valid for all $z \in \mathbb{C}$ for fundamental objects in classical analysis and number theory.

Our analysis consists of a sequence of interconnected results. First, we derive a general closed-form integral for the absolute fractional moments of any random variable with a well-defined MGF. Second, applying this formula to the Gaussian distribution reveals a hidden duality in the Gamma function. We derive a single global integral, $G(z)$, which defines the Reciprocal Gamma function directly ($1/\Gamma(z) \propto G(z)$), and simultaneously encodes the Gamma function itself via the reflection $G(1 - z)$. This unifies two objects that are classically defined by distinct integrals with different topological requirements into a single holomorphic form. Third, we leverage the scaling properties of the Gaussian integral to represent the general Dirichlet term $(n + a)^{-s}$, which allows us to extend the analysis to the Riemann and Hurwitz zeta functions.

To the best of our knowledge, this is the first representation of the Riemann zeta function derived directly via the Fourier-Laplace transform of a probability distribution. This probabilistic derivation circumvents the topological complexities of established methods. Unlike the classical Hankel contour, which requires topological deformation around the branch cut, or the Riemann-Siegel integral, which involves complex theta-function identities, our formula arises directly from the Fourier-Laplace transform of the geometric distribution. This leads to an intrinsic definition of the zeta function on the critical strip via holomorphic integral transforms, providing a tractable analytic framework for investigating the Riemann hypothesis alongside a reformulation of the Lindelöf hypothesis.

A central technical device in the paper is the Parabolic Mellin Transform (PMT), defined by

integrating along the vertical line $w = \sigma + it$ and mapping to the parabolic contour $u = w^2$. This geometry forces $\operatorname{Re}(u) \rightarrow -\infty$ as $|t| \rightarrow \infty$, so exponential weights become strongly damped and many transforms admit stable integral representations. The PMT is particularly effective for composite weights of the form $f(u) = g(e^u)$: it converts exponential-series expansions into classical Dirichlet factors in the Dirichlet variable $s = z + \frac{1}{2}$, while isolating the contour geometry into a single universal factor $G(z)$. Table 1 summarizes a dictionary of resulting transforms, including zeta-type families as well as special-function deformations such as the parabolic cylinder and the incomplete Gamma function.

The remainder of the paper is organized as follows. Section 2 establishes the general theory of the CMGF and derives the integral representation for absolute moments. Section 3 applies this theory to the Normal distribution to recover the unified Gamma integral, and extends the result to analytic number theory, providing new representations for the Hurwitz and Riemann zeta functions. In Section 4, we formalize the Parabolic Mellin Transform, establishing its geometric properties, operational rules, and providing a dictionary of fundamental transforms. Section 5 concludes.

2 General Theory

We use the notation $w = \sigma + it \in \mathbb{C}$ where $\sigma > 0$ is a fixed constant. Throughout the paper, we adopt the principal branch of the logarithm with the branch cut along the negative real axis $(-\infty, 0]$. This ensures that the complex power function $w^r = \exp(r \log w)$ is single-valued and holomorphic on the open half-plane $\operatorname{Re}(w) > 0$, which contains our initial path of integration: $t \mapsto \sigma + it$. This vertical line maps to the parabolic contour $u = (\sigma + it)^2$ utilized later in the Parabolic Mellin Transform.

Our framework relies on a fundamental contour integration result,

$$\int_{-\infty}^{\infty} \frac{e^{-itx}}{w^{r+1}} dt = 0, \quad (1)$$

that we label the *Vanishing Identity*. This result follows from standard contour integration techniques, see Lemma A.1.

From this identity, we can derive a global integral representation for the absolute power function $|x|^r$.

Lemma 1 (Integral Representation of Absolute Powers). *Let $w = \sigma + it$ with $\sigma > 0$. For any real $x \neq 0$*

and any $r \in \mathbb{C}$ with $\text{Re}(r) > -1$, we have the identity:

$$|x|^r = \frac{\Gamma(r+1)}{2\pi} \int_{-\infty}^{\infty} \frac{e^{wx} + e^{-wx}}{w^{r+1}} dt. \quad (2)$$

Proof. Recall the standard integral representation for the power function via the inverse Laplace transform. For $x > 0$, we have:

$$x^r = \frac{\Gamma(r+1)}{2\pi i} \int_{\sigma-i\infty}^{\sigma+i\infty} \frac{e^{ux}}{u^{r+1}} du = \frac{\Gamma(r+1)}{2\pi} \int_{-\infty}^{\infty} \frac{e^{wx}}{w^{r+1}} dt.$$

Since $\int_{-\infty}^{\infty} \frac{e^{-wx}}{w^{r+1}} dt = e^{-\sigma x} \int_{-\infty}^{\infty} \frac{e^{-itx}}{w^{r+1}} dt = 0$ for $x > 0$ by (1), we have

$$x^r = \frac{\Gamma(r+1)}{2\pi} \int_{-\infty}^{\infty} \frac{e^{wx} + e^{-wx}}{w^{r+1}} dt \quad (\text{for } x > 0).$$

For $x < 0$, let $x = -y$ where $y > 0$. Then $|x|^r = y^r$. The integrand becomes symmetric with respect to the sign of x : $e^{w(-y)} + e^{-w(-y)} = e^{-wy} + e^{wy}$, and the formula holds identically for all $x \in \mathbb{R} \setminus \{0\}$. \square

Remark 1. Analogous expressions can be derived for integer moments x^k and positive-part moments x_+^r (where $x_+ = \max(0, x)$). We note that general integral representations for positive-part moments via the Fourier-Laplace transform have been established by Pinelis (2011). Specifically, his Theorem 1 derives a vertical-line integral for $\mathbb{E}[X_+^p]$ involving the complex moment-generating function. However, whereas Pinelis restricts attention to real positive moments, our framework explicitly treats r as a complex variable, extending the validity of these representations to complex fractional moments in the half-plane $\text{Re}(r) > -1$. However, for the remainder of this paper, we focus on the absolute moment $|x|^r$ with $\text{Re}(r) > 0$ and its application to the Gaussian distribution, because this leads directly to the global representations of the Gamma and zeta functions.

2.1 Integral Representation of Moments

We now define the Complex Moment-Generating Function (CMGF) method. By substituting the random variable X for x in Lemma 1 and applying the expectation operator, we obtain the following integral expression for absolute moments.

Theorem 1 (Absolute Moments). *Let X be a random variable and suppose there exists $\sigma > 0$ such that $\mathbb{E}[e^{\pm\sigma X}] < \infty$. Let $w = \sigma + it$. For any $r \in \mathbb{C}$ with $\text{Re}(r) > 0$, the absolute moment is given by:*

$$\mathbb{E}|X|^r = \frac{\Gamma(r+1)}{2\pi} \int_{-\infty}^{\infty} \frac{M_X(w) + M_X(-w)}{w^{r+1}} dt, \quad (3)$$

where $M_X(\cdot)$ is the moment-generating function for X .

Proof. Apply the expectation operator $\mathbb{E}[\cdot]$ to both sides of the identity in Lemma 1 with $x = X$. To apply Fubini's theorem, we verify the absolute convergence

$$\begin{aligned} \mathbb{E} \left[\int_{-\infty}^{+\infty} \left| \frac{e^{wX} + e^{-wX}}{w^{r+1}} \right| dt \right] &= \int_{-\infty}^{+\infty} \mathbb{E} \left| \frac{e^{wX} + e^{-wX}}{w^{r+1}} \right| dt \\ &\leq [M_X(\sigma) + M_X(-\sigma)] \int_{-\infty}^{+\infty} \left| \frac{1}{w^{r+1}} \right| dt \\ &\leq e^{\pi|\text{Im}(r)|} [M_X(\sigma) + M_X(-\sigma)] \int_{-\infty}^{+\infty} (\sigma^2 + t^2)^{-(\text{Re}(r)+1)/2} dt \\ &= e^{\pi|\text{Im}(r)|} [M_X(\sigma) + M_X(-\sigma)] \frac{\sqrt{\pi} \Gamma\left(\frac{\text{Re}(r)}{2}\right)}{\sigma^{\text{Re}(r)} \Gamma\left(\frac{\text{Re}(r)+1}{2}\right)} < \infty, \end{aligned}$$

where we used $\left| \frac{1}{z^{r+1}} \right| \leq e^{\pi|\text{Im}(r)|} \frac{1}{|z|^{\text{Re}(r)+1}}$. Recognizing $\mathbb{E}[e^{wX}] = M_X(w)$ yields the result. \square

If $\Pr(X = 0) = 0$, the identity (3) extends to $\text{Re}(r) > -1$ (provided the moment exists and interpreting the integral as a limit of symmetric truncations for $-1 < \text{Re}(r) \leq 0$). However, establishing this conditional convergence requires a more lengthy contour integration argument. Here, we focus on the positive moments because they suffice for our main results.

3 Connection to Special Functions

Next, we apply the moment expression in Theorem 1 to the Gaussian distribution. This leads to a new expression for the Gamma function, which we proceed to extend new global representations for the Riemann and Hurwitz zeta functions.

3.1 The Gamma Function and its Reciprocal

Theorem 2 (Unified Gamma Representation). *Let*

$$G(z) \equiv \int_{-\infty}^{\infty} w^{2z} e^{w^2} dt, \quad w = \sigma + it, \quad \sigma > 0.$$

Then:

$$\frac{1}{\Gamma(s)} = \frac{1}{\pi} G\left(\frac{1}{2} - s\right) \quad \text{and} \quad \Gamma(s) \sin(\pi s) = G\left(s - \frac{1}{2}\right). \quad (4)$$

Equivalently, $G(z) = \cos(\pi z) \Gamma\left(\frac{1}{2} + z\right)$ and its reciprocal $G(z) = \pi \frac{1}{\Gamma\left(\frac{1}{2} - z\right)}$ for all $z \in \mathbb{C}$, such that G unifies the Gamma function and its reciprocal.

Proof. For the standard normal distribution $X \sim \mathcal{N}(0, 1)$, we equate the known absolute moment $\mathbb{E}|X|^r = \pi^{-1/2} 2^{r/2} \Gamma\left(\frac{r+1}{2}\right)$ for $r > 0$ with the integral representation in Theorem 1. Using $M_X(w) = e^{w^2/2}$ and the Legendre duplication formula $\Gamma(r+1) = \pi^{-1/2} 2^r \Gamma\left(\frac{r+1}{2}\right) \Gamma\left(\frac{r}{2} + 1\right)$, we obtain:

$$\frac{2^{r/2}}{\sqrt{\pi}} \Gamma\left(\frac{r+1}{2}\right) = \frac{2^r \Gamma\left(\frac{r+1}{2}\right) \Gamma\left(\frac{r}{2} + 1\right)}{\pi \sqrt{\pi}} \int_{-\infty}^{\infty} w^{-(r+1)} e^{w^2/2} dt.$$

Simplifying and substituting $s = \frac{r}{2} + 1$ yields the intermediate identity $\frac{1}{\Gamma(s)} = \frac{2^{s-1}}{\pi} \int_{-\infty}^{\infty} w^{1-2s} e^{w^2/2} dt$ for real $s > 1$. The scaling $w \mapsto w\sqrt{2}$ eliminates the powers of 2, resulting in the identity for the reciprocal Gamma function, $1/\Gamma(s)$ for $s > 1$. To extend this to all $s \in \mathbb{C}$, observe that $1/\Gamma\left(\frac{1}{2} - s\right)$ is an entire function. Similarly, $G(z)$ is entire because the Gaussian factor $e^{w^2} \propto e^{-t^2}$ ensures the integral converges uniformly on any compact set. By the Identity Theorem, the equality holds for all $s \in \mathbb{C}$.

Finally, to establish the second identity, we apply Euler's reflection formula $\Gamma(s)\Gamma(1-s) = \frac{\pi}{\sin(\pi s)}$ and apply the first identity to $\pi/\Gamma(1-s) = G\left(s - \frac{1}{2}\right)$. This completes the proof. \square

Remark 2. The result in Theorem 2 resembles the classical result established by Laplace, $\frac{1}{\Gamma(s)} = \frac{1}{2\pi} \int_{-\infty}^{\infty} w^{-s} e^{w^2} dt$, which Laplace first described as a “résultat assez remarquable” in 1785 (Laplace, 1785, p. 264) and later as a “résultat remarquable” in his 1812 treatise (Laplace, 1812, p. 134). To the best of our knowledge, the globally convergent Gaussian form derived in Theorem 2 is new. It does not appear in standard compendiums, while the classical Laplace integral can be found in Nielsen (1906, §63.8), Pribitkin (2002), and Gradshteyn and Ryzhik (2007).¹ Furthermore, while Laplace's formula requires

¹We note that the corresponding entry in (Gradshteyn and Ryzhik, 2007, eq. 8.315.2) contains a typographical error: the

$\operatorname{Re}(s) > 0$ and converges only conditionally, our integral contains the factor e^{w^2} . Since $|e^{w^2}| \propto e^{-t^2}$ along the integration path, this guarantees absolute convergence over the entire complex plane.

The strong Gaussian decay of the integrand in Theorem 1 ensures uniform convergence on compact sets, permitting differentiation under the integral sign. This leads to integral representations for the derivatives of the Gamma function. For instance, by differentiating the identity for $1/\Gamma(z)$, we obtain a Gaussian-regularized expression for the digamma function $\psi(z)$ and the Euler-Mascheroni constant.

Corollary 1 (Integral Representations for $\psi(z)$ and γ). *Differentiating the identity in Theorem 2 with respect to z yields the following ratio of integrals for the digamma function $\psi(z) = \Gamma'(z)/\Gamma(z)$:*

$$\psi(z) = \frac{\int_{-\infty}^{\infty} w^{1-2z} e^{w^2} \log(w^2) dt}{\int_{-\infty}^{\infty} w^{1-2z} e^{w^2} dt}, \quad z \in \mathbb{C} \setminus \{0, -1, \dots\}.$$

In the special case $z = 1$, using the identity $\psi(1) = -\gamma$, we recover the Euler-Mascheroni constant as:

$$\gamma = -\frac{1}{\pi} \int_{-\infty}^{\infty} w^{-1} e^{w^2} \log(w^2) dt.$$

3.2 Riemann and Hurwitz zeta Functions

We now extend the framework to Dirichlet series. First, we define the generalized G -integral,

$$G(z, \alpha) \equiv \int_{-\infty}^{\infty} w^{2z} e^{\alpha w^2} dt, \quad \alpha > 0, \quad w = \sigma + it, \quad \sigma > 0.$$

A simple change of variables (see Lemma A.3) establishes the scaling property for the normalizing integral:

$$G(z, \alpha) = \alpha^{-(z+1/2)} G(z).$$

Applying this with scaling factor $\alpha = n + a > 0$ and $z = s - 1/2$ yields the fundamental identity

$$\frac{1}{(n+a)^s} = \frac{G(s - \frac{1}{2}, n+a)}{G(s - \frac{1}{2})}, \quad s \in \mathbb{C} \setminus \mathbb{N}. \quad (5)$$

where the integers, $\mathbb{N} = \{1, 2, \dots\}$, are excluded because $G(s - \frac{1}{2})$ vanishes at the positive integers.

denominator is printed as $(a + it)^2$ rather than the correct $(a + it)^z$.

Analogous to G we define, for $\alpha > 0$,

$$\begin{aligned} R(z, \alpha) &\equiv \int_{-\infty}^{\infty} w^{2z} \frac{e^{\alpha w^2}}{1 - e^{w^2}} dt, & \sigma \in (0, \sqrt{\pi}), \\ D(z, \alpha) &\equiv \int_{-\infty}^{\infty} w^{2z} \frac{e^{\alpha w^2}}{1 + e^{w^2}} dt, & \sigma \in (0, \sqrt{\pi/2}), \end{aligned}$$

and denote the standard forms as $R(z) \equiv R(z, 1)$ and $D(z) \equiv D(z, 1)$. Like $G(z, \alpha)$ these are entire functions, see Lemma A.2.

Theorem 3 (Integral Representation of zeta Functions). *For any $s \in \mathbb{C} \setminus \mathbb{N}$ and $a > 0$, the Hurwitz zeta function and alternating zeta function are given by:*

$$\zeta(s, a) = \frac{R(s - \frac{1}{2}, a)}{G(s - \frac{1}{2})}, \quad \eta(s, a) = \frac{D(s - \frac{1}{2}, a)}{G(s - \frac{1}{2})},$$

respectively, with $w = \sigma + it$ where the first identity holds for $\sigma \in (0, \sqrt{\pi})$ and the latter for $\sigma \in (0, \sqrt{\pi/2})$.

Proof. We use the identity (5) and consider the partial sum of the Hurwitz zeta function for the first N terms. Linearity of the integral yields:

$$\begin{aligned} G(s - \frac{1}{2}) \sum_{n=0}^{N-1} (n + a)^{-s} &= \int_{-\infty}^{\infty} w^{2s-1} e^{aw^2} \left(\sum_{n=0}^{N-1} (e^{w^2})^n \right) dt \\ &= \int_{-\infty}^{\infty} w^{2s-1} \frac{e^{aw^2}}{1 - e^{w^2}} dt - \int_{-\infty}^{\infty} w^{2s-1} \frac{e^{(N+a)w^2}}{1 - e^{w^2}} dt, \end{aligned}$$

where we used the algebraic identity $\sum_{n=0}^{N-1} q^n = \frac{1-q^N}{1-q}$. Next, we take the limit as $N \rightarrow \infty$. The left-hand side converges to $G(s - \frac{1}{2})\zeta(s, a)$ (for $\text{Re}(s) > 1$). The right-hand side converges to $R(s - \frac{1}{2}, a)$ because the remainder term vanishes (see Lemma A.4). This proves the identity for $\zeta(s, a)$.

Similarly, for the alternating zeta function $\eta(s, a)$, we sum the integrals with alternating signs $(-1)^n$. Utilizing the geometric series $\sum_{n=0}^{N-1} (-1)^n q^n = \frac{1-(-q)^N}{1+q}$ with $q = e^{w^2}$, we obtain the generating function $\frac{e^{aw^2}}{1+e^{w^2}}$ in the limit, which corresponds to $D(s - 1/2, a)$. (The vanishing of the alternating remainder follows a fortiori, since the weight $|1 + e^{w^2}|^{-1}$ is strictly bounded by $|1 - e^{w^2}|^{-1}$ near the origin). By the Identity Theorem, since both sides are meromorphic functions of s , the equalities hold on the entire domain $\mathbb{C} \setminus \mathbb{N}$. \square

For the classical functions ($a = 1$) we have the simplified forms:

$$\zeta(s) = \frac{R(z)}{G(z)} \quad \text{and} \quad \eta(s) = \frac{D(z)}{G(z)} \quad \text{for} \quad z = s - \frac{1}{2}.$$

This shift to z centers the critical strip on the imaginary axis $\text{Re}(z) = 0$. Moreover, $G(z) = \cos(\pi z)\Gamma(z + \frac{1}{2})$ has no zeros in the open strip $|\text{Re}(z)| < \frac{1}{2}$ (its zeros from $\cos(\pi z)$ occur only on the boundary), so within this strip the zeros of $\zeta(s)$ correspond exactly to the zeros of $R(z)$, and likewise for $\eta(s)$ and $D(z)$. Since $\eta(s) = (1 - 2^{1-s})\zeta(s)$, the functions share the same zeros within the critical strip $0 < \text{Re}(s) < 1$. Consequently, the Riemann Hypothesis is equivalent to the statement that all nontrivial zeros of $R(z)$ in the strip $|\text{Re}(z)| < \frac{1}{2}$ lie on the imaginary axis $\text{Re}(z) = 0$. The same statement holds with $R(z)$ replaced by $D(z)$.

Note that for $s = 1/2$ we have a compact expression involving a globally convergent integral that requires no regularization terms:

$$\zeta(\tfrac{1}{2}) = \frac{1}{\sqrt{\pi}} \int_{-\infty}^{\infty} \frac{1}{e^{-w^2} - 1} dt, \quad w = \sigma + it, \quad \sigma \in (0, \sqrt{\pi}).$$

More generally, on the critical line, we have $\zeta(\frac{1}{2} + i\tau) = R(i\tau)/G(i\tau)$, where the denominator is $G(i\tau) = \cosh(\pi\tau)\Gamma(\frac{1}{2} + i\tau) \sim \sqrt{\pi/2}e^{\pi|\tau|/2}$, using $|\Gamma(\frac{1}{2} + i\tau)| = \sqrt{\pi/\cosh(\pi\tau)}$ and $\cosh(\pi\tau) \sim \frac{1}{2}e^{\pi|\tau|}$. Consequently, for the Lindelöf hypothesis, which is implied by the Riemann hypothesis, we have the following result.

Corollary 2. *The Lindelöf hypothesis, which states that for any $\epsilon > 0$, $|\zeta(\frac{1}{2} + i\tau)| = O(\tau^\epsilon)$, is equivalent to the growth condition:*

$$|R(i\tau)| = \left| \int_{-\infty}^{\infty} w^{2i\tau} \frac{1}{e^{-w^2} - 1} dt \right| = O\left(e^{\frac{\pi|\tau|}{2}} |\tau|^\epsilon\right).$$

Remark 3. We can express the Riemann zeta function as

$$\zeta(s) = \frac{\Gamma(1-s)}{\pi} \int_{-\infty}^{\infty} \frac{w^{2s-1}}{e^{-w^2} - 1} dt, \quad s \in \mathbb{C} \setminus \mathbb{N}. \quad (6)$$

This structure resembles that of the Bose-Einstein integral, $\Gamma(s)\zeta(s) = \int_0^\infty \frac{t^{s-1}}{e^t - 1} dt$. Similarly, the alternating integral $D(z)$ (related to $\eta(s)$) resembles the Fermi-Dirac integral, $\Gamma(s)\eta(s) = \int_0^\infty \frac{t^{s-1}}{e^t + 1} dt$.

An important distinction is that $R(z)$ and $D(z)$, unlike these classical Mellin transforms, are well-defined for all $z \in \mathbb{C}$ without analytic continuation. The underlying reason is that the integrand $w^{2z}(e^{-w^2} \pm 1)^{-1}$ decays rapidly as $t \rightarrow \pm\infty$ for any complex z . This global Gaussian decay also makes the parabolic representations numerically stable for complex s , since the integrals can be evaluated directly without strip restrictions or auxiliary analytic continuation.

Remark 4 (Jensen, 1895). A related global integral representation is

$$(s-1)\zeta(s) = 2\pi \int_{-\infty}^{\infty} \frac{(\frac{1}{2} + it)^{1-s}}{(e^{\pi t} + e^{-\pi t})^2} dt,$$

which was derived by Jensen (1895) using contour integration techniques. In contrast, the formula in (6) arises as a Fourier-Laplace transform of a probability distribution. The resulting weight involving e^{-w^2} (rather than Jensen's $\cosh^{-2}(\pi t)$) offers a distinct analytical framework based on global Gaussian decay. This explicitly connects the zeta function to the standard *heat kernel*, $K(x, t) = \frac{1}{\sqrt{4\pi t}} e^{-x^2/4t}$, rather than the hyperbolic geometry of classical representations.

3.3 Parabolic Geometry and the Hankel Contour

The integral representations derived above rely on the geometry of the mapping $w \mapsto w^2$. By substituting $u = w^2$, we can interpret $R(z)$ not merely as a transform of a probability distribution, but as a global regularization of Riemann's classical contour integral. Consider the change of variables $u = w^2$, which maps the vertical line of integration $w = \sigma + it$ to a parabolic contour \mathcal{P} in the u -plane given by $u(t) = (\sigma^2 - t^2) + 2i\sigma t$, as illustrated in Figure 1. Using the differential relation $dt = (2i\sqrt{u})^{-1} du$, the integral for the zeta-generating function transforms into:

$$R(z) = \frac{1}{2i} \int_{\mathcal{P}} \frac{u^{z-1/2}}{e^u - 1} du.$$

This expression connects $R(z)$ with Riemann's classical Hankel-contour integral:

$$\zeta(s) = \frac{\Gamma(1-s)}{2\pi i} \int_H \frac{(-u)^{s-1}}{e^u - 1} du,$$

where H is a keyhole contour wrapping around the negative real axis. While the classical path H must pass infinitesimally close to the origin to avoid the branch cut, the parabolic path \mathcal{P} maintains a strictly

positive distance from the origin (with the vertex at $u = \sigma^2$). This geometric separation ensures the integrand remains non-singular and numerically stable for all $s \in \mathbb{C}$, avoiding the singularity at $u = 0$ inherent in the classical representation.

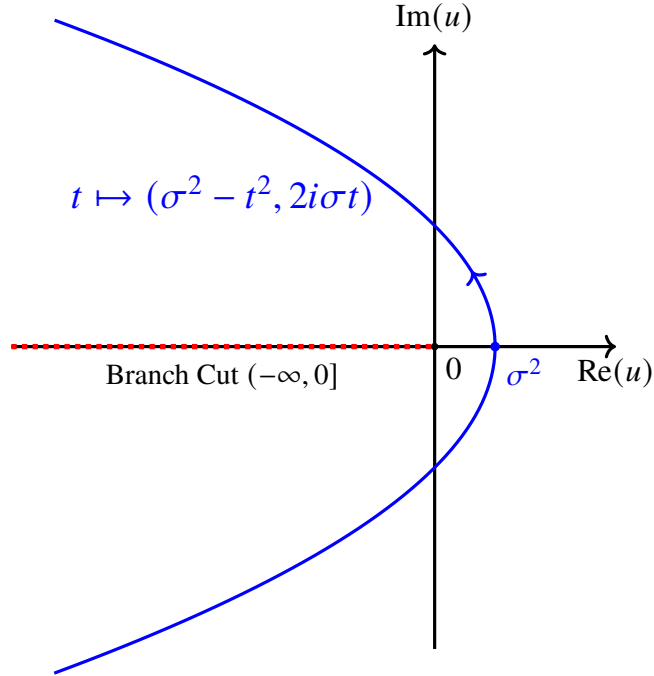


Figure 1: The image of the vertical line $w = \sigma + it$ under the mapping $w \mapsto u = w^2$. The resulting parabolic contour $t \mapsto (\sigma^2 - t^2, 2i\sigma t)$ wraps around the origin at a distance σ^2 , avoiding the branch cut on the negative real axis. As $t \rightarrow \pm\infty$, the real part of $u = w^2$ tends to $-\infty$, enforcing rapid decay of $e^{\alpha w^2}$ for $\alpha > 0$.

3.4 Symmetrized Integrals and the Critical Line

We can exploit the symmetry of the integrals, R and D , to analyze the critical strip. A possible candidate is the symmetric difference function,

$$S(z) = \frac{1}{2}[R(z) - R(-z) + D(z) - D(-z)],$$

that vanishes whenever $R(z)$ vanishes (because $R(z) = 0$ implies $R(-z) = D(z) = D(-z) = 0$ on the critical strip). Thus, the non-trivial zeros of $\zeta(s)$ are a subset of the zeros of $S(z)$, and $S(z)$ has additional zeros, including the obvious root at $z = 0$, (corresponding to $s = 1/2$, where $\zeta(s) \neq 0$), because $S(z)$ is an odd function.

Proposition 1. Let $u_t = (\sigma + it)^2$ with $\sigma \in (0, \sqrt{\pi/2})$ and define the integral function:

$$\mathcal{X}(\tau) \equiv \int_{-\infty}^{\infty} \frac{\sin(\tau \log u_t)}{\sinh(u_t)} dt. \quad (7)$$

Then $\mathcal{X}(\tau) = -iS(i\tau)$, such that if all roots of $\mathcal{X}(\tau) = 0$ satisfying $|\operatorname{Im}(\tau)| < 1/2$ are real, then the Riemann Hypothesis is true.

This function, $\mathcal{X}(\tau)$, resembles Riemann's $\Xi(t)$, as it is real-valued for real τ (as a consequence of the conjugate symmetry, $f(-t) = \overline{f(t)}$). The non-trivial zeros of the Riemann zeta function correspond to a subset of the roots of $\mathcal{X}(\tau)$.

Proof. We combine the weight functions of R and D and write $u = w^2$. From

$$\frac{1}{e^{-u} - 1} + \frac{1}{e^{-u} + 1} = \frac{(e^{-u} + 1) + (e^{-u} - 1)}{e^{-2u} - 1} = \frac{2}{e^{-u} - e^u} = -\frac{1}{\sinh(u)},$$

it follows that

$$S(z) = -\frac{1}{2} \int_{-\infty}^{\infty} \frac{u_t^z - u_t^{-z}}{\sinh(u_t)} dt = -\int_{-\infty}^{\infty} \frac{\sinh(z \log u_t)}{\sinh(u_t)} dt,$$

where we used $u^z - u^{-z} = e^{z \log u} - e^{-z \log u} = 2 \sinh(z \log u)$. Substituting $\tau = -iz$ (which implies $z = i\tau$) and $\sinh(i\tau \log u) = i \sin(\tau \log u)$ it follows that $S(i\tau) = -i\mathcal{X}(\tau)$ and the condition $S(z) = 0$ for $|\operatorname{Re}(z)| < \frac{1}{2}$ is equivalent to $\mathcal{X}(\tau) = 0$ for $|\operatorname{Im}(\tau)| < \frac{1}{2}$. \square

The integral form of $\mathcal{X}(\tau)$ indicates a possible connection to the theory of Pólya Frequency Functions that characterizes kernels yielding real zeros in the Fourier domain, Pólya (1923).

4 The Parabolic Mellin Transform

The unified treatment of the Gamma and zeta functions in the preceding sections leads to a general integral operator with distinct geometric and convergence properties. We will refer to this operator as the *Parabolic Mellin Transform* (PMT). In this section, we establish its operational properties and provide a dictionary relating standard functions to their parabolic transforms.

4.1 Definition and Geometry

Let $f(u)$ be a function defined on the complex plane such that $f(u)$ is holomorphic in a neighborhood of the integration path and decays sufficiently fast as $|w| \rightarrow \infty$. We define the PMT of f , denoted by $\mathcal{P}[f](z)$, as:

$$\mathcal{P}[f](z) = \int_{-\infty}^{\infty} w^{2z} f(w^2) dt, \quad (8)$$

where the integration is performed along the vertical line $w = \sigma + it$ with $\sigma > 0$.

The quadratic mapping $w \mapsto w^2$ transforms the vertical line of integration for w into a parabolic contour for $u = w^2$ that wraps around the origin without intersecting the negative real axis. This has two advantages over the classical Mellin transform: First, the kernel w^{2z} avoids the branch cut of the logarithm, rendering $\mathcal{P}[f](z)$ an entire function of z for a wide class of f . Second, the mapping imparts strong decay properties to the integrand. Specifically, if $f(w^2)$ possesses exponential decay (e.g., e^{w^2}), the integrand decays as $O(e^{-t^2})$ at both ends of the path of integration. This ensures absolute convergence over the entire complex z -plane for a class of rapidly decreasing functions. This class includes the Gaussian generating function $e^{\alpha w^2}$ and the geometric generating functions governing the Zeta functions, but excludes weights with merely polynomial decay, for which the domain of convergence would be restricted to a half-plane.

Remark 5 (Parabolic Aperture). The parameter σ acts as a geometric “aperture” controlling the width of the parabolic path. The parabola crosses the imaginary axis at $\pm 2\sigma^2$, where $\sigma^2 - t^2 = 0$. For weights $f(u)$ with poles on the imaginary axis (such as the Riemann zeta weights $f(u) = e^u/(1 - e^u)$), the path will pass between the origin and the first set of poles if the aperture $2\sigma^2$ is strictly less than the pole’s imaginary ordinate. Increasing σ beyond this aperture forces the contour to wrap around the poles, incorporating their residues into the transform.

4.2 Properties of Parabolic Mellin Transform

The Parabolic Mellin Transform is similar to the classical Mellin transform. However, due to the quadratic scaling $u = w^2$, the index shifts are by integers rather than scaling factors, and the “base index” is shifted by $1/2$.

Proposition 2. *The PMT transform satisfies the following properties:*

(i) *Linearity:* $\mathcal{P}[c_1 f_1 + c_2 f_2](z) = c_1 \mathcal{P}[f_1](z) + c_2 \mathcal{P}[f_2](z)$.

(ii) *Scaling*: For any constant $\alpha > 0$, $\mathcal{P}[f(\alpha u)](z) = \alpha^{-(z+1/2)} \mathcal{P}[f](z)$.

(iii) *Monomial Shift*: Multiplication by the variable u corresponds to a shift in the index: $\mathcal{P}[u^k f(u)](z) = F(z+k)$, $k \in \mathbb{N}$.

(iv) *Differentiation with respect to z* : $\frac{d}{dz} \mathcal{P}[f(u)](z) = \mathcal{P}[f(u) \log u](z)$.

(v) *Dirichlet Composition*: Consider the composite weight $f(u) = g(e^u)$, where $g(q) = \sum_{n=1}^{\infty} a_n q^n$. Then $\mathcal{P}[g(e^u)](z) = G(z) D_g(z+1/2)$ with $D_g(s) = \sum_{n=1}^{\infty} a_n n^{-s}$.

(vi) *Connection to classical Mellin*: If $\mathcal{M}[f](s) = \int_0^{\infty} x^{s-1} f(x) dx$ is the classical Mellin transform, then:

$$\mathcal{P}[f](z) \propto \cos(\pi z) \mathcal{M}[f](z + \frac{1}{2}),$$

where the cosine factor arises from the parabolic contour wrapping around the origin, effectively canceling the poles typically found in $\mathcal{M}[f]$.

(vii) *Parabolic Convolution*: Let $(f \star g)(u)$ denote the multiplicative convolution, $(f \star g)(u) \equiv \int_0^{\infty} f(-y) g(u/y) \frac{dy}{y}$, for $u \in \mathbb{C} \setminus [0, \infty)$. Then $\mathcal{P}[f \star g](z) = \sec(\pi z) \mathcal{P}[f](z) \mathcal{P}[g](z)$.

(viii) *Inversion Formula*: The function $f(u)$ can be recovered from its transform $F(z) = \mathcal{P}[f](z)$ via the integral:

$$f(u) = \frac{1}{2\pi} \int_{-\infty}^{\infty} F(z) \sec(\pi z) (-u)^{-(z+1/2)} d\tau, \quad u \in \mathbb{C} \setminus [0, \infty)$$

where $z = \gamma + i\tau$ and γ is a fixed constant in the strip of holomorphy.

We have already established some of these properties for the Gaussian generating function in Theorem 2. The identity in (v) unifies the results for the Riemann zeta function ($a_n = 1$), the Dirichlet Eta function ($a_n = (-1)^{n-1}$), and the Polylogarithms ($a_n = n^{-k}$), establishing a direct link between the generating function of a sequence and its Dirichlet series via the Gaussian factor $G(z)$. (vi) connects the Parabolic Mellin with the classical Mellin, from which the last properties follow. The convolution property (vii) highlights that the algebra of the PMT is the product of functions twisted by the reciprocal of the cosine. By analytic continuation, this identity holds throughout the complex u -plane (excluding the positive real axis). The inversion formula (viii) for the classical Mellin transform is established on the negative real axis ($u < 0$). The holomorphy of f ensures the identity extends uniquely to the complex plane.

The Parabolic Mellin Transform serves as the analytical complement to the classical Mellin transform. The classical transform $\mathcal{M}[f](s)$ relies on the decay of $f(x)$ as $x \rightarrow +\infty$ (typified by e^{-x} , which maps

to the Gamma function). In contrast, the parabolic geometry naturally accommodates functions like e^u that decay as $u \rightarrow -\infty$ along the real axis. This allows the PMT to successfully transform generating functions $g(e^u)$, which are often singular or divergent on the positive axis, into Dirichlet series $D_g(s)$. The PMT is also effective because, along the parabolic contour $u = w^2$ with $w = \sigma + it$, it converts exponential-series weights into classical Dirichlet factors in s while isolating the geometry into a single universal factor $G(z)$. In particular, for composite weights of the form $f(u) = g(e^u)$, the transform factorizes into $G(z)$ times the Dirichlet series associated with g , yielding unified and computationally useful representations for Gamma-type, zeta-type, and related special functions.

4.3 Table of Transforms

We provide a dictionary of functions, f , and their corresponding Parabolic Mellin Transforms. This table highlights how the parabolic framework unifies various special functions into a single integral family.

This shows that the Gamma, Riemann zeta, and Dirichlet Eta functions are PMTs of the three elementary generating functions: the exponential, the geometric series, and the alternating geometric series.

The incomplete Gamma entry is particularly useful because it preserves the universal parabolic factorization while introducing a genuine one-parameter deformation: the transform remains a product of a simple s -dependent factor and $\Gamma(\nu + s)$, so the PMT provides a natural way to incorporate truncation/tail effects beyond the pure Gaussian case.

The Fresnel and polylogarithm entries show that the boundary PMT,

$$\mathcal{P}_0[f](z) \equiv \lim_{\sigma \downarrow 0} \int_{-\infty}^{\infty} w^{2z} f(w^2) dt,$$

which is used for these entries, factorizes into the universal parabolic factor $G(z)$ and a classical Dirichlet factor in $s = z + \frac{1}{2}$, linking parabolic contour integrals to zeta-type functions.

Remark 6 (Geometric Interpretation of the Integration Path). The choice of the vertical integration path $w = \sigma + it$ offers important advantages over standard Mellin transforms. Under the mapping $u = w^2$,

Weight Function	$f(u)$	Parabolic Transform $\mathcal{P}[f](z)$	Notes ($s = z + 1/2$)
Rational	$\frac{1}{1-u}$	$\pi, \quad \sigma < 1$	Identity Kernel
Gaussian	e^u	$G(z)$	Gamma Function
Scaled Gaussian	$e^{\alpha u}$	$\alpha^{-s} G(z)$	Scaling Property
Perturbed Exp.	$e^{u/2 - \lambda \sqrt{u}}$	$\sqrt{2\pi} e^{-\lambda^2/4} D_{2z}(\lambda), \quad \text{Re}(\lambda) > 0$	Parabolic Cylinder Fct.
*Incomplete Γ	$\Gamma(\nu, -\lambda u)$	$G(z) \lambda^{-s} \frac{\Gamma(\nu+s)}{\Gamma(s+1)}$	Upper incomplete Γ
Monomial	$u^k e^u$	$G(z+k)$	Shift / Recurrence
Log-Gaussian	$e^u \log(u)$	$G'(z)$	Digamma Function
Geometric	$\frac{e^u}{1-e^u}$	$G(z) \zeta(s) = R(z)$	Riemann zeta $\zeta(s)$
Alternating	$\frac{e^u}{1+e^u}$	$G(z) \eta(s) = D(z)$	Dirichlet Eta $\eta(s)$
Hurwitz	$\frac{e^{au}}{1-e^u}$	$G(z) \zeta(s, a) = R(z, a)$	Hurwitz zeta $\zeta(s, a)$
*Dirichlet L	$\sum_{n=1}^{\infty} \frac{\chi(n) e^{nu}}{n^k}$	$G(z) L(s+k, \chi)$	Dirichlet L -function
*Sine	$\sin(u)$	$-G(z) \sin(\frac{\pi}{2}s)$	Fresnel Sine Integral
*Cosine	$\cos(u)$	$G(z) \cos(\frac{\pi}{2}s)$	Fresnel Cosine Integral
*Polylogarithms	$\text{Li}_k(e^u)$	$G(z) \zeta(s+k) = \frac{R(z+k)}{(-1)^k s \cdots (s+k-1)}$	Dirichlet Series
	$\text{Li}_k(-e^u)$	$-G(z) \eta(s+k)$	Alternating Dirichlet
	$e^{iu} \text{Li}_k(e^u)$	$G(z) \sum_{n=1}^{\infty} \frac{1}{n^k (n+i)^s}$	Complex-shift Dirichlet

* The parabolic integrals for these weights are not absolutely convergent integrals, but are well-defined as the Abel limits, as detailed in Appendix A.5.

Table 1: Dictionary of Parabolic Mellin Transforms. All expressions with ν and λ require $\text{Re}(\nu) > 0$ and $\text{Re}(\lambda) > 0$. We define the Dirichlet variable $s \equiv z + 1/2$. The fundamental function is $G(z) \equiv \mathcal{P}[e^u](z) = \cos(\pi z) \Gamma(s) = \pi / \Gamma(1-s)$.

the vertical line transforms into the parabolic path parametrized by

$$t \mapsto u(t) = (\sigma^2 - t^2) + i(2\sigma t).$$

This parabola opens to the left with its vertex at $u = \sigma^2$, see Figure 1. Because $\sigma > 0$, the path wraps around the origin without ever intersecting the negative real axis (the standard branch cut for u^z). This ensures that u^z remains uniquely defined and holomorphic along the entire contour. Furthermore, as $t \rightarrow \pm\infty$, the real part of the exponent behaves as $\text{Re}(u) = \sigma^2 - t^2 \rightarrow -\infty$, forcing the integrand to decay at a Gaussian rate $O(e^{-t^2})$. This superexponential decay contrasts sharply with the polynomial

decay typical of standard Dirichlet series, rendering the integrals highly stable for numerical evaluation.

Acknowledgments

We thank Christian Berg (University of Copenhagen), Steen Thorbjørnsen (Aarhus University), and Boris Hanin (Princeton University) for their helpful comments and suggestions.

5 Conclusion

We have presented a unified integral framework based on the Fourier-Laplace transform evaluated along a vertical line in the complex plane. By identifying the moment-generating function of a random variable with the weight of these integrals, we have established a bridge between probability theory, classical analysis, and analytic number theory.

The power of this framework lies in its global nature. Unlike the classical Mellin transform or the standard Laplace integral, which are often confined to strips of convergence and require analytic continuation, our representation remains holomorphic over the entire complex plane. This allowed us to derive a global formula for complex fractional moments, valid for any random variable with a finite MGF.

Applying this theory to the Gaussian distribution, we recovered a global integral representation for the Reciprocal Gamma function, avoiding the singularities inherent in the standard definition. When applied to the deterministic sums characterizing Dirichlet series, this yielded a new meromorphic representation of the Hurwitz and Riemann zeta functions. Interestingly, this formulation transforms the Riemann Hypothesis into a question about the orthogonality of the complex powers w^{2z} against a family of hyperbolic weights, based on $R(z)$, $D(z)$, and combinations thereof, including the symmetrized basis $\sinh(z \log w^2)$ against the weight $1/\sinh(w^2)$.

Beyond the absolute-moment representation, the Parabolic Mellin Transform emerged as a unifying framework for evaluating parabolic-contour integrals. The parabolic contour $u = w^2$ enforces rapid decay and many transforms factorize into a single factor, $G(z)$, times a classical analytic component in s . As summarized in Table 1, this produces unified representations spanning Gamma-type functions, zeta-type Dirichlet series, and special functions, such as the incomplete Gamma and parabolic cylinder

functions. These identities provide computationally stable formulas for a broad class of integrals.

References

- I. Pinelis, Positive-part moments via the Fourier-Laplace transform, *Journal of Theoretical Probability* 24 (2011) 409–421.
- P.-S. Laplace, Mémoire sur les approximations des formules qui sont fonctions de très-grands nombres, in: *Mémoires de l'Académie royale des Sciences de Paris, année 1782*, Gauthier-Villars, Paris, 1785, pp. 209–291.
- P.-S. Laplace, *Théorie Analytique des Probabilités*, Courcier, Paris, 1812.
- N. Nielsen, *Handbuch Der Theorie Der Gammafunktion*, Teubner, Leipzig, 1906.
- W. d. A. Pribitkin, Laplace's integral, the gamma function, and beyond, *American Mathematical Monthly* 109 (2002) 235–245.
- I. S. Gradshteyn, I. M. Ryzhik, *Table of Integrals, Series, and Products*, 7th ed., Academic Press, Amsterdam, 2007.
- J. L. W. V. Jensen, Remarques relatives aux réponses de MM. Franel et Kluyver, *L'Intermédiaire des Mathématiciens* II (1895) 346–347.
- G. Pólya, On the zeros of an integral function represented by Fourier's integral, *Messenger of Mathematics* 52 (1923) 185–188.

A Proofs of Auxiliary Results

A.1 Vanishing Identity

Lemma A.1 (Vanishing Identity). *Let $w = \sigma + it$ with $\sigma > 0$. For any $x > 0$ and any $r \in \mathbb{C}$ with $\operatorname{Re}(r) > -1$, we have:*

$$\int_{-\infty}^{\infty} \frac{e^{-itx}}{w^{r+1}} dt = 0.$$

Proof. Consider the function $f(t) = e^{-itx} w^{-(r+1)} = e^{-itx} (\sigma + it)^{-(r+1)}$. For $x > 0$, the term e^{-itx} decays exponentially in the lower half of the complex t -plane. We define a closed contour C_R consisting of the interval $[-R, R]$ on the real axis and a semi-circle of radius R in the lower half-plane. Write $t = u + iv$ with $v \leq 0$ on C_R and set $w = \sigma + it$. The only potential singularity of the integrand arises at $w = 0$, equivalently at $t = i\sigma$. This point lies in the upper half-plane and is therefore outside C_R .

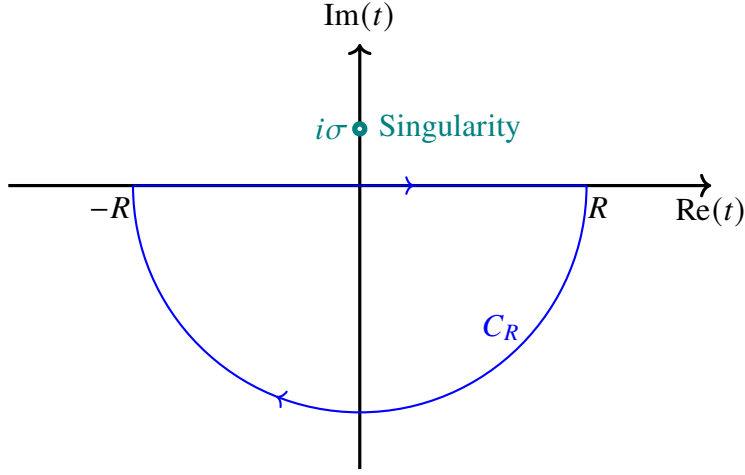


Figure 2: The integration contour C_R in the complex t -plane. The path along the real axis $[-R, R]$ is closed by a semi-circle in the lower half-plane. The singularity at $t = i\sigma$ lies outside the contour.

Moreover, for $t = u + iv$ with $v \leq 0$ on (and inside) C_R we have $w = \sigma + it = \sigma + i(u + iv) = \sigma + iu - v$, $\text{Re}(w) = \sigma - v \geq \sigma > 0$, so the contour lies entirely in the half-plane $\text{Re}(w) > 0$ and hence avoids the principal branch cut of $\log(w)$ on $(-\infty, 0]$. Consequently, the integrand is analytic on and inside C_R , and by Cauchy's theorem, $\oint_{C_R} f(t) dt = 0$.

As $R \rightarrow \infty$, the integral along the circular arc vanishes due to the exponential decay of e^{-itx} (Jordan's Lemma) and the algebraic decay of $|w|^{-(r+1)}$. Therefore, the integral along the real axis must also be zero. \square

A.2 Entire Functions

Lemma A.2 (Holomorphy of the Integral Representations). *For any $\alpha > 0$, the integrals defining $G(z, \alpha)$, $R(z, \alpha)$, and $D(z, \alpha)$ converge uniformly on compact sets to entire functions of z .*

Proof. Fix $\alpha > 0$ and consider the vertical integration contour $w = \sigma + it$. First, regarding convergence: The integrand in all three cases contains the Gaussian factor $e^{\alpha w^2}$. Expanding the exponent $w^2 = (\sigma^2 - t^2) + 2i\sigma t$, we see that the magnitude is governed by:

$$\left| e^{\alpha w^2} \right| = e^{\alpha(\sigma^2 - t^2)}.$$

Since $\alpha > 0$, the term $e^{-\alpha t^2}$ provides strong Gaussian decay as $|t| \rightarrow \infty$. For R and D , the denominators $1 \mp e^{w^2}$ approach 1 as $t \rightarrow \infty$ (because $\text{Re}(w^2) \rightarrow -\infty$), so the convergence is determined solely by the

numerator, ensuring uniform convergence for all z .

Second, regarding singularities: We must ensure the contour avoids the poles of the generating function. The path intersects the imaginary axis only at $t = \pm\sigma$, where $w^2 = \pm 2i\sigma^2$.

- For $D(z, \alpha)$, the poles occur at $w^2 = (2k+1)\pi i$. The condition $\sigma \in (0, \sqrt{\pi/2})$ implies $|2\sigma^2| < \pi$, so the path strictly avoids the first poles at $\pm i\pi$.
- For $R(z, \alpha)$, the poles occur at $w^2 = 2k\pi i$. The condition $\sigma \in (0, \sqrt{\pi})$ implies $|2\sigma^2| < 2\pi$, so the path strictly avoids the non-zero poles at $\pm 2i\pi$ (and avoids the origin since $\sigma \neq 0$).

Consequently, the integrands are analytic on the contour, and the integrals define entire functions. \square

A.3 Scaling

Lemma A.3 (Scaling Property of G). *For any $\alpha > 0$, the normalizing integral satisfies the scaling relation:*

$$G(z, \alpha) = \alpha^{-(z+1/2)} G(z).$$

Proof. The function can be expressed in the form $\int_{-\infty}^{+\infty} w^{2z} g(\alpha w^2) dt$ with $g(u) = e^u$. By the substitution $\tilde{w} = \sqrt{\alpha} w$, we have $w = \alpha^{-1/2} \tilde{w}$ and $dt = \alpha^{-1/2} d\tilde{t}$ (where $\tilde{w} = \tilde{\sigma} + i\tilde{t}$). Substituting these into the integral yields:

$$\int_{-\infty}^{+\infty} (\alpha^{-1/2} \tilde{w})^{2z} e^{\tilde{w}^2} (\alpha^{-1/2} d\tilde{t}) = \alpha^{-(z+1/2)} \int_{-\infty}^{+\infty} \tilde{w}^{2z} e^{\tilde{w}^2} d\tilde{t} = \alpha^{-(z+1/2)} G(z).$$

\square

Corollary 3. *For any $s \in \mathbb{C} \setminus \mathbb{N}$ and $n + a > 0$, the Dirichlet term admits the integral representation:*

$$\frac{1}{(n+a)^s} = \frac{G(s - \frac{1}{2}, n+a)}{G(s - \frac{1}{2})}. \quad (\text{A.1})$$

Proof. From Lemma A.3, the scaling property implies: $G(s - \frac{1}{2}, n+a) = (n+a)^{-s} G(s - \frac{1}{2})$, and from $G(s - \frac{1}{2}) = \pi/\Gamma(1-s)$, the identity holds for all s where $\Gamma(1-s)$ is defined (i.e., $s \notin \mathbb{N}$). \square

A.4 Vanishing Lemma

The validity of the integral representation for the Riemann zeta function relies on the vanishing of the remainder term as $N \rightarrow \infty$. We establish this result using a specific contour deformation that avoids the poles of the weight.

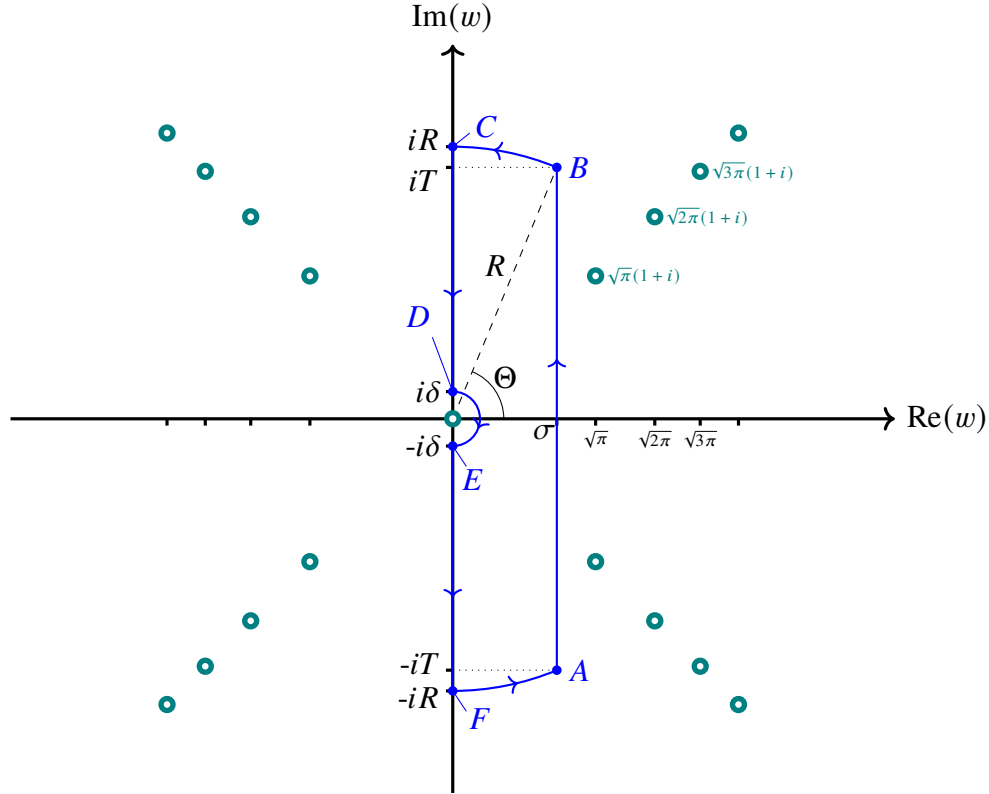


Figure 3: The closed contour C used in the Vanishing Lemma. The path $A \rightarrow B$ represents the integration along $w = \sigma + it$. The contour is closed via arcs to the imaginary axis ($B \rightarrow C$ and $F \rightarrow A$) and a small indentation $D \rightarrow E$ to avoid the singularity at the origin. The teal circles indicate the poles of the integrand.

Lemma A.4 (Vanishing Lemma). *Let $w = \sigma + it$ with $0 < \sigma < \sqrt{\pi}$ and define the function*

$$f_N(y; w) = w^y \frac{e^{Nw^2}}{1 - e^{w^2}}.$$

Then for any y with $\operatorname{Re}(y) > 1$,

$$\lim_{N \rightarrow \infty} \int_{-\infty}^{\infty} f_N(y; \sigma + it) dt = 0.$$

Proof. The function $f_N(w)$ has poles where $e^{w^2} = 1$, which occur at $w = \pm\sqrt{\pi k}(1 \pm i)$ for $k \in \mathbb{N}_0$. We

choose a closed contour C (see Figure 3) defined by the vertical segment $A \rightarrow B$ (the path of integration), the arcs $B \rightarrow C$ and $F \rightarrow A$, the segments on the imaginary axis $C \rightarrow D$ and $E \rightarrow F$, and a small semi-circle $D \rightarrow E$ avoiding the origin. The region enclosed by C contains no poles for $0 < \sigma < \sqrt{\pi}$. By Cauchy's Integral Theorem, $\oint_C f_N(w)dw = 0$.

We analyze the limit as $T \rightarrow \infty$ (implying radius $R \rightarrow \infty$ and $\Theta = \arctan(T/\sigma) \rightarrow \frac{\pi}{2}$) and the small radius $\delta \rightarrow 0$.

Over the BC -arc, we have $w = Re^{i\theta} = R(\cos \theta + i \sin \theta)$, where $\theta \in [\Theta, \frac{\pi}{2}]$ and $dw = iRe^{i\theta}d\theta$, with $R \geq T$ and $\Theta \rightarrow \frac{\pi}{2}$ as $T \rightarrow \infty$. For the second term, we therefore have

$$\begin{aligned} |I_{N,T}^{BC}(y)| &= \left| \int_{BC} w^y \frac{e^{Nw^2}}{1-e^{w^2}} dw \right| \leq \int_{BC} \left| w^y \frac{e^{Nw^2}}{1-e^{w^2}} \right| dw \\ &= \int_{\Theta}^{\pi/2} \left| R^y e^{i\theta y} \frac{e^{NR^2[\cos(2\theta)+i\sin(2\theta)]}}{1-e^{w^2}} iRe^{i\theta} d\theta \right| d\theta \\ &\leq |R^{y+1}| e^{-NR^2(1-2\sigma^2/R^2)} \int_{\Theta}^{\pi/2} \left| \frac{1}{1-\exp(w^2)} \right| d\theta, \end{aligned}$$

where we used $|e^{NR^2[\cos(2\theta)+i\sin(2\theta)]}| = e^{NR^2 \cos(2\theta)}$ and $\cos(2\theta) \leq \cos(2\Theta) = -(1-2\sigma^2/R^2)$. The first term, $|R^{y+1}| e^{-NR^2(1-2\sigma^2/R^2)} \rightarrow 0$, for any y as $R > T \rightarrow \infty$, and the integral in the second term,

$$\int_{\Theta}^{\pi/2} \left| \frac{1}{1-\exp(w^2)} \right| d\theta < \frac{\arctan(\sigma/T)}{1 - \exp[-R^2(1-2\sigma^2/R^2)]} = O(\sigma/T),$$

also vanishes as $T \rightarrow \infty$. The same line of reasoning proves that $\lim_{T \rightarrow \infty} |I_{N,T}^{FA}(y)| = 0$ (for all $N \geq 1$).

A point on line from C to D is given by $w = e^{\frac{i\pi}{2}} r = ir$ for some $r \in [\delta, R]$, such that

$$I_{N,T}^{CD}(y) = \int_{iR}^{i\delta} w^y \frac{e^{Nw^2}}{1-e^{w^2}} dw = -ie^{\frac{i\pi}{2}y} \int_{\delta}^R r^y \frac{e^{-Nr^2}}{1-\exp(-r^2)} dr,$$

and $\int_{\delta}^R r^y \frac{e^{-Nr^2}}{1-\exp(-r^2)} dr = \sum_{n=N}^{\infty} \int_{\delta}^R r^y e^{-nr^2} dr$. Next, by the substitution $r \mapsto u = nr^2$, ($dr = \frac{1}{2\sqrt{un}} du$), we have

$$\begin{aligned} \lim_{T \rightarrow \infty} \int_{\delta}^R r^y e^{-nr^2} dr &= \int_0^{\infty} n^{-y/2} u^{y/2} e^{-u} \frac{1}{2\sqrt{un}} du \\ &= \frac{1}{2} n^{-\frac{y+1}{2}} \int_0^{\infty} u^{\frac{y+1}{2}-1} e^{-u} du = \frac{1}{2} n^{-\frac{y+1}{2}} \Gamma\left(\frac{y+1}{2}\right), \end{aligned}$$

using $\operatorname{Re}(y) > 1$ and the definition of the $\Gamma(x)$. From the identity, $\frac{e^{-Nr^2}}{1-\exp(-r^2)} = \sum_{n=N}^{\infty} e^{-nr^2}$, we have

$$\lim_{T \rightarrow \infty} I_{N,T}^{CD}(y) = -ie^{\frac{i\pi}{2}y} \frac{1}{2} \Gamma\left(\frac{y+1}{2}\right) \sum_{n=N}^{\infty} n^{-\frac{y+1}{2}}$$

which vanishes as $N \rightarrow \infty$, because $\left| \sum_{n=0}^{\infty} n^{-\frac{y+1}{2}} \right| < \infty$ for $\operatorname{Re}(y) > 1$. This proves that $\lim_{N \rightarrow \infty} \lim_{T \rightarrow \infty} I_{N,T}^{CD}(y) = 0$ and similarly $I_{N,T}^{EF}(y) \rightarrow 0$ as $N, T \rightarrow \infty$, (where $w = -ir$, for $r \in [\delta, R]$).

Finally, we consider the arc from D to E , where $w = \delta e^{i\theta}$ for $\theta \in [-\frac{\pi}{2}, \frac{\pi}{2}]$. Here we have $w^2 = \delta^2 e^{i2\theta} = \delta^2 [\cos(2\theta) + i \sin(2\theta)]$ such that

$$\begin{aligned} \left| \int_{DE} w^y \frac{e^{Nw^2}}{1 - e^{w^2}} dw \right| &\leq \int_{DE} \left| w^y \frac{e^{Nw^2}}{1 - e^{w^2}} \right| dw \\ &= \int_{\pi/2}^{-\pi/2} \left| \delta^y e^{i\theta y} \frac{e^{N\delta^2(\cos(2\theta) + i \cos \theta \sin \theta)}}{1 - e^{w^2}} i \delta e^{i\theta} d\theta \right| d\theta \\ &\leq |\delta^{y+1}| e^{N\delta^2} \int_{-\pi/2}^{\pi/2} \left| \frac{1}{1 - e^{w^2}} \right| d\theta = o(\delta), \end{aligned}$$

because $\int_{-\pi/2}^{\pi/2} \left| \frac{1}{1 - e^{w^2}} \right| d\theta = O(\delta^{-2})$ and $|\delta^{y+1}| = O(\delta^2)$ for $\operatorname{Re}(y) > 1$. This completes the proof.

Since the total contour integral is zero and the contributions from the arcs and the imaginary axis vanish in the limit, the integral along the vertical line $A \rightarrow B$ must also vanish as $N \rightarrow \infty$. \square

A.5 Proofs of Table 1 Results

We provide proofs for the transforms listed in Table 1.

Boundary transforms ($\sigma = 0$) and Abel regularization. Several weights in Table 1 (notably the Fresnel weights $\sin(u)$ and $\cos(u)$, and the Polylogarithm $\operatorname{Li}_k(e^u)$) are most naturally evaluated on the imaginary axis. In these cases we interpret the parabolic contour as the boundary limit from the right half-plane:

$$\mathcal{P}_0[f](z) := \lim_{\sigma \downarrow 0} \int_{-\infty}^{\infty} w^{2z} f(w^2) dt, \quad w = \sigma + it.$$

For this case, we will use the boundary integral $\int_{-\infty}^{\infty} (it)^{2z} e^{-t^2} dt$ exists and equals $G(z)$ for $\operatorname{Re}(z) > -1/2$, because (for some finite $C > 0$ and uniformly for small σ) $|(\sigma + it)^{2z} e^{(\sigma + it)^2}| \leq C(1 + |t|)^{2\operatorname{Re}(z)} e^{-t^2/2}$, which is integrable on \mathbb{R} . This fixes the principal-branch value of w^{2z} on the imaginary axis and coincides

with Abel regularization for oscillatory weights. When $\sigma = 0$, we have $u = w^2 = -t^2 \leq 0$, so series representations such as

$$\text{Li}_k(e^u) = \sum_{n=1}^{\infty} \frac{e^{nu}}{n^k}$$

are valid along the contour and may be integrated term-by-term under standard dominated-convergence arguments. We will use \mathcal{P}_0 in the proofs of the Fresnel and Polylogarithm entries below.

Rational weight. Let $f(u) = \frac{1}{1-u}$ so that $f(w^2) = \frac{1}{1-w^2}$. Then

$$\mathcal{P} \left[\frac{1}{1-u} \right] (z) = \int_{-\infty}^{\infty} \frac{w^{2z}}{1-w^2} dt, \quad w = \sigma + it.$$

The integrand has simple poles at $w = \pm 1$. Since $\sigma < 1$, the integration line $\text{Re}(w) = \sigma$ lies to the left of the pole at $w = 1$ and to the right of the pole at $w = -1$.

We first evaluate the integral in the strip $\text{Re}(z) < \frac{1}{2}$ by a contour argument. Write the t -integral as a contour integral along the vertical line $L_{\sigma} = \{\sigma + it : t \in \mathbb{R}\}$ using $dw = i dt$,

$$\int_{-\infty}^{\infty} \frac{w^{2z}}{1-w^2} dt = \frac{1}{i} \int_{L_{\sigma}} \frac{w^{2z}}{1-w^2} dw.$$

Close L_{σ} to the right by a large semicircle C_R of radius R centered at the origin. The resulting contour is oriented clockwise. On C_R we have

$$\left| \frac{w^{2z}}{1-w^2} \right| \leq \frac{|w|^{2\text{Re}(z)}}{|w|^2 - 1} \leq c R^{2\text{Re}(z)-2},$$

so $\int_{C_R} \frac{w^{2z}}{1-w^2} dw \rightarrow 0$ as $R \rightarrow \infty$ whenever $\text{Re}(z) < \frac{1}{2}$. The only pole enclosed by the right half-plane closure is $w = 1$, and its residue is

$$\text{Res}_{w=1} \frac{w^{2z}}{1-w^2} = \lim_{w \rightarrow 1} \frac{(w-1)w^{2z}}{(1-w)(1+w)} = -\frac{1}{2}.$$

Since the contour is clockwise, the residue theorem gives

$$\int_{L_{\sigma}} \frac{w^{2z}}{1-w^2} dw = -2\pi i \text{Res}_{w=1} \frac{w^{2z}}{1-w^2} = -2\pi i \left(-\frac{1}{2} \right) = \pi i.$$

Multiplying by $1/i$ yields

$$\mathcal{P}\left[\frac{1}{1-u}\right](z) = \pi, \quad \operatorname{Re}(z) < \frac{1}{2}, \sigma < 1.$$

Since the right-hand side is constant (hence entire) and the left-hand side is analytic in z on the domain where the integral converges, this identity extends to all $z \in \mathbb{C}$ by analytic continuation. This proves the entry $\mathcal{P}[1/(1-u)](z) = \pi$ for $\sigma < 1$.

The result for the **Gaussian factor** was shown in Theorem 2, and for **Scaled Gaussian weight** $f(u) = e^{\alpha u/2}$ corresponds directly to the scaling property established in Lemma A.3. By identifying the scaling factor in the lemma with our variable $s \equiv z + 1/2$, we immediately obtain the result $\mathcal{P}[e^{\alpha u/2}](z) = \alpha^{-s} G(z)$.

For the **Parabolic Cylinder Function**, we use the "perturbed Gaussian" weight $f(u) = e^{u/2 - \lambda \sqrt{u}}$ with $\operatorname{Re}(\lambda) > 0$. The integrand of $\int_{-\infty}^{\infty} w^{2z} \exp\left(\frac{1}{2}w^2 - \lambda w\right) dt$ is holomorphic and possesses strong Gaussian decay ($\exp(-t^2/2)$) in the vertical strips, we can shift the line of integration from $\operatorname{Re}(w) = \sigma$ to $\operatorname{Re}(w) = \lambda$ without altering the value of the integral (by Cauchy's theorem). Setting $w = \lambda + it$, the exponent simplifies to:

$$\frac{1}{2}(\lambda + it)^2 - \lambda(\lambda + it) = -\frac{\lambda^2}{2} - \frac{t^2}{2}.$$

Substituting this into the integral yields:

$$\mathcal{P}[f](z) = e^{-\frac{\lambda^2}{2}} \int_{-\infty}^{\infty} (\lambda + it)^{2z} e^{-\frac{t^2}{2}} dt.$$

Recognizing the integral term as the known real-line integral representation for the Parabolic Cylinder function, $\int_{-\infty}^{\infty} (\lambda + it)^{\nu} e^{-t^2/2} dt = \sqrt{2\pi} e^{\frac{\lambda^2}{4}} D_{\nu}(\lambda)$ (with $\nu = 2z$), we obtain:

$$\mathcal{P}[f](z) = e^{-\frac{\lambda^2}{2}} \left[\sqrt{2\pi} e^{\frac{\lambda^2}{4}} D_{2z}(\lambda) \right] = \sqrt{2\pi} e^{-\frac{\lambda^2}{4}} D_{2z}(\lambda).$$

In the limit $\lambda \rightarrow 0$, this expression recovers the pure Gaussian result $G(z)$ (up to scaling).

Incomplete Gamma function. Let $\operatorname{Re}(\nu) > 0$ and $\operatorname{Re}(\lambda) > 0$, and consider $f(u) = \Gamma(\nu, -\lambda u)$. Using the boundary prescription, $u = -t^2$, $\mathcal{P}_0[f](z) = \int_{-\infty}^{\infty} (it)^{2z} \Gamma(\nu, \lambda t^2) dt$. We use the integral

representation of the upper incomplete Gamma function,

$$\Gamma(\nu, x) = \int_x^\infty r^{\nu-1} e^{-r} dr, \quad \operatorname{Re}(\nu) > 0,$$

and apply Fubini's theorem to obtain

$$\mathcal{P}_0[f](z) = \int_0^\infty r^{\nu-1} e^{-r} \left(\int_{|t| \leq \sqrt{r/\lambda}} (it)^{2z} dt \right) dr.$$

For $a > 0$,

$$\int_{-a}^a (it)^{2z} dt = 2 \cos(\pi z) \int_0^a t^{2z} dt = \frac{2 \cos(\pi z)}{2z+1} a^{2z+1}, \quad \operatorname{Re}(z) > -\frac{1}{2}.$$

Substituting $a = \sqrt{r/\lambda}$ yields $\int_{|t| \leq \sqrt{r/\lambda}} (it)^{2z} dt = \frac{2 \cos(\pi z)}{2z+1} \lambda^{-s} r^s$. Therefore,

$$\mathcal{P}_0[f](z) = \frac{2 \cos(\pi z)}{2z+1} \lambda^{-s} \int_0^\infty r^{\nu+s-1} e^{-r} dr = \frac{2 \cos(\pi z)}{2z+1} \lambda^{-s} \Gamma(\nu+s) = \frac{\sin(\pi s)}{s} \lambda^{-s} \Gamma(\nu+s).$$

For the **Monomial** weight $w^{2k} e^{u/2}$ (where $k \in \mathbb{N}$), the polynomial factor acts as a shift operator on the transform index. By simply combining the exponents in the integrand, $w^{2z} \cdot w^{2k} = w^{2(z+k)}$, we immediately recover the shifted Gaussian result $G(z+k)$.

Log-Gaussian weight. With $f(w^2) = e^{w^2} \log(w^2)$ we have

$$\mathcal{P}[e^u \log(u)](z) = \int_{-\infty}^\infty w^{2z} e^{w^2} \log(w^2) dt = \int_{-\infty}^\infty 2 \log(w) w^{2z} e^{w^2} dt,$$

because $\operatorname{Re}(w) > 0$ and $\log(w^2) = 2 \log(w)$ on the principal branch. Since $\frac{\partial}{\partial z} w^{2z} = 2 \log(w) w^{2z}$, the right-hand side equals $\frac{d}{dz} G(z)$, where we can justify differentiation under the integral by noting that for $z \in K$, a fixed compact set $K \subset \mathbb{C}$,

$$\left| 2 \log(w) w^{2z} e^{w^2} \right| \leq C_K (1 + \log |w|) |w|^{2 \operatorname{Re}(z)} e^{\sigma^2 - t^2},$$

which is integrable in t since $(1 + \log |w|) |w|^{2 \operatorname{Re}(z)}$ has at most polynomial growth while e^{-t^2} dominates. Hence, by dominated convergence, $\mathcal{P}[e^u \log(u)](z) = \frac{d}{dz} \int_{-\infty}^\infty w^{2z} e^{w^2} dt = G'(z)$. Finally, using the

closed form $G(z) = \cos(\pi z)\Gamma(z + \frac{1}{2})$, we obtain

$$G'(z) = G(z) \left(\psi(z + \frac{1}{2}) - \pi \tan(\pi z) \right),$$

where $\psi(x) = \Gamma'(x)/\Gamma(x)$ is the digamma function.

Dirichlet L -weight. Let $f(u) = \sum_{n=1}^{\infty} \frac{\chi(n)e^{nu}}{n^k}$, where χ be a Dirichlet character and $k \in \mathbb{N}$. We evaluate the transform using the boundary prescription, $\sigma = 0$, where $u = -t^2$, such that $f(-t^2) = \sum_{n=1}^{\infty} \frac{\chi(n)e^{-nt^2}}{n^k}$, Fix $\text{Re}(s) > 1$. Since $|\chi(n)| \leq 1$ and $\sum_{n \geq 1} n^{-(k+\text{Re}(s))} < \infty$, dominated convergence yields

$$\mathcal{P}_0[f](z) = \sum_{n=1}^{\infty} \frac{\chi(n)}{n^k} \int_{-\infty}^{\infty} (it)^{2z} e^{-nt^2} dt.$$

Using the scaling substitution $t \mapsto t/\sqrt{n}$ gives

$$\int_{-\infty}^{\infty} (it)^{2z} e^{-nt^2} dt = n^{-s} \int_{-\infty}^{\infty} (it)^{2z} e^{-t^2} dt = n^{-s} G(z),$$

such that

$$\mathcal{P}_0[f](z) = G(z) \sum_{n=1}^{\infty} \frac{\chi(n)}{n^{s+k}} = G(z) L(s+k, \chi), \quad \text{Re}(s) > 1.$$

Now extend the identity to all $s \in \mathbb{C}$ by analytic continuation.

Sine (Fresnel) weight. We evaluate the transform using the boundary prescription \mathcal{P}_0 defined above. Using the Abel-regularized exponential representation $\sin(u) = \lim_{\epsilon \downarrow 0} \frac{e^{(\epsilon+i)u} - e^{(\epsilon-i)u}}{2i}$, linearity and dominated convergence (for each fixed $\epsilon > 0$, the factor $e^{\epsilon u}$ provides Gaussian decay) yield

$$\mathcal{P}_0[\sin](z) = \lim_{\epsilon \downarrow 0} \frac{1}{2i} \left(\mathcal{P}[e^{(\epsilon+i)u}](z) - \mathcal{P}[e^{(\epsilon-i)u}](z) \right),$$

where the transforms on the right are absolutely convergent for $\epsilon > 0$. For $\epsilon > 0$ the scaling rule gives $\mathcal{P}[e^{\alpha u}](z) = \alpha^{-s} G(z)$ with $\alpha = \epsilon \pm i$. Taking $\epsilon \downarrow 0$ on the principal branch yields $(\epsilon \pm i)^{-s} \rightarrow (\pm i)^{-s} = e^{\mp i \frac{\pi}{2} s}$, and therefore

$$\mathcal{P}_0[\sin](z) = \frac{G(z)}{2i} \left(e^{-i \frac{\pi}{2} s} - e^{i \frac{\pi}{2} s} \right) = -G(z) \sin\left(\frac{\pi}{2} s\right),$$

for $\text{Re}(s) > 0$, and we extend the definition to all $s \in \mathbb{C}$ by analytic continuation.

Cosine (Fresnel) weight. We evaluate the transform using the boundary prescription \mathcal{P}_0 defined above.

Using Abel regularization,

$$\cos(u) = \lim_{\epsilon \downarrow 0} \frac{e^{(\epsilon+i)u} + e^{(\epsilon-i)u}}{2},$$

linearity and dominated convergence (for each fixed $\epsilon > 0$, the factor $e^{\epsilon u}$ provides Gaussian decay) yield

$$\mathcal{P}_0[\cos](z) = \lim_{\epsilon \downarrow 0} \frac{1}{2} \left(\mathcal{P}[e^{(\epsilon+i)u}](z) + \mathcal{P}[e^{(\epsilon-i)u}](z) \right),$$

where the transforms on the right are absolutely convergent for $\epsilon > 0$. Applying the scaling rule $\mathcal{P}[e^{\alpha u}](z) = \alpha^{-s} G(z)$ and taking $\epsilon \downarrow 0$ gives

$$\mathcal{P}_0[\cos](z) = \frac{G(z)}{2} \left(e^{-i\frac{\pi}{2}s} + e^{i\frac{\pi}{2}s} \right) = G(z) \cos\left(\frac{\pi}{2}s\right),$$

with the same qualifications as above.

Polylogarithm weight. Let $k \in \mathbb{N}$ and set $f(u) = \text{Li}_k(e^u)$. Since this entry is marked with * in Table 1, we evaluate the transform using the boundary prescription \mathcal{P}_0 introduced above:

$$\mathcal{P}_0[f](z) := \lim_{\sigma \downarrow 0} \int_{-\infty}^{\infty} w^{2z} \text{Li}_k(e^{w^2}) dt, \quad w = \sigma + it.$$

For $\sigma = 0$ we have $w = it$ and $u = w^2 = -t^2 \leq 0$, hence $|e^u| \leq 1$ and for $t \neq 0$ the Dirichlet series representation holds:

$$\text{Li}_k(e^{-t^2}) = \sum_{n=1}^{\infty} \frac{e^{-nt^2}}{n^k}.$$

Fix $\text{Re}(s) > 1$, where $s = z + \frac{1}{2}$, so that $\sum_{n \geq 1} n^{-(k+\text{Re}(s))} < \infty$. Moreover, for $t \in \mathbb{R}$,

$$\sum_{n=1}^{\infty} \frac{e^{-nt^2}}{n^{k+\text{Re}(s)}} \leq \sum_{n=1}^{\infty} \frac{1}{n^{k+\text{Re}(s)}} < \infty,$$

and $|(it)^{2z}| = |t|^{2\text{Re}(z)} = |t|^{2\text{Re}(s)-1}$ is integrable against e^{-t^2} on \mathbb{R} when $\text{Re}(s) > 1$. Therefore dominated convergence justifies term-by-term integration:

$$\mathcal{P}_0[\text{Li}_k(e^u)](z) = \int_{-\infty}^{\infty} (it)^{2z} \sum_{n=1}^{\infty} \frac{e^{-nt^2}}{n^k} dt = \sum_{n=1}^{\infty} \frac{1}{n^k} \int_{-\infty}^{\infty} (it)^{2z} e^{-nt^2} dt.$$

Using the scaling substitution $t \mapsto t/\sqrt{n}$ yields

$$\int_{-\infty}^{\infty} (it)^{2z} e^{-nt^2} dt = n^{-s} \int_{-\infty}^{\infty} (it)^{2z} e^{-t^2} dt = n^{-s} G(z), \quad s = z + \frac{1}{2},$$

where $G(z) = \mathcal{P}_0[e^u](z) = \int_{-\infty}^{\infty} (it)^{2z} e^{-t^2} dt$. Therefore

$$\mathcal{P}_0[\text{Li}_k(e^u)](z) = G(z) \sum_{n=1}^{\infty} \frac{1}{n^{s+k}} = G(z) \zeta(s+k), \quad \text{Re}(s) > 1.$$

Finally, using $\Gamma(s) \sin(\pi s) = \pi/\Gamma(1-s)$ and $G(z) = \Gamma(s) \sin(\pi s)$, we obtain the equivalent form

$$\mathcal{P}_0[\text{Li}_k(e^u)](z) = \frac{\pi}{\Gamma(1-s)} \zeta(s+k),$$

and extend the identity to all $s \in \mathbb{C}$ by analytic continuation.

Alternating polylogarithm weight. Let $k \in \mathbb{N}$ and consider $f(u) = \text{Li}_k(-e^u)$. Along $u = -t^2$ we use the alternating Dirichlet series $\text{Li}_k(-e^{-t^2}) = \sum_{n=1}^{\infty} \frac{(-1)^n e^{-nt^2}}{n^k}$. Fix $\text{Re}(s) > 1$, so that $\sum_{n \geq 1} n^{-(k+\text{Re}(s))} < \infty$.

Dominated convergence yields

$$\mathcal{P}_0[\text{Li}_k(-e^u)](z) = \sum_{n=1}^{\infty} \frac{(-1)^n}{n^k} \mathcal{P}_0[e^{nu}](z).$$

Using $\mathcal{P}_0[e^{nu}](z) = n^{-s} G(z)$ gives $\mathcal{P}_0[\text{Li}_k(-e^u)](z) = G(z) \sum_{n=1}^{\infty} \frac{(-1)^n}{n^{s+k}} = -G(z) \eta(s+k)$.

Complex-shift Dirichlet. Let $k \in \mathbb{N}$ and consider $f(u) = e^{iu} \text{Li}_k(e^u)$. Using the boundary prescription \mathcal{P}_0 and the Dirichlet series for the polylogarithm along $u = -t^2$, $\text{Li}_k(e^{-t^2}) = \sum_{n=1}^{\infty} \frac{e^{-nt^2}}{n^k}$, we obtain

$$e^{i(-t^2)} \text{Li}_k(e^{-t^2}) = \sum_{n=1}^{\infty} \frac{e^{-(n+i)t^2}}{n^k}.$$

Fix $\text{Re}(s) > 1$. Since $\text{Re}(n+i) = n > 0$, dominated convergence justifies term-by-term integration and gives $\mathcal{P}_0[e^{iu} \text{Li}_k(e^u)](z) = \sum_{n=1}^{\infty} \frac{1}{n^k} \mathcal{P}_0[e^{(n+i)u}](z)$. Applying the scaling rule $\mathcal{P}_0[e^{\alpha u}](z) = \alpha^{-s} G(z)$ with $\alpha = n+i$ yields

$$\mathcal{P}_0[e^{iu} \text{Li}_k(e^u)](z) = G(z) \sum_{n=1}^{\infty} \frac{1}{n^k (n+i)^s},$$

valid initially for $\text{Re}(s) > 1$ and extended to all $s \in \mathbb{C}$ by analytic continuation.