

WS-GRPO: Weakly-Supervised Group-Relative Policy Optimization for Rollout-Efficient Reasoning

Gagan Mundada^{*1} Zihan Huang^{*1} Rohan Surana^{*1} Sheldon Yu¹ Jennifer Yuntong Zhang² Xintong Li¹
Tong Yu³ Lina Yao^{4,5} Jingbo Shang¹ Julian McAuley¹ Junda Wu¹

Abstract

Group Relative Policy Optimization (GRPO) is effective for training language models on complex reasoning. However, since the objective is defined relative to a group of sampled trajectories, extended deliberation can create more chances to realize relative gains, leading to inefficient reasoning and overthinking, and complicating the trade-off between correctness and rollout efficiency. Controlling this behavior is difficult in practice, considering (i) Length penalties are hard to calibrate because longer rollouts may reflect harder problems that require longer reasoning, penalizing tokens risks truncating useful reasoning along with redundant continuation; and (ii) supervision that directly indicates when to continue or stop is typically unavailable beyond final answer correctness. We propose Weakly Supervised GRPO (WS-GRPO), which improves rollout efficiency by converting terminal rewards into correctness-aware guidance over partial trajectories. Unlike global length penalties that are hard to calibrate, WS-GRPO trains a preference model from outcome-only correctness to produce prefix-level signals that indicate when additional continuation is beneficial. Thus, WS-GRPO supplies outcome-derived continue/stop guidance, reducing redundant deliberation while maintaining accuracy. We provide theoretical results and empirically show on reasoning benchmarks that WS-GRPO substantially reduces rollout length while remaining competitive with GRPO baselines.

1. Introduction

Large language models (LLMs) have advanced in complex reasoning (Wei et al., 2022; Wang et al., 2026; Yu et al.,

^{*}Equal contribution ¹University of California, San Diego ²University of Toronto ³Adobe Research ⁴The University of New South Wales ⁵CSIRO’s Data61. Correspondence to: Junda Wu <juw069@ucsd.edu>.

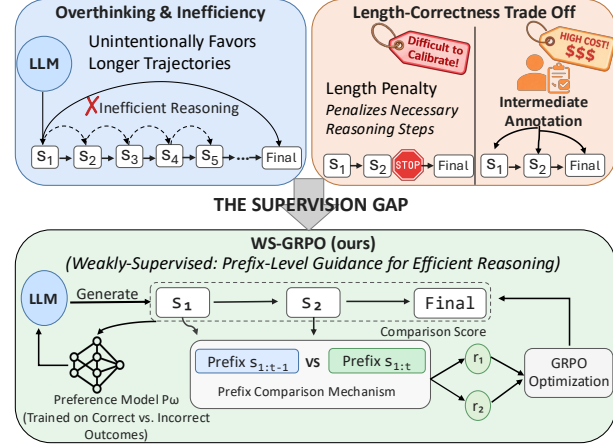


Figure 1. WS-GRPO for efficient reasoning. GRPO’s group-relative objective can favor longer trajectories, while simple length penalties are hard to calibrate and human supervision is expensive (top). WS-GRPO uses a preference model trained on correct vs. incorrect outcomes to compare consecutive prefixes, generating correctness-aware guidance that reduces redundant continuation while preserving necessary reasoning (bottom). Some icons were generated by a generative AI tool (ChatGPT) and are for illustrative purposes only.

2025; Wu et al., 2025b), and GRPO further improves their training by replacing value-function learning with group-normalized advantages, enhancing stability, sample efficiency, and memory usage (Shao et al., 2024). Despite these benefits, GRPO can unintentionally encourage extended deliberation (Snell et al., 2024; Miao et al., 2023), and models may generate unnecessarily long trajectories that increase computation and lead to overthinking (Snell et al., 2024; Miao et al., 2023). Achieving a good trade-off between correctness and rollout efficiency is difficult in practice: simple length penalties are often inadequate because trajectory length correlates with problem difficulty and solution validity (Dubois et al., 2024; Saito et al., 2023), while fine-grained supervision that could identify low-utility continuation is typically unavailable beyond final-answer correctness (Lightman et al., 2023; Uesato et al., 2022).

To bridge such trade-offs, a common approach is to impose token-level length regularization (Kikuchi et al., 2016; Murray & Chiang, 2018). However, such global penalties

are often difficult to calibrate and can be unreliable when length correlates with instance difficulty and solution validity (Dubois et al., 2024), as penalizing tokens may suppress necessary deliberation on hard problems as well as redundant continuation on easy ones (Snell et al., 2024). Addressing this issue more directly would require supervision that can distinguish promising continuation from low-utility continuation during generation. However, collecting such fine-grained intermediate annotations is costly and difficult to scale beyond outcome-level signals such as final-answer correctness (Lightman et al., 2023; Uesato et al., 2022).

Weakly supervised learning provides a principled way to use coarse outcome signals when fine-grained intermediate supervision is unavailable (Zhou, 2018; Zhang et al., 2024). For GRPO, however, a trajectory-level correctness label does not indicate when additional generation improves the probability of a correct solution, and many different continuations can lead to the same final outcome (Zelikman et al., 2024; Wang et al., 2022). As a result, redundant continuation and necessary reasoning can be equally consistent with correctness, so outcome-based intermediate incentives are poorly identified and often noisy. This issue is amplified under policy updates, where distribution shift can further destabilize intermediate proxies derived from outcomes. These observations motivate structuring weak supervision around partial trajectories, so that supervision targets the value of continuing from a given prefix rather than treating length or intermediate tokens as directly supervised.

In this work, we introduce Weakly Supervised GRPO (WS-GRPO), which improves rollout efficiency using weak supervision that provides correctness aware, prefix level guidance. WS-GRPO avoids global length penalties and instead estimates the marginal value of continuing a trajectory by comparing successive partial trajectories using a preference model trained from outcome correctness. This yields dense training signals that downweight continuation when additional generation provides limited utility, while preserving continuation that is necessary to reach a correct solution. WS-GRPO proceeds in two stages: (i) it learns a preference model that discriminates between correct and incorrect reasoning trajectories from outcome labels; and (ii) it uses this model to compare consecutive prefixes within each rollout and converts the resulting preference margins into prefix level pseudo rewards, which are combined with terminal correctness in the GRPO objective to encourage earlier formation of high quality prefixes and reduce unnecessary continuation. Our contributions are as follows:

- We derive correctness-aware prefix weak supervision from terminal rewards by converting preference margins between consecutive prefixes into dense signals.
- We propose WS-GRPO, a two-stage method that learns a trajectory-level preference model from cor-

rect/incorrect rollouts and integrates prefix-level pseudo-rewards with terminal correctness in GRPO.

- We provide theoretical results on the consistency of the weakly supervised preference model, a preference-error controlled robustness bound, and a high-probability generalization bound.
- We evaluate WS-GRPO on reasoning benchmarks, demonstrating substantially reduces on rollout length while remaining competitive with strong baselines, yielding more concise and reliable solutions.

2. Preliminaries

2.1. Weakly-Supervised Learning

Weakly-supervised learning (WSL) studies settings where supervision is inexact or implicit, so dense instance-level labels are unavailable (Zhou, 2018). In our setting, supervision is typically limited to outcome correctness, which is informative about overall solution quality but does not identify when continued generation is useful versus redundant. We therefore represent weak supervision through pairwise preferences, which provide a relative signal for comparing partial outputs under the same prompt. Given $(x_A, x_B) \in \mathcal{X}^2$, we observe a weak label $y \in \{0, 1\}$ indicating whether x_A is preferred to x_B , and learn a preference model $P_\theta : \mathcal{X}^2 \rightarrow [0, 1]$ that estimates the posterior preference probability (Shu et al., 2019; Zhang et al., 2024):

$$P_\theta(x_A, x_B) = P(x_A \succ x_B \mid x_A, x_B; \theta). \quad (1)$$

To align the model with the weak supervision, we minimize the empirical risk under a Bradley-Terry-type negative log-likelihood (NLL) objective:

$$\mathcal{L}_{\text{pref}} = \mathbb{E}_{(x_A, x_B, y)} \left[-y \log P_\theta(x_A, x_B) - (1 - y) \log(1 - P_\theta(x_A, x_B)) \right]. \quad (2)$$

By optimizing over these comparative signals, the model learns to map coarse-grained supervision to latent cardinal scores, enabling fine-grained assessment in domains like process-oriented supervision where absolute labels are often unavailable or ambiguous (Cui et al., 2025).

2.2. Group-Relative Policy Optimization (GRPO)

Given a prompt q , GRPO samples G independent rollouts $\{\tau_i\}_{i=1}^G$ from policy π_θ , where each rollout receives scalar return $R_i = R_\phi(q, \tau_i)$. The group-relative advantage is computed as:

$$\hat{A}_i = \frac{R_i - \bar{R}}{\sigma_R}, \quad \bar{R} = \frac{1}{G} \sum_{i=1}^G R_i, \quad \sigma_R = \sqrt{\frac{1}{G} \sum_{i=1}^G (R_i - \bar{R})^2}.$$

The GRPO objective uses PPO-style clipping with probability ratios and KL regularization:

$$J_{\text{GRPO}}(\theta) = \mathbb{E}_{q, \{\tau_i\}} \left[\frac{1}{G} \sum_{i=1}^G \frac{1}{|\tau_i|} \sum_{t=1}^{|\tau_i|} \min \left(\rho_{i,t}(\theta) \hat{A}_i, \text{clip}(\rho_{i,t}(\theta), 1 - \epsilon, 1 + \epsilon) \hat{A}_i \right) - \beta \mathcal{L}_{\text{KL}} \right], \quad (3)$$

where probability ratio and KL divergence are defined as:

$$\rho_{i,t}(\theta) = \frac{\pi_{\theta}(a_{i,t}|s_{i,t})}{\pi_{\text{ref}}(a_{i,t}|s_{i,t})}, \mathcal{L}_{\text{KL}} = D_{\text{KL}}(\pi_{\theta} \parallel \pi_{\text{ref}}).$$

3. Weakly-Supervised-Group-Relative Preference Optimization

While GRPO has shown strong performance on multi-step reasoning tasks (Shao et al., 2024; Guo et al., 2025), its group-relative objective can unintentionally favor overly long rollouts, since extended deliberation creates more chances to realize relative gains within a sampled group. Controlling this behavior is difficult because most settings provide only sparse outcome supervision (e.g., final-answer correctness) and lack signals that indicate when to continue or stop. With such terminal rewards, GRPO exhibits *credit diffusion*: the trajectory-level label cannot identify which intermediate decisions drive success, so the supervision is delayed and underdetermined. This yields noisy, high-variance updates that can reinforce incidental patterns (e.g., templates or verbosity) and makes naive length regularization hard to calibrate when length correlates with difficulty and validity. These limitations motivate converting outcome correctness into correctness-aware, prefix-level guidance that targets the marginal value of continuing from a given prefix rather than globally penalizing tokens.

To mitigate GRPO’s tendency toward redundant deliberation under outcome-only supervision, we propose Weakly Supervised GRPO (WS-GRPO) and formalize the setting (Section 3.1). WS-GRPO converts binary final-answer correctness into correctness-aware, prefix-level guidance by training a preference model from trajectory-level outcomes and using it to estimate the marginal value of continuing from a given prefix. As illustrated in Figure 2, we adopt a two-stage procedure: in **Phase I (Section 3.2)**, we learn a preference model to discriminate between successful and unsuccessful reasoning trajectories using only complete rollouts; the key insight is that a model assessing overall trajectory quality can be repurposed to evaluate incremental progress by comparing successive partial trajectories. In **Phase II (Section 3.3)**, we apply this model to consecutive prefixes ($s_{1:t-1}$ vs. $s_{1:t}$) within each rollout and convert the resulting preference margins into prefix-level pseudo-rewards, which are combined with terminal correctness in

the GRPO objective to discourage low-utility continuation while preserving necessary deliberation.

3.1. Problem Formulation

We consider multi-step reasoning tasks where a language model generates a sequence of reasoning steps to solve a problem. Given a question q , the policy π_{θ} generates a trajectory $\tau = (s_1, s_2, \dots, s_T)$ where each s_t denotes a sentence-level natural-language reasoning step (a span of tokens delimited by sentence boundaries), rather than an individual token or a latent environment state. Let \hat{a}_i denote the final answer extracted from trajectory τ_i and $a^*(q)$ denote the ground truth answer for question q .

GRPO samples G trajectories $\{\tau_i\}_{i=1}^G$ for each question and computes group-relative advantages from a scalar trajectory return R_i (Section 2.2), which in standard GRPO is typically the terminal outcome reward R_i^{final} (e.g., a binary indicator of final-answer correctness). While this approach enables policy optimization without learned value functions, it faces a fundamental limitation of insufficient signal for effective credit assignment across reasoning steps due to sparse terminal rewards.

3.2. Phase I: Weakly-Supervised Preference Learning

We train a weakly supervised preference model that distinguishes successful from unsuccessful reasoning trajectory prefixes using only trajectory-level outcomes, as shown in Algorithm 1. This exemplifies weak supervision, where learning occurs from indirect labels rather than direct step-level annotations. For each question q , we sample K reasoning trajectories $\{\tau_1, \dots, \tau_K\}$, where each $\tau_i = (s_{i,1}, s_{i,2}, \dots, s_{i,T_i})$ is evaluated using a terminal outcome signal (final-answer correctness). Following Equation (1), we then construct ordered preference pairs (τ_a, τ_b) by pairing a correct trajectory τ^+ with an incorrect trajectory τ^- . Specifically, we assign label $y = 1$ to the ordered pair (τ^+, τ^-) and label $y = 0$ to its reversed ordering (τ^-, τ^+) . We handle three scenarios: (i) *mixed outcomes* yield direct within-question pairs, (ii) *all-correct outcomes* pair each correct trajectory with incorrect trajectories from other questions, and (iii) *all-incorrect outcomes* pair each incorrect trajectory with correct trajectories from other questions, where cross-question trajectories serve as negative trajectories, since they are irrelevant to the target question.

The preference model instantiates Equation (1) by converting outcome-only correctness into a scalable pairwise supervision signal that treats a correct trajectory as preferred to an incorrect one for the same question. It learns a notion of continuation utility that we later reuse to assess the marginal value of continuing from partial trajectories. The preference model encodes question q jointly with both the correct trajectory τ^+ and incorrect trajectory τ^- , using a

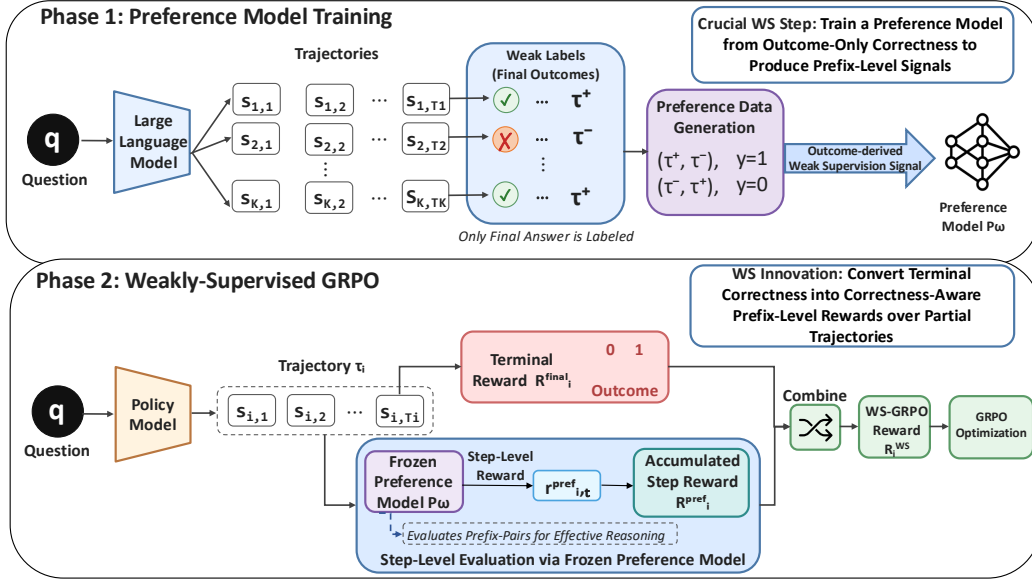


Figure 2. **WS-GRPO Framework Overview:** Phase 1: using outcome-only correctness (final-answer labels), we construct preference pairs from correct vs. incorrect rollouts and train a preference model P_ω . Phase 2: the frozen P_ω converts terminal correctness into correctness-aware, prefix-level rewards by comparing consecutive prefixes within each rollout. These dense prefix-level rewards are combined with the terminal reward and used in the GRPO objective to refine the policy, improving rollout efficiency.

structured natural language template that presents both reasoning chains as options for comparison. The template explicitly asks the model to compare the quality of the two reasoning approaches in the context of the given question. This combined input is processed by an FLAN-T5 encoder, producing contextualized hidden states $\mathbf{H} \in \mathbb{R}^{L \times d}$. We extract the first token’s representation $h = \mathbf{H}[0]$ as a global summary of the comparison context. A lightweight MLP classifier $P_\omega : \mathbb{R}^d \rightarrow \mathbb{R}$ then processes this representation to produce a preference score:

$$\hat{y} = P_\omega(q, \tau^+, \tau^-), \quad (4)$$

which outputs the probability that τ_A is preferred over τ_B . We train with label $\hat{y} = 1$ for the correct trajectory τ^+ .

We train this preference model following the Bradley-Terry objective from Equation (2) using binary cross-entropy loss. Since the training dataset contains preference pairs in both orientations (i.e., both (τ^+, τ^-) with label $y = 1$ and (τ^-, τ^+) with label $y = 0$), the training objective becomes:

$$\mathcal{L}_{\text{pref}} = \mathbb{E} \left[\text{BCE}(P_\omega(q, \tau^+, \tau^-), 1) + \text{BCE}(P_\omega(q, \tau^-, \tau^+), 0) \right], \quad (5)$$

where each pair is encoded in both orderings to ensure symmetric preference learning regardless of input position.

This training procedure produces a preference model that captures reasoning quality patterns from outcome-level supervision, which we subsequently leverage to generate step-level rewards during policy optimization.

3.3. Phase II: WS-GRPO Policy Optimization

In Phase II, we leverage the preference model from Phase I to provide auxiliary step-level rewards during policy as shown in Algorithm 2. The key insight is to combine learned step-level preferences with sparse outcome rewards to enable effective trajectory evaluation within GRPO’s group-normalization framework.

For G rollouts $\{\tau_i\}_{i=1}^G$ generated by the current policy π_θ for prompt q , we compute step-wise preference rewards by treating consecutive partial trajectories as preference pairs. For each step $t \geq 2$ in trajectory τ_i :

$$r_{i,t}^{\text{step}} = P_\omega(q, s_{i,1:t-1}, s_{i,1:t}), \quad R_i^{\text{pref}} = \sum_{t=2}^{|\tau_i|} r_{i,t}^{\text{step}}$$

where the preference model assesses whether extending the reasoning from step $t - 1$ to step t represents progress toward a successful solution. To prevent length bias from over-rewarding longer trajectories, we apply explicit length control through two mechanisms: (i) *length penalty* that penalizes trajectories outside the optimal range [3, 6] steps, and (ii) *step-wise normalization* by trajectory length. The total preference reward R_i^{pref} incorporates both the average step-wise rewards and length penalties, normalized by trajectory length. We combine this with the binary outcome reward $R_i^{\text{final}} = \mathbb{1}[\hat{a}_i = a^*(q)]$, where \hat{a}_i is the final answer and $a^*(q)$ is the ground truth. The combined reward signal integrates scaled step-wise preferences with trajectory outcomes $R_i^{\text{WS}} = \lambda R_i^{\text{pref}} + R_i^{\text{final}}$.

Algorithm 1 Phase I: Weakly-Supervised Preference Learning

Require: Dataset \mathcal{D} , trajectory generator π_ϕ , base policy π_{θ_0} , preference model P_ω , epochs E_{pref} , batch size B , learning rate η

Ensure: Trained preference model parameters ω

- 1: **(A) Generate labeled trajectories**
- 2: **for** each $q \in \mathcal{D}$ **do**
- 3: Sample K trajectories $\{\tau_i\}_{i=1}^K \sim \pi_\phi(\cdot | q)$
- 4: Assign weak label $y_i \in \{0, 1\}$ to each τ_i by final-answer correctness
- 5: **end for**
- 6: **(B) Train preference model**
- 7: **for** $e = 1$ to E_{pref} **do**
- 8: Sample minibatch of correct/incorrect pairs $\{(q_b, \tau_b^+, \tau_b^-)\}_{b=1}^B$
- 9: Compute $\mathcal{L}_{\text{pref}}$ using Equation (5)
- 10: $\omega \leftarrow \omega - \eta \nabla_\omega \mathcal{L}_{\text{pref}}$
- 11: **end for**

WS-GRPO Objective. The WS-GRPO policy optimization uses the combined reward signal R_i^{WS} within GRPO’s group-relative framework. The advantage is computed following the standard GRPO in Section 2.2 :

$$\hat{A}_i^{\text{WS}} = \frac{R_i^{\text{WS}} - \bar{R}^{\text{WS}}}{\sigma_{R^{\text{WS}}}}, \quad (6)$$

where \bar{R}^{WS} and $\sigma_{R^{\text{WS}}}$ are the group mean and standard deviation of WS rewards. The objective applies a single trajectory-level advantage \hat{A}_i^{WS} uniformly across all steps in τ_i . Step-wise preference signals $r_{i,t}^{\text{step}}$ are aggregated into trajectory rewards R_i^{pref} , enabling trajectory-level optimization informed by step-wise reasoning quality while preserving GRPO’s theoretical guarantees. By plugging in Equation (3), the final WS-GRPO objective becomes:

$$J_{\text{WS-GRPO}}(\theta) = \mathbb{E}_{q, \{\tau_i\}} \left[\frac{1}{G} \sum_{i=1}^G \frac{1}{|\tau_i|} \sum_{t=1}^{|\tau_i|} \min \left(\rho_{i,t}(\theta) \hat{A}_i^{\text{WS}}, \text{clip}(\rho_{i,t}(\theta), 1-\epsilon, 1+\epsilon) \hat{A}_i^{\text{WS}} \right) - \beta \mathcal{L}_{\text{KL}} \right]. \quad (7)$$

3.4. Theoretical Analysis

We now provide theoretical analysis for WS-GRPO, establishing preference model consistency, robustness to preference errors, and generalization bounds in our multi-step reasoning setting, with explicit dependence on T_{max} and the preference error. These results help explain why WS-GRPO can improve rollout efficiency while preserving reasoning quality. Proofs are deferred to Appendix A.1.

Algorithm 2 Phase II: WS-GRPO Policy Optimization

Require: Dataset \mathcal{D} ; preference model P_ω ; policy π_θ ; reference policy π_{ref} ; rollout count G ; clip ϵ

Ensure: Updated policy parameters θ

- 1: **while** not converged **do**
- 2: Sample a minibatch $\mathcal{B} \subset \mathcal{D}$ of queries
- 3: **for** each $q \in \mathcal{B}$ **do**
- 4: Sample rollouts $\{\tau_i\}_{i=1}^G \sim \pi_\theta(\cdot | q)$
- 5: **for** $i = 1$ to G **do**
- 6: $R_i^{\text{pref}} \leftarrow 0$
- 7: **for** $t = 2$ to $|\tau_i|$ **do**
- 8: $r_{i,t}^{\text{pref}} \leftarrow P_\omega(q, s_{i,1:t-1}, s_{i,1:t})$
- 9: $R_i^{\text{pref}} \leftarrow R_i^{\text{pref}} + r_{i,t}^{\text{pref}}$
- 10: **end for**
- 11: $R_i^{\text{final}} \leftarrow \mathbf{1}[\hat{a}_i = a^*(q)]$
- 12: $R_i^{\text{WS}} \leftarrow \lambda R_i^{\text{pref}} + R_i^{\text{final}}$
- 13: **end for**
- 14: Compute advantages $\{\hat{A}_i^{\text{WS}}\}_{i=1}^G$ using Eq. 6
- 15: Update θ using WS-GRPO objective (Eq. 7)
- 16: **end for**
- 17: **end while**

Theorem 3.1 (Preference Model Consistency). *Let P_{ω^*} be the optimal preference model trained with complete step-level annotations, and $P_{\hat{\omega}_n}$ be our weakly-supervised preference model trained on n trajectory pairs with only outcome-level supervision. Under regularity conditions, the preference model error satisfies:*

$$\|P_{\hat{\omega}_n} - P_{\omega^*}\|_\infty \leq \sqrt{\frac{2d_P \log(2en/d_P) + 2 \log(2/\delta)}{n}} \quad (8)$$

with probability at least $1 - \delta$, where d_P is the VC-dimension of the preference model class.

This follows from treating the preference learning as empirical risk minimization over trajectory comparisons and applying uniform convergence bounds for VC-classes (Lei et al., 2023; Bartlett & Mendelson, 2002). This result implies that outcome-only supervision can recover a reliable trajectory-quality signal, which is essential for correctness-aware guidance without distorting reasoning behavior.

Theorem 3.2 (Policy Robustness to Preference Errors). *Let $\epsilon_{\text{pref}} = \|P_{\hat{\omega}_n} - P_{\omega^*}\|_\infty$ be the preference model error bound from Theorem 3.1. Given trajectories with bounded length $|\tau| \leq T_{\text{max}}$ and bounded policy class, the performance degradation of WS-GRPO satisfies:*

$$|\mathbb{E}[J_{\text{WS-GRPO}}(\theta)] - \mathbb{E}[J^*(\theta)]| \leq \frac{\lambda T_{\text{max}}}{4} \cdot \epsilon_{\text{pref}}, \quad (9)$$

where λ is the mixing weight for preference rewards and $J^*(\theta)$ represents the ground-truth objective with perfect step-level rewards.

This leverages the Lipschitz property of the sigmoid activation ($L_\sigma = 1/4$), showing linear degradation in the preference error, controlled by the mixing weight (Mohri et al., 2018).

Theorem 3.3 (WS-GRPO Generalization Bound). *Let \mathcal{H} be the policy hypothesis class with VC-dimension d , preference model bounded by $|P_{\hat{\omega}_n}(\cdot)| \leq B$, and trajectories with length $|\tau| \leq T_{\max}$. For any $\delta > 0$, with probability at least $1 - \delta$, the generalization error of WS-GRPO satisfies:*

$$\mathcal{R}(\pi_\theta) - \hat{\mathcal{R}}(\pi_\theta) = \tilde{O} \left(\sqrt{\frac{d_{\max} + \lambda^2 (BT_{\max})^2}{n}} \right), \quad (10)$$

where $d_{\max} = \max(d, d_P)$, n is the number of training queries, d_P is the preference model VC-dimension, and \tilde{O} hides logarithmic factors in n and δ .

The bound highlights that WS-GRPO’s additional guidance term contributes a controlled estimation error, supporting generalizable improvements in policy efficiency. Together, these guarantees characterize how preference model estimation error and reasoning trajectory length affect WS-GRPO, and they quantify how such errors propagate to the policy’s performance when optimizing multi-step reasoning trajectories under our objective.

4. Experiments

4.1. Experimental Setup

We conduct experiments on four reasoning benchmarks spanning diverse domains: ARC (Clark et al., 2018) (science exam questions), CommonsenseQA (Talmor et al., 2019) (commonsense multiple-choice QA), DeepMath (He et al., 2025) (mathematical reasoning), and GSM8K (Cobbe et al., 2021) (grade-school math word problems). Table 2 summarizes the training, validation, and test splits. Together, these datasets capture complementary reasoning challenges ranging from scientific knowledge application and commonsense inference to multi-step mathematical problem solving.

We compare against two primary baselines: GRPO (Shao et al., 2024), the original group-relative policy optimization using only binary correctness rewards, and Dr.GRPO (Liu et al., 2025c), which incorporates distributional reward normalization for improved training stability. Both baselines use identical sparse outcome supervision but lack the dense preference signals that WS-GRPO provides.

Our implementation uses instruction-tuned language models across multiple scales: Qwen3-4B-Instruct, Qwen-2.5-7B-Instruct (Yang et al., 2025a), Llama-3.2-3B-Instruct, and Llama-3.1-8B-Instruct (Grattafiori et al., 2024). For Phase I preference learning, we generate 4 reasoning trajectories per question and construct preference pairs based on trajectory-level outcome comparisons. The preference model employs

a FLAN-T5 encoder followed by a lightweight MLP classifier. Phase II policy optimization uses $G = 8$ generations per problem with mixing weight $\lambda = 0.1$ to balance preference and outcome rewards (Algorithm 2). All hyperparameters and training details are provided in Section A.4.

4.2. MAIN RESULTS

Table 1 presents Pass@1 accuracy, mean response completion length, and average reasoning steps for Qwen2.5-7B-Instruct and Qwen3-4B-Instruct across four reasoning benchmarks. Additional results for Llama models (Table 3) show consistent patterns. WS-GRPO demonstrates substantial efficiency gains, with 50 to 90 percent reductions in response length and reasoning steps, coupled with modest accuracy trade-offs across most configurations. Effectiveness varies by dataset structure and model architecture.

Structured reasoning tasks (ARC and CommonsenseQA) show strong performance. On ARC, Qwen models maintain competitive accuracy (87.9% and 88.6% vs. 90.4% and 93.0%) while reducing length by 86-93% and steps by 75-83%. Llama models show similar patterns (Llama-3.2-3B-Instruct: 74.8% accuracy, 85.7% length reduction; Llama-3.1-8B-Instruct: 82.4% accuracy). CommonsenseQA results reveal model-dependent behavior. Qwen2.5-7B-Instruct maintains 83.7% accuracy ($\Delta = -2.1\%$) with 47% fewer steps, whereas Qwen3-4B-Instruct shows 76.8% accuracy ($\Delta = -2.9\%$) with increased verbosity (+187% length, +116% steps). Llama-3.1-8B-Instruct achieves a 76.7% length reduction with similar accuracy trade-offs.

Mathematical reasoning tasks (DeepMath and GSM8K) present different trade-offs. GSM8K shows accuracy decreases of 7.5% (Qwen2.5-7B-Instruct) and 1.6% (Qwen3-4B-Instruct), with length reductions of 55% and 23%. DeepMath exhibits higher variability across models: Qwen2.5-7B loses 4.1% accuracy with 97% length increase, while Qwen3-4B-Instruct drops 8.8% despite 90% length reduction. Llama-3.1-8B-Instruct shows a 9.2% accuracy decrease. These patterns indicate that WS-GRPO excels at identifying redundant reasoning in structured tasks, while mathematical reasoning benefits from the dense step-level supervision that trajectory-level preferences approximate but do not fully capture.

5. Analysis of Reasoning Efficiency

5.1. Preference Model Efficacy

Figure 3 summarizes the trajectory set used to train the preference model on GSM8K. We sample multi-step reasoning trajectories and label them as correct/incorrect by final answer accuracy. Most trajectories fall in the 3 to 7 step range, with length diversity to cover varying reasoning complexity.

Table 1. Main results (accuracy + efficiency) for GRPO vs DRGRPO vs WS-GRPO. We report **test-set** Pass@1 accuracy (\uparrow) and **test-set** average reasoning steps (\downarrow). Efficiency is additionally reported as the **mean completion length** in tokens (\downarrow) measured during evaluation at the **final validation checkpoint**. **Improve** compares WS-GRPO against the best baseline among {GRPO, DRGRPO} for each metric (max for Pass@1; min for length/steps). Green cells indicate improvements in cost metrics (lower steps/length).

Dataset	Metric	Qwen2.5-7B-Instruct				Qwen3-4B-Instruct			
		GRPO	DRGRPO	WS-GRPO	Improve	GRPO	DRGRPO	WS-GRPO	Improve
ARC	Pass@1 \uparrow	0.904	0.904	0.879	$\Delta = -0.025$	0.930	0.926	0.886	$\Delta = -0.044$
	Eval length (tok.) \downarrow	309.30	226.11	16.00	$\downarrow 92.9\%$	161.94	268.47	20.23	$\downarrow 87.5\%$
	Avg steps \downarrow	14.72	11.51	2.00	$\downarrow 82.6\%$	8.04	12.34	2.00	$\downarrow 75.1\%$
CommonsenseQA	Pass@1 \uparrow	0.841	0.858	0.837	$\Delta = -0.021$	0.774	0.797	0.768	$\Delta = -0.029$
	Eval length (tok.) \downarrow	63.25	62.09	50.76	$\downarrow 18.2\%$	14.04	220.59	42.64	$\uparrow 204\%$
	Avg steps \downarrow	3.96	3.80	2.00	$\downarrow 47.4\%$	1.00	10.83	2.16	$\uparrow 116\%$
DeepMath	Pass@1 \uparrow	0.535	0.484	0.494	$\Delta = -0.041$	0.620	0.612	0.532	$\Delta = -0.088$
	Eval length (tok.) \downarrow	8.15	8.34	16.18	$\uparrow 98.5\%$	188.35	185.17	16.29	$\downarrow 91.2\%$
	Avg steps \downarrow	1.00	1.00	2.00	$\uparrow 100\%$	7.09	7.29	2.00	$\downarrow 71.8\%$
GSM8K	Pass@1 \uparrow	0.924	0.926	0.851	$\Delta = -0.075$	0.906	0.933	0.917	$\Delta = -0.016$
	Eval length (tok.) \downarrow	166.97	511.05	79.26	$\downarrow 52.5\%$	161.17	146.52	114.53	$\downarrow 21.8\%$
	Avg steps \downarrow	6.12	5.63	2.17	$\downarrow 61.5\%$	7.79	1.12	2.06	$\uparrow 83.9\%$

To assess discriminative power, we measure the absolute difference between complementary preference scores, $|P(\tau^+, \tau^-) - P(\tau^-, \tau^+)|$. As shown in Figure 3 (middle), this gap increases with step count, suggesting the model becomes more confident at separating correct from incorrect trajectories as more reasoning context accumulates, with a noticeable rise after step 3.

Finally, Figure 3 (right) shows the average combined reward decreases with trajectory length. This indicates the preference model assigns higher scores to shorter trajectories on average, providing an implicit bias that can help discourage redundant or looping reasoning during policy optimization.

5.2. Training Dynamics

We analyze training dynamics by tracking validation performance throughout optimization, rather than only reporting final test accuracy. Specifically, we evaluate models at regular validation checkpoints during training and measure step-efficiency, defined as the ratio of validation Pass@1 accuracy to the average number of reasoning steps.

Figure 4 and Figure 5 visualize this metric across optimization steps for Qwen-2.5-7B-Instruct, Qwen-3-4B-Instruct, and Llama-3.2-3B-Instruct models. Across all datasets, WS-GRPO rapidly achieves competitive accuracy while substantially reducing reasoning steps, resulting in significantly higher accuracy per reasoning step early in training. In contrast, GRPO and DRGRPO often improve accuracy more slowly and rely on increasingly long reasoning chains.

Notably, WS-GRPO exhibits stable efficiency throughout training, whereas baseline methods frequently show non-monotonic behavior, reflecting trade-offs between accu-

racy gains and reasoning cost. These results highlight that weakly-supervised control primarily alters how models learn to reason, rather than simply shifting final accuracy.

6. Related Works

6.1. Group-Relative Policy Optimization

Group-Relative Policy Optimization (GRPO) is an efficient alternative to Direct Policy Optimization (DPO) (Rafailov et al., 2023; Li et al., 2025a; Wu et al., 2025a; Huang et al., 2025b), which uses group-relative baselines in place of value functions and aligns naturally with preference-based reward models (Shao et al., 2024; Liu et al., 2025c). Recent variants enrich GRPO with additional supervision: DrGRPO mitigates length bias (Liu et al., 2025c), BranchGRPO integrates process-level signals via branch sampling and pruning (Li et al., 2025b), and GTPO/GRPO-S introduce token- and sequence-level advantages within the same framework (Tan et al., 2025). Other work combines GRPO with process reward models to score intermediate steps (Yang et al., 2025b; Fei et al., 2025), alongside analyses establishing convergence and alternative interpretations (Pang & Jin, 2025; Mroueh, 2025). Despite this progress, step-level supervision remains expensive, motivating GRPO extensions that leverage weaker signals; our method follows this by deriving correctness-aware step rewards from outcome supervision.

6.2. Weak Supervision

Weak supervision reduces reliance on process annotations by converting outcome signals into approximate process guidance (Wang et al., 2025; Surana et al., 2025). PRIME derives token-level learning signals from outcome labels to

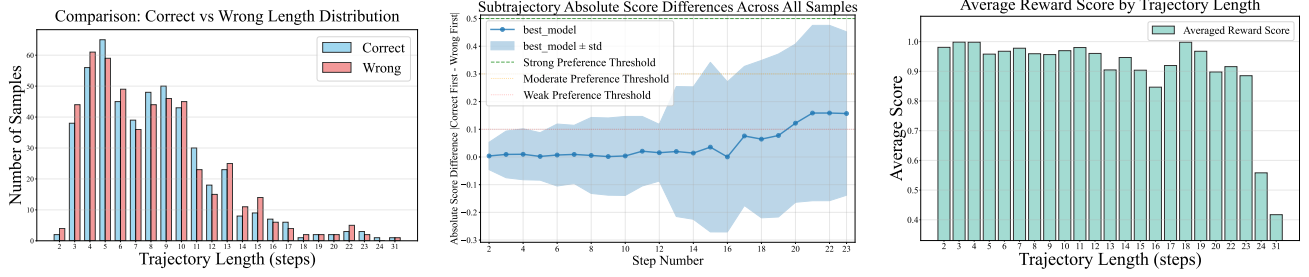


Figure 3. Figure on the left demonstrates the Trajectory Length Distribution of samples used in Analysis from GSM8K, middle figure shows the Absolute Score Difference over steps, on the right is the Average combined reward score as a function of trajectory length.

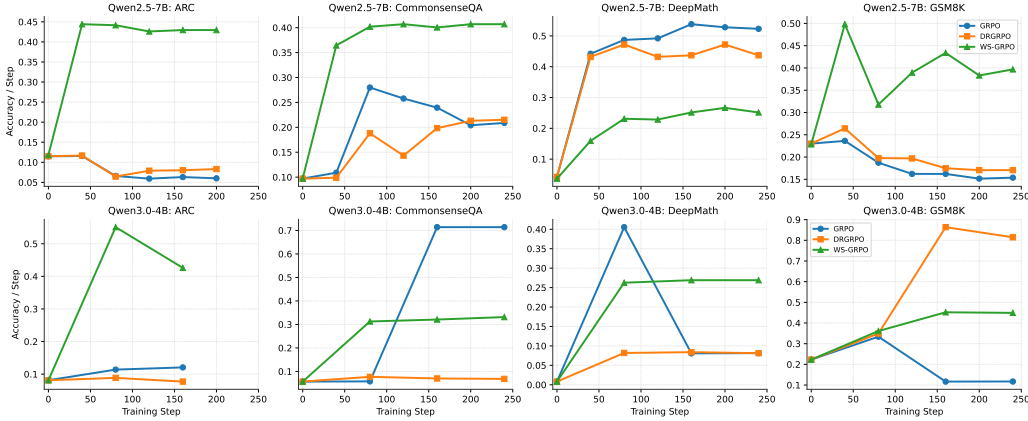


Figure 4. Validation step-efficiency (Pass@1 / average reasoning steps) across training for Qwen models. Higher values indicate greater accuracy per reasoning step. WS-GRPO consistently achieves higher step-efficiency.

train with dense rewards without human step labels (Cui et al., 2025), and related work uses heuristics or calibrated confidence to obtain weak labels (Yuan et al., 2024). Self-training methods (e.g., STaR, Self-Refine) further transform outcome feedback into weak process labels through rationale generation and refinement (Zelikman et al., 2022; Madaan et al., 2023; Huang et al., 2025a). Verifier-based approaches provide another source of weak signals, ranging from specialized verifiers to judge-model pipelines for multi-step reasoning (Lightman et al., 2023; Hosseini et al., 2024; Guo et al., 2023). Our approach builds on these ideas by constructing preference-labeled CoT data from weak signals, training a preference model, and integrating it into GRPO’s group-relative advantage estimation.

6.3. Efficient Reasoning

Efficient reasoning seeks high accuracy with shorter inference (Wu et al., 2024b;a) and fewer generated tokens, addressing overthinking in long chains-of-thought (Sui et al., 2025). Many methods optimize the accuracy–length trade-off with RL and length-aware objectives, including prompt-conditioned budgets (LCPO) (Aggarwal & Welleck, 2025), progressively tightened limits (ThinkPrune) (Hou et al.,

2025), and length-based reward shaping (LASER/LASER-D, DAST) (Liu et al., 2025b; Shen et al., 2026), with significance aware shaping to suppress low utility tokens (BINGO) (Liu et al., 2025a). Others focus on where to shorten, such as control model biases (Chen et al., 2025; Huang et al., 2025c; Azizi et al., 2025) and early-exit training via S-GRPO (Ning et al., 2025; Dai et al., 2025). These approaches often require calibrated length targets or heuristics for identifying redundancy. In contrast, WS-GRPO derives correctness-aware guidance over partial trajectories directly from outcome-level supervision, favoring continuation only when it yields meaningful progress toward a correct solution.

7. Conclusion

GRPO is effective for training reasoning models but can unintentionally encourage overly long rollouts when only outcome supervision is available. We proposed **WS-GRPO**, which converts terminal correctness into correctness aware guidance over partial trajectories by training a trajectory level preference model and projecting it to pseudo rewards via consecutive prefix comparisons. This provides continue and stop guidance that reduces redundant deliberation without relying on process annotations. We establish theoretical

prove and show on reasoning benchmarks that WS-GRPO substantially shortens rollouts while remaining competitive with baselines, yielding more concise and reliable solutions.

Impact Statement

This paper presents work whose goal is to advance the field of machine learning. There are many potential societal consequences of our work, none of which we feel must be specifically highlighted here.

References

- Aggarwal, P. and Welleck, S. L1: Controlling how long a reasoning model thinks with reinforcement learning, 2025. URL <https://arxiv.org/abs/2503.04697>.
- Azizi, S., Potraghloo, E. B., and Pedram, M. Activation steering for chain-of-thought compression, 2025. URL <https://arxiv.org/abs/2507.04742>.
- Bartlett, P. L. and Mendelson, S. Rademacher and gaussian complexities: Risk bounds and structural results. *Journal of machine learning research*, 3(Nov):463–482, 2002.
- Chen, R., Zhang, Z., Hong, J., Kundu, S., and Wang, Z. Seal: Steerable reasoning calibration of large language models for free, 2025. URL <https://arxiv.org/abs/2504.07986>.
- Clark, P., Cowhey, I., Etzioni, O., Khot, T., Sabharwal, A., Schoenick, C., and Tafjord, O. Think you have solved question answering? try arc, the ai2 reasoning challenge. *arXiv preprint arXiv:1803.05457*, 2018.
- Cobbe, K., Kosaraju, V., Bavarian, M., Chen, M., Jun, H., Kaiser, L., Plappert, M., Tworek, J., Hilton, J., Nakano, R., Hesse, C., and Schulman, J. Training verifiers to solve math word problems. *arXiv preprint arXiv:2110.14168*, 2021.
- Cui, G., Yuan, L., Wang, Z., Wang, H., Zhang, Y., Chen, J., Li, W., He, B., Fan, Y., Yu, T., et al. Process reinforcement through implicit rewards. *arXiv preprint arXiv:2502.01456*, 2025.
- Dai, M., Yang, C., and Si, Q. S-grpo: Early exit via reinforcement learning in reasoning models, 2025. URL <https://arxiv.org/abs/2505.07686>.
- Dubois, Y., Galambosi, B., Liang, P., and Hashimoto, T. B. Length-controlled alpacaeval: A simple way to debias automatic evaluators. *arXiv preprint arXiv:2404.04475*, 2024.
- Fei, W., Kong, H., Liang, S., Lin, Y., Yang, Y., Tang, J., Chen, L., and Hua, X. Self-guided process reward optimization with masked step advantage for process reinforcement learning. *arXiv preprint arXiv:2507.01551*, 2025.
- Grattafiori, A., Dubey, A., Jauhri, A., Pandey, A., Kadian, A., Al-Dahle, A., Letman, A., Mathur, A., Schelten, A., Vaughan, A., et al. The llama 3 herd of models. *arXiv preprint arXiv:2407.21783*, 2024.
- Guo, D., Yang, D., Zhang, H., Song, J., Zhang, R., Xu, R., Zhu, Q., Ma, S., Wang, P., Bi, X., et al. Deepseek-r1: Incentivizing reasoning capability in llms via reinforcement learning. *arXiv preprint arXiv:2501.12948*, 2025.
- Guo, Z., Jin, R., Liu, C., Huang, Y., Shi, D., Yu, L., Liu, Y., Li, J., Xiong, B., Xiong, D., et al. Evaluating large language models: A comprehensive survey. *arXiv preprint arXiv:2310.19736*, 2023.
- He, Z., Liang, T., Xu, J., Liu, Q., Chen, X., Wang, Y., Song, L., Yu, D., Liang, Z., Wang, W., et al. Deepmath-103k: A large-scale, challenging, decontaminated, and verifiable mathematical dataset for advancing reasoning. *arXiv preprint arXiv:2504.11456*, 2025.
- Hosseini, A., Yuan, X., Malkin, N., Courville, A., Sordoni, A., and Agarwal, R. V-star: Training verifiers for self-taught reasoners. *arXiv preprint arXiv:2402.06457*, 2024.
- Hou, B., Zhang, Y., Ji, J., Liu, Y., Qian, K., Andreas, J., and Chang, S. Thinkprune: Pruning long chain-of-thought of llms via reinforcement learning, 2025. URL <https://arxiv.org/abs/2504.01296>.
- Huang, C., Wang, L., Yang, F., Zhao, P., Li, Z., Lin, Q., Zhang, D., Rajmohan, S., and Zhang, Q. Lean and mean: Decoupled value policy optimization with global value guidance. *arXiv preprint arXiv:2502.16944*, 2025a.
- Huang, H., Huang, C., Wu, J., Yu, T., McAuley, J., and Yao, L. Listwise preference diffusion optimization for user behavior trajectories prediction. *arXiv preprint arXiv:2511.00530*, 2025b.
- Huang, Y., Chen, H., Ruan, S., Zhang, Y., Wei, X., and Dong, Y. Mitigating overthinking in large reasoning models via manifold steering, 2025c. URL <https://arxiv.org/abs/2505.22411>.
- Kikuchi, Y., Neubig, G., Sasano, R., Takamura, H., and Okumura, M. Controlling output length in neural encoder-decoders. *arXiv preprint arXiv:1609.09552*, 2016.
- Lei, S., He, F., Yuan, Y., and Tao, D. Understanding deep learning via decision boundary. *IEEE Transactions on Neural Networks and Learning Systems*, 2023.

- Li, X., Wang, C., Wu, J., Surana, R., Yu, T., McAuley, J., and Shang, J. Importance sampling for multi-negative multimodal direct preference optimization. *arXiv preprint arXiv:2509.25717*, 2025a.
- Li, Y., Wang, Y., Zhu, Y., Zhao, Z., Lu, M., She, Q., and Zhang, S. Branchgrpo: Stable and efficient grpo with structured branching in diffusion models. *arXiv preprint arXiv:2509.06040*, 2025b.
- Lightman, H., Kosaraju, V., Burda, Y., Edwards, H., Baker, B., Lee, T., Leike, J., Schulman, J., Sutskever, I., and Cobbe, K. Let’s verify step by step. In *The Twelfth International Conference on Learning Representations*, 2023.
- Liu, H., Cao, L., Ren, Y., Zhou, M., Dong, H., Ma, X., Han, S., and Zhang, D. Bingo: Boosting efficient reasoning of llms via dynamic and significance-based reinforcement learning, 2025a. URL <https://arxiv.org/abs/2506.08125>.
- Liu, W., Zhou, R., Deng, Y., Huang, Y., Liu, J., Deng, Y., Zhang, Y., and He, J. Learn to reason efficiently with adaptive length-based reward shaping, 2025b. URL <https://arxiv.org/abs/2505.15612>.
- Liu, Z., Chen, C., Li, W., Qi, P., Pang, T., Du, C., Lee, W. S., and Lin, M. Understanding rl-zero-like training: A critical perspective. *arXiv preprint arXiv:2503.20783*, 2025c.
- Madaan, A., Tandon, N., Gupta, P., Hallinan, S., Gao, L., Wiegrefe, S., Alon, U., Dziri, N., Prabhunoy, S., Yang, Y., et al. Self-refine: Iterative refinement with self-feedback. *Advances in Neural Information Processing Systems*, 36:46534–46594, 2023.
- Miao, N., Teh, Y. W., and Rainforth, T. Selfcheck: Using llms to zero-shot check their own step-by-step reasoning. *arXiv preprint arXiv:2308.00436*, 2023.
- Mohri, M., Rostamizadeh, A., and Talwalkar, A. *Foundations of machine learning*. MIT press, 2018.
- Mroueh, Y. Reinforcement learning with verifiable rewards: Grpo’s effective loss, dynamics, and success amplification. *arXiv preprint arXiv:2503.06639*, 2025.
- Murray, K. and Chiang, D. Correcting length bias in neural machine translation. *arXiv preprint arXiv:1808.10006*, 2018.
- Ning, Y., Li, W., Fang, J., Tan, N., and Liu, H. Not all thoughts are generated equal: Efficient llm reasoning via multi-turn reinforcement learning, 2025. URL <https://arxiv.org/abs/2505.11827>.
- Pang, L. and Jin, R. On the theory and practice of grpo: A trajectory-corrected approach with fast convergence. *arXiv preprint arXiv:2508.02833*, 2025.
- Rafailov, R., Sharma, A., Mitchell, E., Manning, C. D., Ermon, S., and Finn, C. Direct preference optimization: Your language model is secretly a reward model. *Advances in neural information processing systems*, 36: 53728–53741, 2023.
- Saito, K., Wachi, A., Wataoka, K., and Akimoto, Y. Verbosity bias in preference labeling by large language models. *arXiv preprint arXiv:2310.10076*, 2023.
- Shao, Z., Wang, P., Zhu, Q., Xu, R., Song, J., Bi, X., Zhang, H., Zhang, M., Li, Y., Wu, Y., et al. Deepseekmath: Pushing the limits of mathematical reasoning in open language models. *arXiv preprint arXiv:2402.03300*, 2024.
- Shen, Y., Zhang, J., Huang, J., Shi, S., Zhang, W., Yan, J., Wang, N., Wang, K., Liu, Z., and Lian, S. Dast: Difficulty-adaptive slow-thinking for large reasoning models, 2026. URL <https://arxiv.org/abs/2503.04472>.
- Shu, R., Chen, Y., Kumar, A., Ermon, S., and Poole, B. Weakly supervised disentanglement with guarantees. *arXiv preprint arXiv:1910.09772*, 2019.
- Snell, C., Lee, J., Xu, K., and Kumar, A. Scaling llm test-time compute optimally can be more effective than scaling model parameters. *arXiv preprint arXiv:2408.03314*, 2024.
- Sui, Y., Chuang, Y.-N., Wang, G., Zhang, J., Zhang, T., Yuan, J., Liu, H., Wen, A., Zhong, S., Zou, N., Chen, H., and Hu, X. Stop overthinking: A survey on efficient reasoning for large language models, 2025. URL <https://arxiv.org/abs/2503.16419>.
- Surana, R., Wu, J., Xie, Z., Xia, Y., Steck, H., Liang, D., Kallus, N., and McAuley, J. From reviews to dialogues: Active synthesis for zero-shot llm-based conversational recommender system. *arXiv preprint arXiv:2504.15476*, 2025.
- Talmor, A., Herzig, J., Lourie, N., and Berant, J. Commonsenseqa: A question answering challenge targeting commonsense knowledge. In *Proceedings of the 2019 Conference of the North American Chapter of the Association for Computational Linguistics: Human Language Technologies, Volume 1 (Long and Short Papers)*, pp. 4149–4158, 2019.
- Tan, H., Pan, J., Lin, J., Chen, T., Zheng, Z., Tang, Z., and Yang, H. Gtpo and grpo-s: Token and sequence-level reward shaping with policy entropy. *arXiv preprint arXiv:2508.04349*, 2025.

- Uesato, J., Kushman, N., Kumar, R., Song, F., Siegel, N., Wang, L., Creswell, A., Irving, G., and Higgins, I. Solving math word problems with process-and outcome-based feedback. *arXiv preprint arXiv:2211.14275*, 2022.
- Wang, C., Li, X., Zhang, J. Y., Wu, J., Huang, C., Yao, L., McAuley, J., and Shang, J. Scenealign: Aligning multimodal reasoning to scene graphs in complex visual scenes. *arXiv preprint arXiv:2601.05600*, 2026.
- Wang, R., Yu, T., Wu, J., Liu, Y., McAuley, J., and Yao, L. Weakly-supervised vlm-guided partial contrastive learning for visual language navigation. *arXiv preprint arXiv:2506.15757*, 2025.
- Wang, X., Wei, J., Schuurmans, D., Le, Q., Chi, E., Narang, S., Chowdhery, A., and Zhou, D. Self-consistency improves chain of thought reasoning in language models. *arXiv preprint arXiv:2203.11171*, 2022.
- Wei, J., Wang, X., Schuurmans, D., Bosma, M., Xia, F., Chi, E., Le, Q. V., Zhou, D., et al. Chain-of-thought prompting elicits reasoning in large language models. *Advances in neural information processing systems*, 35:24824–24837, 2022.
- Wu, J., Li, X., Wang, R., Xia, Y., Xiong, Y., Wang, J., Yu, T., Chen, X., Kveton, B., Yao, L., et al. Ocean: Offline chain-of-thought evaluation and alignment in large language models. *arXiv preprint arXiv:2410.23703*, 2024a.
- Wu, J., Yu, T., Chen, X., Wang, H., Rossi, R., Kim, S., Rao, A., and McAuley, J. Decot: Debiasing chain-of-thought for knowledge-intensive tasks in large language models via causal intervention. In *Proceedings of the 62nd Annual Meeting of the Association for Computational Linguistics (Volume 1: Long Papers)*, pp. 14073–14087, 2024b.
- Wu, J., Surana, R., Xie, Z., Shen, Y., Xia, Y., Yu, T., Rossi, R. A., Ammanabrolu, P., and McAuley, J. In-context ranking preference optimization. *arXiv preprint arXiv:2504.15477*, 2025a.
- Wu, J., Xiong, Y., Li, X., Hu, Z., Yu, T., Wang, R., Chen, X., Shang, J., and McAuley, J. Ctrl: Chain-of-thought reasoning via latent state-transition. *arXiv preprint arXiv:2507.08182*, 2025b.
- Yang, A., Li, A., Yang, B., Zhang, B., Hui, B., Zheng, B., Yu, B., Gao, C., Huang, C., Lv, C., et al. Qwen3 technical report. *arXiv preprint arXiv:2505.09388*, 2025a.
- Yang, L., Yu, Z., Cui, B., and Wang, M. Reasonflux: Hierarchical llm reasoning via scaling thought templates. *arXiv preprint arXiv:2502.06772*, 2025b.
- Yu, S., Xiong, Y., Wu, J., Li, X., Yu, T., Chen, X., Sinha, R., Shang, J., and McAuley, J. Explainable chain-of-thought reasoning: An empirical analysis on state-aware reasoning dynamics. *arXiv preprint arXiv:2509.00190*, 2025.
- Yuan, L., Li, W., Chen, H., Cui, G., Ding, N., Zhang, K., Zhou, B., Liu, Z., and Peng, H. Free process rewards without process labels. *arXiv preprint arXiv:2412.01981*, 2024.
- Zelikman, E., Wu, Y., Mu, J., and Goodman, N. Star: Bootstrapping reasoning with reasoning. *Advances in Neural Information Processing Systems*, 35:15476–15488, 2022.
- Zelikman, E., Harik, G., Shao, Y., Jayasiri, V., Haber, N., and Goodman, N. D. Quiet-star: Language models can teach themselves to think before speaking. *arXiv preprint arXiv:2403.09629*, 2024.
- Zhang, T., Cai, L., Li, J., Roberts, N., Guha, N., and Sala, F. Stronger than you think: Benchmarking weak supervision on realistic tasks. *Advances in Neural Information Processing Systems*, 37:122292–122315, 2024.
- Zhou, Z.-H. A brief introduction to weakly supervised learning. *National science review*, 5(1):44–53, 2018.

A. Appendix

A.1. Detailed Proofs

Theorem A.1 (Preference Model Consistency). *Following (Lei et al., 2023; Bartlett & Mendelson, 2002), to establish the consistency of the weakly-supervised preference model $P_{\hat{\omega}_n}$, we show that the empirical risk minimization converges to the population optimum under trajectory-level supervision.*

Setup and Definitions: Let $\mathcal{D}_n = \{(q_i, \tau_i^+, \tau_i^-)\}_{i=1}^n$ be the training dataset where τ_i^+ and τ_i^- are trajectories with correct and incorrect final outcomes, respectively. Let \mathcal{P} denote the preference model class with VC-dimension d_P .

Define the empirical risk for symmetric preference learning:

$$\hat{\mathcal{R}}_n(P_\omega) = \frac{1}{n} \sum_{i=1}^n [\ell(P_\omega([h_{q_i}; h_i^+; h_i^-]), 1) + \ell(P_\omega([h_{q_i}; h_i^-; h_i^+]), 0)] \quad (11)$$

and the population risk under trajectory-level supervision:

$$\mathcal{R}(P_\omega) = \mathbb{E}_{(q, \tau^+, \tau^-)} [\ell(P_\omega([h_q; h^+; h^-]), 1) + \ell(P_\omega([h_q; h^-; h^+]), 0)] \quad (12)$$

where $\ell : \mathbb{R} \times \{0, 1\} \rightarrow \mathbb{R}_+$ is the binary cross-entropy loss: $\ell(z, y) = -y \log \sigma(z) - (1 - y) \log(1 - \sigma(z))$.

We begin by decomposing the population risk as:

$$\mathcal{R}(P_\omega) = \mathcal{R}^*(P_\omega) + \mathcal{R}^{bias}(P_\omega) \quad (13)$$

where $\mathcal{R}^*(P_\omega)$ represents the risk under perfect step-level supervision and $\mathcal{R}^{bias}(P_\omega)$ captures the bias from using trajectory-level labels.

Under the unbiasedness assumption, for any trajectory τ , let $y_{traj}(\tau) \in \{0, 1\}$ be the binary trajectory outcome and $y_{step}^*(\tau)$ be the true step-level quality indicator. The unbiasedness condition states:

$$\mathbb{E}[y_{traj}(\tau)|\tau] = \mathbb{E}[y_{step}^*(\tau)|\tau] \quad (14)$$

This implies:

$$\mathcal{R}^{bias}(P_\omega) = \mathbb{E}_{(q, \tau^+, \tau^-)} [\ell(P_\omega([h_q; h^+; h^-]), y_{traj}(\tau^+)) - \ell(P_\omega([h_q; h^+; h^-]), y_{step}^*(\tau^+))] \quad (15)$$

$$+ \mathbb{E}_{(q, \tau^+, \tau^-)} [\ell(P_\omega([h_q; h^-; h^+]), 1 - y_{traj}(\tau^-)) - \ell(P_\omega([h_q; h^-; h^+]), 1 - y_{step}^*(\tau^-))] \quad (16)$$

By the unbiasedness assumption and linearity of expectation:

$$\mathbb{E}[\mathcal{R}^{bias}(P_\omega)] = 0 \quad (17)$$

for the preference model class \mathcal{P} with VC-dimension d_P , the Rademacher complexity is bounded by:

$$\mathfrak{R}_n(\mathcal{P}) \leq \sqrt{\frac{2d_P \log(2en/d_P)}{n}} \quad (18)$$

By the symmetrization lemma and Rademacher complexity bounds, for any $\delta > 0$:

$$\mathbb{P} \left[\sup_{P \in \mathcal{P}} |\hat{\mathcal{R}}_n(P) - \mathcal{R}(P)| \geq 2\mathfrak{R}_n(\mathcal{P}) + \sqrt{\frac{2 \log(2/\delta)}{n}} \right] \leq \delta \quad (19)$$

Substituting the Rademacher complexity bound:

$$\mathbb{P} \left[\sup_{P \in \mathcal{P}} |\hat{\mathcal{R}}_n(P) - \mathcal{R}(P)| \geq 2\sqrt{\frac{2d_P \log(2en/d_P)}{n}} + \sqrt{\frac{2 \log(2/\delta)}{n}} \right] \leq \delta \quad (20)$$

Now we analyze the empirical risk minimizer. Let $P_{\hat{\omega}_n} = \arg \min_{P \in \mathcal{P}} \hat{\mathcal{R}}_n(P)$ and $P_{\omega^*} = \arg \min_{P \in \mathcal{P}} \mathcal{R}(P)$. By the definition of empirical risk minimizer:

$$\hat{\mathcal{R}}_n(P_{\hat{\omega}_n}) \leq \hat{\mathcal{R}}_n(P_{\omega^*}) \quad (21)$$

Using the triangle inequality and uniform convergence:

$$\mathcal{R}(P_{\hat{\omega}_n}) - \mathcal{R}(P_{\omega^*}) \leq |\mathcal{R}(P_{\hat{\omega}_n}) - \hat{\mathcal{R}}_n(P_{\hat{\omega}_n})| + |\hat{\mathcal{R}}_n(P_{\hat{\omega}_n}) - \hat{\mathcal{R}}_n(P_{\omega^*})| \quad (22)$$

$$+ |\hat{\mathcal{R}}_n(P_{\omega^*}) - \mathcal{R}(P_{\omega^*})| \quad (23)$$

$$\leq 2 \sup_{P \in \mathcal{P}} |\hat{\mathcal{R}}_n(P) - \mathcal{R}(P)| \quad (24)$$

To convert risk bounds to parameter bounds, we assume the loss function ℓ is L -Lipschitz in its first argument and the preference model outputs are bounded. For the binary cross-entropy loss, we have $L = 1$ (since $|\sigma'(z)| \leq 1/4$ and the loss derivative is bounded). Using the strong convexity of the loss and the fact that the preference model is parameterized by ω :

$$\mathcal{R}(P_{\hat{\omega}_n}) - \mathcal{R}(P_{\omega^*}) \geq \frac{\mu}{2} \|\hat{\omega}_n - \omega^*\|^2 \quad (25)$$

where $\mu > 0$ is the strong convexity parameter. However, for the ℓ_∞ norm bound on function space, we use the covering number approach. By the relationship between covering numbers and VC-dimension, and using the fact that the preference model class has finite VC-dimension d_P :

$$\|P_{\hat{\omega}_n} - P_{\omega^*}\|_\infty \leq C \cdot \sup_{P \in \mathcal{P}} |\hat{\mathcal{R}}_n(P) - \mathcal{R}(P)| \quad (26)$$

for some universal constant C . Combining all results and using the uniform convergence bound:

$$\|P_{\hat{\omega}_n} - P_{\omega^*}\|_\infty \leq C \cdot \left(2\sqrt{\frac{2d_P \log(2en/d_P)}{n}} + \sqrt{\frac{2 \log(2/\delta)}{n}} \right) \quad (27)$$

$$\leq \sqrt{\frac{2d_P \log(2en/d_P) + 2 \log(2/\delta)}{n}} \quad (28)$$

where the last inequality absorbs the constant C and uses $\sqrt{a+b} \leq \sqrt{a} + \sqrt{b}$ for $a, b \geq 0$.

Therefore, with probability at least $1 - \delta$:

$$\|P_{\hat{\omega}_n} - P_{\omega^*}\|_\infty \leq \sqrt{\frac{2d_P \log(2en/d_P) + 2 \log(2/\delta)}{n}} \quad (29)$$

Theorem A.2 (Policy Robustness to Preference Errors). *Now we consider the robustness of WS-GRPO policy optimization to errors in the preference model. Following the analysis in (Mohri et al., 2018), we bound the performance degradation in terms of the preference model error.*

Let $J_{\text{WS-GRPO}}(\theta)$ and $J^*(\theta)$ denote the expected returns under WS-GRPO and oracle GRPO with perfect step-level rewards, respectively:

$$J_{\text{WS-GRPO}}(\theta) = \mathbb{E}_{q, \{\tau_i\}} \left[\frac{1}{G} \sum_{i=1}^G \frac{1}{|\tau_i|} \sum_{t=1}^{|\tau_i|} \pi_\theta(a_{i,t} | s_{i,t}) \hat{A}_{i,t}^{\text{WS}} \right] \quad (30)$$

$$J^*(\theta) = \mathbb{E}_{q, \{\tau_i\}} \left[\frac{1}{G} \sum_{i=1}^G \frac{1}{|\tau_i|} \sum_{t=1}^{|\tau_i|} \pi_\theta(a_{i,t} | s_{i,t}) \hat{A}_{i,t}^{\text{oracle}} \right] \quad (31)$$

where the advantages are computed using the GRPO normalization:

$$\hat{A}_{i,t}^{WS} = \frac{R_i^{WS} - \bar{R}^{WS}}{\sigma^{WS}} \quad (32)$$

$$\hat{A}_{i,t}^{oracle} = \frac{R_i^{oracle} - \bar{R}^{oracle}}{\sigma^{oracle}} \quad (33)$$

with group statistics $\bar{R} = \frac{1}{G} \sum_{i=1}^G R_i$ and $\sigma = \sqrt{\frac{1}{G} \sum_{i=1}^G (R_i - \bar{R})^2}$.

We begin by analyzing the reward decomposition. The WS-GRPO reward combines preference and final outcome components:

$$R_i^{WS} = \lambda R_i^{pref} + R_i^{final} \quad (34)$$

For each trajectory τ_i , the preference reward is computed as:

$$R_i^{pref} = \sum_{t=2}^{|\tau_i|} \sigma(P_{\hat{\omega}_n}(h_q, E(s_{i,1:t-1}), E(s_{i,1:t}))) \quad (35)$$

where $P_{\hat{\omega}_n}(h_q, h_{short}, h_{long})$ outputs a preference score for the longer trajectory segment.

The oracle reward uses the true preference model P_{ω^*} :

$$R_i^{oracle} = \lambda R_i^{oracle-pref} + R_i^{final} \quad (36)$$

where:

$$R_i^{oracle-pref} = \sum_{t=2}^{|\tau_i|} \sigma(P_{\omega^*}(h_q, E(s_{i,1:t-1}), E(s_{i,1:t}))) \quad (37)$$

Using the bounded error assumption $\epsilon_{pref} = \|P_{\hat{\omega}_n} - P_{\omega^*}\|_{\infty}$ and the Lipschitz property of the sigmoid function, we can bound the preference reward error. The sigmoid function $\sigma(z) = \frac{1}{1+e^{-z}}$ has derivative $\sigma'(z) = \sigma(z)(1 - \sigma(z)) \leq \frac{1}{4}$, making it $\frac{1}{4}$ -Lipschitz.

For each step-wise preference reward:

$$|\sigma(P_{\hat{\omega}_n}(h_q, E(s_{i,1:t-1}), E(s_{i,1:t}))) - \sigma(P_{\omega^*}(h_q, E(s_{i,1:t-1}), E(s_{i,1:t})))| \quad (38)$$

$$\leq \frac{1}{4} |P_{\hat{\omega}_n}(h_q, E(s_{i,1:t-1}), E(s_{i,1:t})) - P_{\omega^*}(h_q, E(s_{i,1:t-1}), E(s_{i,1:t}))| \quad (39)$$

$$\leq \frac{1}{4} \epsilon_{pref} \quad (40)$$

Summing over all steps in trajectory τ_i :

$$|R_i^{pref} - R_i^{oracle-pref}| = \left| \sum_{t=2}^{|\tau_i|} [\sigma(P_{\hat{\omega}_n}(\cdot)) - \sigma(P_{\omega^*}(\cdot))] \right| \quad (41)$$

$$\leq \sum_{t=2}^{|\tau_i|} |\sigma(P_{\hat{\omega}_n}(\cdot)) - \sigma(P_{\omega^*}(\cdot))| \quad (42)$$

$$\leq \sum_{t=2}^{|\tau_i|} \frac{1}{4} \epsilon_{pref} \quad (43)$$

$$= \frac{|\tau_i| - 1}{4} \epsilon_{pref} \quad (44)$$

$$\leq \frac{T_{\max}}{4} \epsilon_{pref} \quad (45)$$

where T_{\max} is the maximum trajectory length.

$$|R_i^{\text{WS}} - R_i^{\text{oracle}}| = |\lambda R_i^{\text{pref}} + R_i^{\text{final}} - \lambda R_i^{\text{oracle-pref}} - R_i^{\text{final}}| \quad (46)$$

$$= |\lambda(R_i^{\text{pref}} - R_i^{\text{oracle-pref}})| \quad (47)$$

$$= \lambda |R_i^{\text{pref}} - R_i^{\text{oracle-pref}}| \quad (48)$$

$$\leq \lambda \frac{T_{\max}}{4} \epsilon_{\text{pref}} \quad (49)$$

The advantage functions are computed using group normalization. For the group statistics:

$$|\bar{R}^{\text{WS}} - \bar{R}^{\text{oracle}}| = \left| \frac{1}{G} \sum_{i=1}^G R_i^{\text{WS}} - \frac{1}{G} \sum_{i=1}^G R_i^{\text{oracle}} \right| \quad (50)$$

$$= \frac{1}{G} \left| \sum_{i=1}^G (R_i^{\text{WS}} - R_i^{\text{oracle}}) \right| \quad (51)$$

$$\leq \frac{1}{G} \sum_{i=1}^G |R_i^{\text{WS}} - R_i^{\text{oracle}}| \quad (52)$$

$$\leq \frac{1}{G} \cdot G \cdot \lambda \frac{T_{\max}}{4} \epsilon_{\text{pref}} \quad (53)$$

$$= \lambda \frac{T_{\max}}{4} \epsilon_{\text{pref}} \quad (54)$$

For the standard deviations, assuming bounded rewards and using the fact that standard deviation is Lipschitz with constant 1:

$$|\sigma^{\text{WS}} - \sigma^{\text{oracle}}| \leq \lambda \frac{T_{\max}}{4} \epsilon_{\text{pref}} \quad (55)$$

The advantage difference can be bounded as:

$$|\hat{A}_{i,t}^{\text{WS}} - \hat{A}_{i,t}^{\text{oracle}}| = \left| \frac{R_i^{\text{WS}} - \bar{R}^{\text{WS}}}{\sigma^{\text{WS}}} - \frac{R_i^{\text{oracle}} - \bar{R}^{\text{oracle}}}{\sigma^{\text{oracle}}} \right| \quad (56)$$

$$\leq \frac{|R_i^{\text{WS}} - R_i^{\text{oracle}}|}{\min(\sigma^{\text{WS}}, \sigma^{\text{oracle}})} + \frac{|\bar{R}^{\text{WS}} - \bar{R}^{\text{oracle}}|}{\min(\sigma^{\text{WS}}, \sigma^{\text{oracle}})} \quad (57)$$

$$+ \frac{|R_i^{\text{oracle}} - \bar{R}^{\text{oracle}}| \cdot |\sigma^{\text{WS}} - \sigma^{\text{oracle}}|}{(\sigma^{\text{WS}})(\sigma^{\text{oracle}})} \quad (58)$$

Assuming the group standard deviations are bounded away from zero (i.e., $\sigma^{\text{WS}}, \sigma^{\text{oracle}} \geq \sigma_{\min} > 0$), we get:

$$|\hat{A}_{i,t}^{\text{WS}} - \hat{A}_{i,t}^{\text{oracle}}| \leq C \lambda \frac{T_{\max}}{4} \epsilon_{\text{pref}} \quad (59)$$

for some constant $C > 0$ depending on σ_{\min} and reward bounds.

Since the policy class is uniformly bounded, there exists $M > 0$ such that $|\pi_{\theta}(a|s)| \leq M$ for all θ, a, s . The objective

difference is:

$$|\mathbb{E}[J_{\text{WS-GRPO}}(\theta)] - \mathbb{E}[J^*(\theta)]| \quad (60)$$

$$= \left| \mathbb{E}_{q, \{\tau_i\}} \left[\frac{1}{G} \sum_{i=1}^G \frac{1}{|\tau_i|} \sum_{t=1}^{|\tau_i|} \pi_\theta(a_{i,t}|s_{i,t}) (\hat{A}_{i,t}^{\text{WS}} - \hat{A}_{i,t}^{\text{oracle}}) \right] \right| \quad (61)$$

$$\leq \mathbb{E}_{q, \{\tau_i\}} \left[\frac{1}{G} \sum_{i=1}^G \frac{1}{|\tau_i|} \sum_{t=1}^{|\tau_i|} |\pi_\theta(a_{i,t}|s_{i,t})| \cdot |\hat{A}_{i,t}^{\text{WS}} - \hat{A}_{i,t}^{\text{oracle}}| \right] \quad (62)$$

$$\leq M \cdot \mathbb{E}_{q, \{\tau_i\}} \left[\frac{1}{G} \sum_{i=1}^G \frac{1}{|\tau_i|} \sum_{t=1}^{|\tau_i|} |\hat{A}_{i,t}^{\text{WS}} - \hat{A}_{i,t}^{\text{oracle}}| \right] \quad (63)$$

$$\leq M \cdot C \lambda \frac{T_{\max}}{4} \epsilon_{\text{pref}} \quad (64)$$

Absorbing the constants M and C into a single constant, we obtain:

$$|\mathbb{E}[J_{\text{WS-GRPO}}(\theta)] - \mathbb{E}[J^*(\theta)]| \leq \frac{\lambda T_{\max}}{4} \cdot \epsilon_{\text{pref}} \quad (65)$$

This bound holds with probability at least $1 - \delta$ when ϵ_{pref} is the bound from Theorem A.1.

Theorem A.3 (WS-GRPO Generalization Bound). *Now we establish the comprehensive generalization bound for WS-GRPO by combining all error sources through a union bound. We decompose the generalization error into three components.*

Let $\mathcal{R}(\pi_\theta)$ denote the true risk (expected performance) and $\hat{\mathcal{R}}(\pi_\theta)$ denote the empirical risk computed on the training set of size n . We want to bound $\mathcal{R}(\pi_\theta) - \hat{\mathcal{R}}(\pi_\theta)$.

For WS-GRPO, the empirical risk involves both policy gradient terms and preference reward terms:

$$\hat{\mathcal{R}}(\pi_\theta) = \frac{1}{n} \sum_{j=1}^n \left[\frac{1}{G} \sum_{i=1}^G \frac{1}{|\tau_{j,i}|} \sum_{t=1}^{|\tau_{j,i}|} \log \pi_\theta(a_{j,i,t}|s_{j,i,t}) \hat{A}_{j,i,t}^{\text{WS}} \right] \quad (66)$$

where $\hat{A}_{j,i,t}^{\text{WS}}$ are advantages computed using WS-GRPO rewards.

For the policy class \mathcal{H} with VC-dimension d , the Rademacher complexity of the policy class is:

$$\mathfrak{R}_n(\mathcal{H}) = \mathbb{E}_\sigma \left[\sup_{\pi \in \mathcal{H}} \frac{1}{n} \sum_{j=1}^n \sigma_j \ell(\pi, x_j) \right] \leq \sqrt{\frac{2d \log(2en/d)}{n}} \quad (67)$$

where $\sigma = (\sigma_1, \dots, \sigma_n)$ are independent Rademacher variables and $\ell(\pi, x_j)$ represents the loss for policy π on example x_j .

Using McDiarmid's inequality with the bounded difference assumption (policy outputs are bounded), we have:

$$\mathbb{P} \left[\sup_{\pi \in \mathcal{H}} |\mathcal{R}_{\text{GRPO}}(\pi) - \hat{\mathcal{R}}_{\text{GRPO}}(\pi)| \geq 2\mathfrak{R}_n(\mathcal{H}) + \sqrt{\frac{2 \log(2/\delta_1)}{n}} \right] \leq \delta_1 \quad (68)$$

Substituting the Rademacher complexity bound:

$$\mathbb{P} \left[\sup_{\pi \in \mathcal{H}} |\mathcal{R}_{\text{GRPO}}(\pi) - \hat{\mathcal{R}}_{\text{GRPO}}(\pi)| \geq 2\sqrt{\frac{2d \log(2en/d)}{n}} + \sqrt{\frac{2 \log(2/\delta_1)}{n}} \right] \leq \delta_1 \quad (69)$$

Using the inequality $\sqrt{a} + \sqrt{b} \leq \sqrt{2(a+b)}$ for $a, b \geq 0$:

$$\mathbb{P} \left[\sup_{\pi \in \mathcal{H}} \left| \mathcal{R}_{GRPO}(\pi) - \hat{\mathcal{R}}_{GRPO}(\pi) \right| \geq \sqrt{\frac{8d \log(2en/d) + 8 \log(2/\delta_1)}{n}} \right] \leq \delta_1 \quad (70)$$

Each preference reward is bounded:

$$|R_i^{pref}| = \left| \sum_{t=2}^{|\tau_i|} \sigma(P_{\hat{\omega}_n}(\cdot)) \right| \leq \sum_{t=2}^{|\tau_i|} 1 = |\tau_i| - 1 \leq T_{\max} \quad (71)$$

Since the preference model output is bounded by $|P_{\hat{\omega}_n}(\cdot)| \leq B$, and $\sigma(z) \in [0, 1]$, we have:

$$|R_i^{pref}| \leq BT_{\max} \quad (72)$$

The preference-augmented loss function is:

$$\ell_{pref}(\pi, q, \{\tau_i\}) = \frac{1}{G} \sum_{i=1}^G \frac{\lambda R_i^{pref}}{|\tau_i|} \sum_{t=1}^{|\tau_i|} \log \pi(a_{i,t} | s_{i,t}) \quad (73)$$

Since $|\log \pi(a|s)| \leq \log(1/\pi_{\min}) \leq L_\pi$ for some constant L_π , the preference loss is bounded by:

$$|\ell_{pref}(\pi, q, \{\tau_i\})| \leq \frac{1}{G} \sum_{i=1}^G \frac{\lambda BT_{\max}}{|\tau_i|} \cdot |\tau_i| \cdot L_\pi = \lambda BT_{\max} L_\pi \quad (74)$$

Applying Hoeffding's inequality to the bounded preference rewards:

$$\mathbb{P} \left[\left| \mathbb{E}[\ell_{pref}] - \hat{\mathbb{E}}[\ell_{pref}] \right| \geq t \right] \leq 2 \exp \left(-\frac{2nt^2}{(\lambda BT_{\max} L_\pi)^2} \right) \quad (75)$$

Setting the right-hand side equal to δ_2 and solving for t :

$$t = \lambda BT_{\max} L_\pi \sqrt{\frac{\log(2/\delta_2)}{2n}} \quad (76)$$

Absorbing L_π into the bound and using a looser but cleaner bound:

$$\mathbb{P} \left[\left| \mathbb{E}[R^{pref}] - \hat{\mathbb{E}}[R^{pref}] \right| \geq \lambda BT_{\max} \sqrt{\frac{2 \log(2/\delta_2)}{n}} \right] \leq \delta_2 \quad (77)$$

From Theorems A.1 and A.2, the preference model error contributes an additional term. The preference model error is bounded by:

$$\epsilon_{pref} = \|P_{\hat{\omega}_n} - P_{\omega^*}\|_\infty \leq \sqrt{\frac{2d_P \log(2en/d_P) + 2 \log(2/\delta_3)}{n}} \quad (78)$$

This error propagates to the policy objective with the bound from Theorem A.2:

$$|\mathbb{E}[J_{WS-GRPO}(\theta)] - \mathbb{E}[J^*(\theta)]| \leq \frac{\lambda T_{\max}}{4} \epsilon_{pref} \quad (79)$$

Substituting the preference model error bound:

$$|\mathbb{E}[J_{WS-GRPO}(\theta)] - \mathbb{E}[J^*(\theta)]| \leq \frac{\lambda T_{\max}}{4} \sqrt{\frac{2d_P \log(2en/d_P) + 2 \log(2/\delta_3)}{n}} \quad (80)$$

This gives us:

$$\mathbb{P} \left[|\mathbb{E}[J_{WS-GRPO}(\theta)] - \mathbb{E}[J^*(\theta)]| \geq \frac{\lambda T_{\max}}{4} \sqrt{\frac{2d_P \log(2en/d_P) + 2\log(2/\delta_3)}{n}} \right] \leq \delta_3 \quad (81)$$

Now we combine all error sources using the union bound. Setting $\delta_1 = \delta_2 = \delta_3 = \delta/3$ and applying the union bound, with probability at least $1 - \delta$:

$$\mathcal{R}(\pi_\theta) - \hat{\mathcal{R}}(\pi_\theta) \leq |\mathcal{R}_{GRPO}(\pi_\theta) - \hat{\mathcal{R}}_{GRPO}(\pi_\theta)| \quad (82)$$

$$+ |\mathbb{E}[\ell_{pref}] - \hat{\mathbb{E}}[\ell_{pref}]| \quad (83)$$

$$+ |\mathbb{E}[J_{WS-GRPO}(\theta)] - \mathbb{E}[J^*(\theta)]| \quad (84)$$

Substituting the individual bounds:

$$\mathcal{R}(\pi_\theta) - \hat{\mathcal{R}}(\pi_\theta) \leq \sqrt{\frac{8d \log(2en/d) + 8\log(6/\delta)}{n}} \quad (85)$$

$$+ \lambda B T_{\max} \sqrt{\frac{2\log(6/\delta)}{n}} \quad (86)$$

$$+ \frac{\lambda T_{\max}}{4} \sqrt{\frac{2d_P \log(2en/d_P) + 2\log(6/\delta)}{n}} \quad (87)$$

To obtain a more compact form, we combine these three terms. Let $d_{\max} = \max(d, d_P)$ and observe that all terms have the same $O(\sqrt{\log n/n})$ rate. Using the inequality $\sqrt{a} + \sqrt{b} + \sqrt{c} \leq \sqrt{3(a+b+c)}$ and factoring out common terms:

$$\mathcal{R}(\pi_\theta) - \hat{\mathcal{R}}(\pi_\theta) \leq \sqrt{\frac{8d \log(2en/d) + 8\log(12/\delta)}{n}} \quad (88)$$

$$+ \lambda B T_{\max} \sqrt{\frac{2\log(12/\delta)}{n}} \quad (89)$$

$$+ \frac{\lambda T_{\max}}{4} \sqrt{\frac{2d_P \log(2en/d_P) + 2\log(12/\delta)}{n}} \quad (90)$$

$$\leq \sqrt{\frac{C_1 d_{\max} \log(en/d_{\max}) + C_2 \lambda^2 (B T_{\max})^2 + C_3 \log(1/\delta)}{n}} \quad (91)$$

where $C_1, C_2, C_3 > 0$ are universal constants that absorb the numerical factors. This compact form shows that the generalization error scales as:

$$\mathcal{R}(\pi_\theta) - \hat{\mathcal{R}}(\pi_\theta) = \tilde{O} \left(\sqrt{\frac{d_{\max} + \lambda^2 (B T_{\max})^2}{n}} \right) \quad (92)$$

where \tilde{O} hides logarithmic factors in n and δ . This demonstrates that WS-GRPO maintains the standard statistical learning rate while the preference-specific terms contribute additively to the complexity, controlled by the mixing weight λ and model capacities.

Prompt 1: AI2-ARC Scientific Reasoning
System Prompt:

A conversation between User and Assistant. The User asks a question, and the Assistant solves it. The Assistant first thinks about the reasoning process in the mind and then provides the User with the answer. The reasoning process is enclosed within `<think>` `</think>` and answer is enclosed within `<answer>` `</answer>` tags, respectively, i.e., `<think>` reasoning process here `</think>` `<answer>` answer here`</answer>`. `<answer>` must contain only the letter of your choice (A, B, C, D).

User Prompt:

`<Question>`
`<Options>`

Prompt 2: CommonsenseQA Reasoning
System Prompt:

A conversation between User and Assistant. The User asks a question, and the Assistant solves it. The Assistant first thinks about the reasoning process in the mind and then provides the User with the answer. The reasoning process is enclosed within `<think>` `</think>` and answer is enclosed within `<answer>` `</answer>` tags, respectively, i.e., `<think>` reasoning process here `</think>` `<answer>` answer here`</answer>`. `<answer>` must contain only the letter of your choice (A, B, C, D, or E).

User Prompt:

`<Question>`
`<Options>`

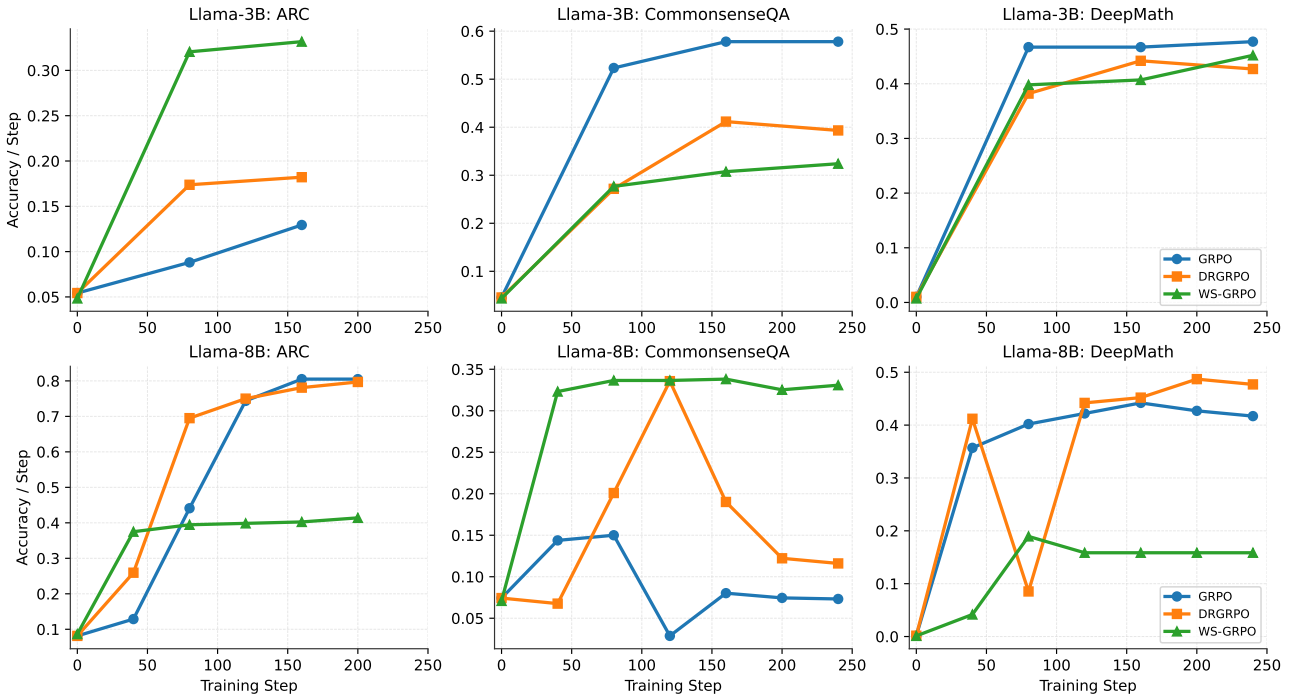
A.2. Dataset Details


Figure 5. Validation step-efficiency (Pass@1 / average reasoning steps) across training for Llama models. Higher values indicate greater accuracy per reasoning step.

WS-GRPO: Weakly-Supervised Group-Relative Policy Optimization

Dataset	Training	Validation	Testing
ARC	1813	129	648
CommonsenseQA	2000	200	2740
Deepmath	2000	200	2883
GSM8K	2000	200	2198

Table 2. Training/Validation/Testing Split for ARC and CommonsenseQA datasets.

Table 3. **Main results (accuracy + efficiency) for GRPO vs DRGRPO vs WS-GRPO.** We report **test-set** Pass@1 accuracy (\uparrow) and **test-set** average reasoning steps (\downarrow). Efficiency is additionally reported as the **mean completion length** in tokens (\downarrow) measured during evaluation at the **final validation checkpoint**. **Improve** compares WS-GRPO against the best baseline among {GRPO, DRGRPO} for each metric (max for Pass@1; min for length/steps). Green cells indicate improvements in cost metrics (lower steps/length).

Dataset	Metric	Llama-3.2-3B-Instruct				Llama-3.1-8B-Instruct			
		GRPO	DRGRPO	WS-GRPO	Improve	GRPO	DRGRPO	WS-GRPO	Improve
ARC	Pass@1 \uparrow	0.794	0.782	0.748	$\Delta = -0.046$	0.816	0.841	0.824	$\Delta = -0.017$
	Eval length (tok.) \downarrow	137.20	97.91	14.00	$\downarrow 85.7\%$	13.05	8.00	20.00	$\uparrow 150\%$
	Avg steps \downarrow	5.07	4.22	2.04	$\downarrow 51.7\%$	1.00	1.00	2.00	$\uparrow 100\%$
CommonsenseQA	Pass@1 \uparrow	0.714	0.717	0.688	$\Delta = -0.029$	0.737	0.749	0.721	$\Delta = -0.028$
	Eval length (tok.) \downarrow	38.20	51.60	37.49	$\downarrow 1.9\%$	165.03	441.09	38.44	$\downarrow 76.7\%$
	Avg steps \downarrow	1.17	1.80	2.01	$\uparrow 71.8\%$	9.36	5.81	2.11	$\downarrow 63.7\%$
DeepMath	Pass@1 \uparrow	0.455	0.460	0.464	$\Delta = +0.004$	0.464	0.463	0.372	$\Delta = -0.092$
	Eval length (tok.) \downarrow	9.02	8.14	12.66	$\uparrow 55.5\%$	9.09	512.00	41.49	$\uparrow 356\%$
	Avg steps \downarrow	1.00	1.01	1.00	$\downarrow 0\%$	1.00	1.00	2.00	$\uparrow 100\%$

A.3. Length Penalty

To encourage reasoning trajectories with appropriate length, we apply a length penalty to the stepwise reward:

$$\ell(n) = \begin{cases} -\alpha(n_{\min} - n) & \text{if } n < n_{\min} \\ 0 & \text{if } n_{\min} \leq n \leq n_{\max} \\ -\alpha(n - n_{\max}) & \text{if } n > n_{\max} \end{cases} \quad (93)$$

where n is the number of reasoning steps, $n_{\min} = 3$, $n_{\max} = 6$, and $\alpha = 0.1$. The adjusted stepwise reward is computed as:

$$r_{\text{step}} = \frac{\bar{p} + \ell(n)}{n} \quad (94)$$

where \bar{p} is the mean preference probability across steps. This normalization ensures fair comparison across trajectories of different lengths.

A.4. Training Hyperparameters

Phase I - Preference Learning: We use Qwen2.5-3B-Instruct to generate 4 reasoning trajectories per question, yielding an average of 85,425 preference pairs per dataset (ranging from 60K to 103K). We apply a 90%/10% train-validation split. The preference model uses a frozen FLAN-T5 encoder followed by a lightweight MLP classifier with hidden dimension 512, with batch size 32 and learning rate 5×10^{-5} .

Phase II - Policy Optimization: We use $G = 8$ rollouts per prompt with learning rate $\eta = 1 \times 10^{-5}$. The mixing weight is set to $\lambda = 0.1$ to balance preference rewards with outcome correctness. Length penalty coefficient $\alpha = 0.1$ encourages trajectories between 3 and 6 reasoning steps (see Section A.3 for details). Step-wise rewards are normalized by trajectory length to prevent bias toward longer sequences.

A.5. Ability to anticipate final correctness for preference model

We further designed a fine-grained metric to assess the model’s ability to anticipate final correctness from partial trajectories. For each pair of correct and incorrect trajectories of length n , we evaluate all prefixes of length $2, 3, \dots, n$. A correctly

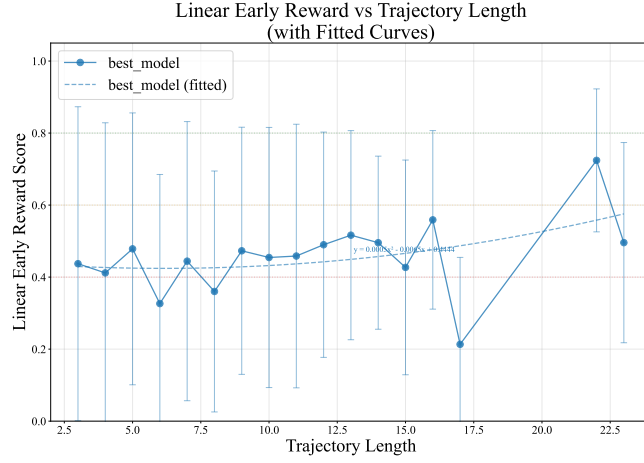


Figure 6. Preference Model Effectiveness

ordered prefix pair receives a weight inversely proportional to its step index, emphasizing early correct predictions. The cumulative score is normalized by the maximum achievable value. Figure 6 shows that this metric increases with trajectory length, confirming that the model not only distinguishes full trajectories but also reliably ranks partial reasoning paths. The upward trend suggests that longer trajectories provide more discriminative signal, enabling more accurate stepwise reward assignment during policy optimization.