

All Leaks Count, Some Count More: Interpretable Temporal Contamination Detection in LLM Backtesting

Zeyu Zhang¹ Ryan Chen¹ Bradly C. Stadie^{1,2}

Abstract

To evaluate whether LLMs can accurately predict future events, we need the ability to *backtest* them on events that have already resolved. This requires models to reason only with information available at a specified past date. Yet LLMs may inadvertently leak post-cutoff knowledge encoded during training, undermining the validity of retrospective evaluation. We introduce a claim-level framework for detecting and quantifying this *temporal knowledge leakage*. Our approach decomposes model rationales into atomic claims and categorizes them by temporal verifiability, then applies *Shapley values* to measure each claim’s contribution to the prediction. This yields the **Shapley-weighted Decision-Critical Leakage Rate (Shapley-DCLR)**, an interpretable metric that captures what fraction of decision-driving reasoning derives from leaked information. Building on this framework, we propose **Time-Supervised Prediction with Extracted Claims (TimeSPEC)**, which interleaves generation with claim verification and regeneration to proactively filter temporal contamination—producing predictions where every supporting claim can be traced to sources available before the cutoff date. Experiments on 350 instances spanning U.S. Supreme Court case prediction, NBA salary estimation, and stock return ranking reveal substantial leakage in standard prompting baselines. TimeSPEC reduces Shapley-DCLR while preserving task performance, demonstrating that explicit, interpretable claim-level verification outperforms prompt-based temporal constraints for reliable backtesting.

1 Introduction

Large language models have demonstrated remarkable capabilities across diverse prediction tasks [5], from forecasting legal outcomes to estimating financial metrics [34]. A natural question is whether these models can accurately predict *future* events. Answering this requires *backtesting*—evaluating models on historical events where ground truth is available [4]. The implicit contract is that models reason using only information available at a specified past date t_{ref} , simulating the epistemic state of an observer at that time.

However, LLMs pose a fundamental challenge to this paradigm. Models trained on web-scale corpora inevitably encode information about events occurring *after* t_{ref} . When predicting the outcome, an LLM may inadvertently “recall” the actual ruling from its training data, producing accurate predictions through illegitimate means. This problem—variously termed *temporal contamination* [2], *look-ahead bias* [25], or *temporal knowledge leakage*—has emerged as a critical concern for LLM-based forecasting. Unlike training data leakage that exposes memorized content [6, 19], temporal leakage manifests subtly through parametric memory, making detection non-trivial. Recent work has examined temporal blind spots [31]

and knowledge evolution [37, 38] in LLMs, while concurrent studies [17, 36] identify substantial leakage in financial forecasting. Yet existing approaches lack fine-grained attribution of *which* information constitutes leakage and *how much* it influences predictions.

We introduce a claim-level framework for detecting, quantifying, and preventing temporal knowledge leakage. Our approach decomposes model rationales into atomic claims, each of which is a temporal verifiable assertion, and analyzes each claim’s temporal provenance. A key insight is that certain claim types have *deterministic leakage status*. Claims stating the prediction target are leaked by definition; established background knowledge is timeless and never leaked. This property enables category-based optimization that improves detection accuracy and reduces verification cost. To measure severity, we observe that leaked claims vary in their influence on predictions: some affect the outcome minimally, while others drive the decision critically. Applying Shapley values [20, 27] to quantify each claim’s marginal contribution, we derive **Shapley-DCLR (Shapley-weighted Decision-Critical Leakage Rate)**—an interpretable metric capturing what fraction of decision-driving reasoning derives from leaked information.

Besides, we propose **TimeSPEC (Time-Supervised Prediction with Extracted Claims)**, a multi-phase architecture that proactively prevents leakage. TimeSPEC interleaves generation with claim extraction and verification; when temporal violations are detected, regeneration produces corrected output using only validated evidence. Unlike prompt-based approaches that constrain models in the prompt—which fail because LLMs cannot reliably self-assess temporal validity of their own knowledge—our architecture enforces constraints through programmatic verification via external search and explicit date comparison.

We evaluate on 350 instances spanning U.S. Supreme Court case prediction, NBA salary estimation, and S&P 500 stock ranking, applying our Shapley-DCLR metric to quantify leakage across all agents. Standard prompting baselines exhibit substantial leakage even with explicit temporal instructions; TimeSPEC reduces leakage by 75–99% while maintaining comparable performance on tasks admitting legitimate pre-cutoff reasoning. Our contributions are as follows:

- A claim-level framework with taxonomy-based detection that improves verification accuracy and reduces cost.
- Shapley-DCLR, an importance-weighted metric distinguishing decision-critical leakage from peripheral contamination.
- TimeSPEC, a multi-phase architecture for proactive leakage prevention through programmatic verification.
- Empirical validation across three prediction domains revealing systematic leakage in baselines and effective mitigation.

2 Related Work

Temporal Leakage and Data Contamination. Information leakage in LLMs manifests in multiple forms. Training data memorization

¹Department of Statistics and Data Science, Northwestern University ²Bridgewater AIA Labs Correspondence to Zeyu Zhang: <zeyuzhang2028@u.northwestern.edu>

enables extraction of verbatim examples [6], while benchmark contamination inflates evaluation scores when test instances appear in pretraining corpora [5, 18]. Privacy-focused studies examine leakage of personally identifiable information [13, 19]. Orthogonally, temporal aspects of LLM knowledge have received growing attention: models exhibit temporal blind spots [31], limited awareness of their own knowledge boundaries [24, 37], and degraded performance on temporally-shifted inputs [1, 12]. Benchmarks targeting temporal reasoning [10, 38] confirm these limitations persist across model scales. Recent work formalizes lookahead bias in pretrained models [25] and proposes contamination-free forecasting evaluation [2]. Our work differs in focus: we detect leakage at *claim granularity* within prediction rationales and quantify its *decision-critical* impact via importance weighting.

LLM-based Forecasting and Backtesting. Backtesting LLMs on historical events introduces well-documented pitfalls: apparent predictive gains may reflect hindsight bias rather than genuine signal [4, 29]. In finance, studies reveal that LLM stock forecasts exhibit extrapolation biases [9] and that impressive backtested returns collapse when models encounter post-training data—a “profit mirage” driven by temporal leakage [17, 36]. Domain-specific models [34] and frontier systems [3, 22] do not inherently resolve temporal provenance. ForecastBench [15] addresses contamination through dynamic question generation, finding that expert human forecasters still significantly outperform LLMs. Legal prediction presents similar challenges: recent benchmarks [23] enable systematic evaluation but do not audit temporal validity of model reasoning. Our framework complements these efforts by explicitly measuring leakage alongside performance across classification, regression, and ranking tasks.

Attribution and Rationale Evaluation. Quantifying which claims drive predictions requires principled attribution. Shapley values [27] provide a game-theoretic foundation, with SHAP [20] enabling practical computation for modern models. Recent extensions address LLM-specific challenges including stochastic inference and token-level attribution [21, 33]. For rationale evaluation, benchmarks assess faithfulness and informativeness of free-text explanations [7, 11, 14], while LAMP [8] audits whether LLM decisions align with their stated reasons via locally linear surrogates. Retrieval-augmented generation [16] and tool-using agents [26, 32, 35] ground outputs in external evidence, while fact verification systems validate claims against knowledge sources [30]. Our contribution integrates these threads: we decompose rationales into verifiable claims, compute Shapley-weighted importance, and enforce temporal boundaries through programmatic verification—measuring not just *whether* leakage exists, but *how much* it influences the prediction.

3 Preliminaries

3.1 Problem Setting and Temporal Leakage

Consider a prediction task where model \mathcal{M} forecasts the outcome of event E occurring at time t_E , given a reference time $t_{\text{ref}} < t_E$ representing the temporal vantage point from which the prediction should be made. The implicit contract is that \mathcal{M} should reason using only information available before t_{ref} . Let $\mathcal{K}(t)$ denote the

Table 1: Claim taxonomy with examples and leakage detection strategies.

Cat.	Type	Example	Status	Search
A1	Discrete Event	<i>Company shut down on Marth 15</i>	$\tau(c) \leq t_{\text{ref}}$	Yes
A2	State/Measure	<i>Stock price was \$150 on Jan 1</i>	$\tau(c) \leq t_{\text{ref}}$	Yes
A3	Publication	<i>2019 report stated \$5B revenue</i>	$\tau(c) \leq t_{\text{ref}}$	Yes
A4	Outcome	<i>The Court ruled 6-3</i>	Always leaked	No
A5	Consequential	<i>Ruling became landmark</i>	Always leaked	No
B1	Background	<i>Court has nine justices</i>	Never leaked	No
B2	Definitional	<i>GDP measures national output</i>	Never leaked	No

cumulative public knowledge at time t , satisfying monotonicity: $t_1 \leq t_2 \implies \mathcal{K}(t_1) \subseteq \mathcal{K}(t_2)$. The model produces a rationale R and prediction P ; the central question is whether these derive solely from $\mathcal{K}(t_{\text{ref}})$ or incorporate information from $\mathcal{K}(t) \setminus \mathcal{K}(t_{\text{ref}})$ for some $t > t_{\text{ref}}$.

To analyze temporal contamination at fine granularity, we decompose rationale R into atomic claims $R = \{c_1, \dots, c_n\}$, where each c_i represents a single verifiable assertion. We define the *temporal grounding function*:

$$\tau(c) = \inf\{t : c \in \mathcal{K}(t) \text{ or } c \text{ is derivable from } \mathcal{K}(t)\}, \quad (1)$$

with $\tau(c) = -\infty$ for timeless truths. A claim exhibits *temporal leakage* when $\tau(c) > t_{\text{ref}}$, meaning it relies on information unavailable at the reference time. The leakage indicator is defined as $\ell(c; t_{\text{ref}}) = 1[\tau(c) > t_{\text{ref}}]$.

3.2 Claim Taxonomy

A key insight underlying our approach is that certain claim types have deterministic leakage status, enabling efficient detection without external search. Consider three illustrative cases. First, *outcome claims* such as “The Court ruled 6-3 in favor of the petitioner” directly state the prediction target; since this is precisely what we are predicting, $\tau(c) = t_E > t_{\text{ref}}$ by definition, thus always leaked. Second, *consequential claims* like “This ruling became a landmark precedent” reference post-event developments, so $\tau(c) > t_E$, also always leaked. Third, *background knowledge* such as “The Supreme Court consists of nine justices” represents timeless facts with $\tau(c) = -\infty$, so never leaked.

This observation motivates our taxonomy (Table 1), which we derived by examining claim types in pilot experiments and organizing them by their temporal properties. The taxonomy is exhaustive: any factual assertion either has a determinable time point when it became knowable (Group A) or lacks temporal dependence entirely (Group B). Group A contains *temporally verifiable claims*: A1 (discrete events), A2 (measurements at specific times), A3 (content from dated publications), A4 (target event outcomes), and A5 (post-event consequences). Group B contains *atemporal claims*: B1 (established domain knowledge) and B2 (definitions and logical truths). Categories A4 and A5 are always leaked by definition; B1 and B2 are never leaked; only A1–A3 require external search to determine $\tau(c)$.

4 Temporal Leakage Evaluation

We present a four-phase, agent-agnostic framework for detecting and quantifying temporal leakage in prediction rationales. Given

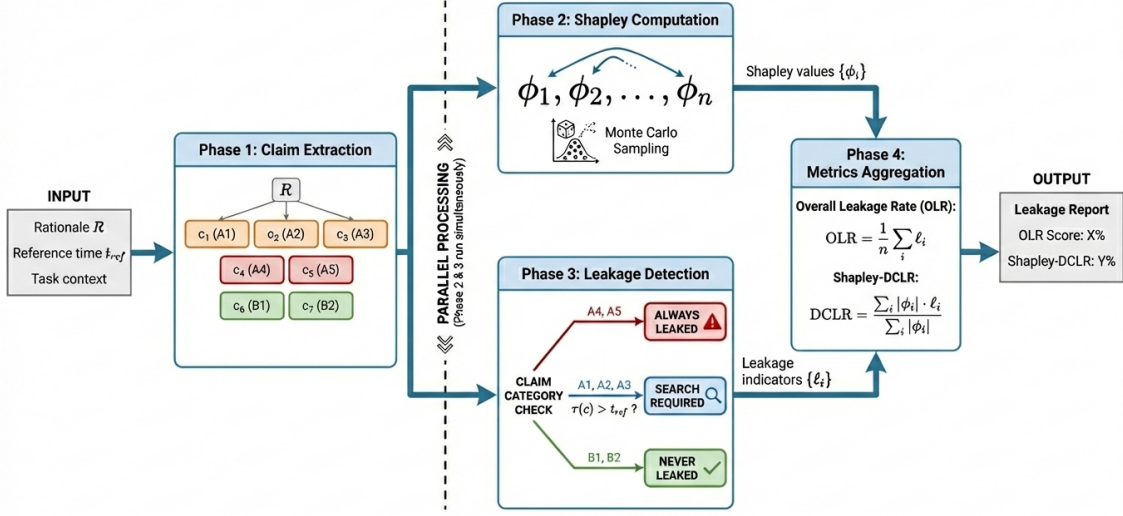


Figure 1: Overview of the temporal leakage evaluation pipeline. Given a prediction rationale R , reference time t_{ref} , and task context, Phase 1 extracts atomic claims $\{c_i\}$ and assigns each a category label from our taxonomy. Phases 2 and 3 execute in parallel: Phase 2 computes Shapley values $\{\phi_i\}$ quantifying each claim’s contribution to the prediction via Monte Carlo sampling; Phase 3 determines leakage indicators $\{\ell_i\}$ using category-based rules. Phase 4 aggregates these outputs into two complementary metrics: Overall Leakage Rate (OLR), which treats all claims equally, and Shapley-weighted Decision-Critical Leakage Rate (Shapley-DCLR), which weights leakage by each claim’s predictive importance.

rationale R and reference time t_{ref} , the pipeline operates as follows: Phase 1 extracts claims with category labels; Phase 2 computes Shapley values quantifying each claim’s contribution (significance) to the prediction; Phase 3 determines leakage status via category-based rules and external search; Phase 4 aggregates results into interpretable metrics. Phases 2 and 3 execute in parallel; their outputs combine in Phase 4 to produce importance-weighted leakage scores.

4.1 Phase 1: Claim Extraction

The first phase transforms a free-form rationale into structured claims suitable for temporal verification. We formalize extraction as $\mathcal{E} : R \rightarrow \{(c_i, \kappa_i)\}_{i=1}^n$, where each claim c_i is paired with category $\kappa_i \in \{A1, \dots, B2\}$. Each claim must satisfy four properties: *atomicity* (one verifiable assertion per claim), *self-containment* (understandable without surrounding context), *factuality* (objective statement rather than opinion), and *temporal grounding* (associated with time reference when applicable). Predictions, speculation, and subjective judgments are excluded as they represent reasoning artifacts rather than verifiable facts.

Accurate categorization—particularly distinguishing outcome claims (A4) from general facts—requires task context, the specific target event, and t_{ref} . This enables correct identification. The extraction phase outputs a structured set of claims, each annotated with its category, ready for parallel processing in subsequent phases.

4.2 Phase 2: Shapley Value Computation

Not all claims contribute equally to a prediction—a rationale may contain ten claims but only two drive the decision. We quantify this asymmetry using *Shapley values*, which provide a principled attribution of prediction outcomes to individual claims. Let $v : 2^N \rightarrow \mathbb{R}$ be a characteristic function where $v(S)$ represents the prediction output when only claims in subset S are provided to the model. The Shapley value for claim c_i is:

$$\phi_i = \sum_{S \subseteq N \setminus \{c_i\}} \frac{|S|!(n - |S| - 1)!}{n!} [v(S \cup \{c_i\}) - v(S)], \quad (2)$$

representing the average marginal contribution of c_i across all possible combinations in which claims could be added. The characteristic function v is task-specific; we define instantiations for classification, regression, and ranking tasks in Section 6.3.

Exact computation requires 2^n coalition evaluations, which is intractable for typical rationales containing 10–20 claims. We employ Monte Carlo approximation: $\hat{\phi}_i = \frac{1}{m} \sum_{k=1}^m \Delta_i^{(\pi_k)}$ over m random permutations, where $\Delta_i^{(\pi_k)}$ is the marginal contribution when c_i enters according to permutation π_k . This yields unbiased estimates with $\text{Var}(\hat{\phi}_i) = O(1/m)$.

4.3 Phase 3: Leakage Detection

This phase determines leakage status for each claim using category-based optimization (Section 3.2). The category-aware leakage indication function is:

$$\ell_{\kappa}(c; t_{\text{ref}}) = \begin{cases} 1 & \text{if } \kappa(c) \in \{A4, A5\}, \\ 0 & \text{if } \kappa(c) \in \{B1, B2\}, \\ 1[\tau(c) > t_{\text{ref}}] & \text{otherwise.} \end{cases} \quad (3)$$

For A1–A3 claims requiring search, we query external sources to find the *determination date*—the earliest time when the claim became publicly verifiable. This differs from dates mentioned within the claim itself. For instance, “Kevin Durant averaged 26.0 PPG in 2018-19” mentions the 2018-19 season, but $\tau(c)$ is April 2019 when season statistics were finalized. We apply strict interpretation: $\tau_{\text{strict}}(c) = \sup\{t : t \text{ consistent with temporal reference}\}$, mapping vague timestamps like “2023” to “2023-12-31” to avoid false negatives. With this category-based optimization, we avoid substantial unnecessary search overhead, yielding significant efficiency gains while maintaining detection accuracy.

4.4 Phase 4: Leakage Metrics

The final phase combines Shapley values (Phase 2) with leakage indicators (Phase 3) to produce interpretable metrics. We propose the *Shapley-weighted Decision-Critical Leakage Rate* (Shapley-DCLR):

$$\text{Shapley-DCLR} = \frac{\sum_{i=1}^n |\phi_i| \cdot \ell(c_i)}{\sum_{i=1}^n |\phi_i|}, \quad (4)$$

which admits two complementary interpretations.

Interpretation 1: Influence-Weighted Leakage. A higher $|\phi_i|$ indicates that claim c_i has greater influence on the prediction outcome. Shapley-DCLR thus measures whether the influential claims—those that actually drive the prediction—contain leaked information. High Shapley-DCLR indicates that the claims with substantial predictive influence are temporally contaminated, rendering the prediction unreliable. Conversely, low Shapley-DCLR suggests that even if some leakage exists, it resides in peripheral claims that minimally affect the decision.

Interpretation 2: Weighted Information Composition. Shapley-DCLR weights claims by their decision importance: critical claims occupy a larger share of the denominator, so their leakage status has proportionally greater impact on the metric. This interpretation views Shapley-DCLR as a *weighted leakage portion*—the fraction of decision-relevant “information” in the rationale that derives from temporally leaked sources.

These interpretations differ in perspective but converge in measurement. Interpretation 1 emphasizes *influence attribution*: which claims drive the prediction, and are they leaked? Interpretation 2 emphasizes *information composition*: what fraction of decision-relevant evidence derives from post-cutoff sources? The first perspective is useful for diagnosing whether specific predictions should be trusted; and the second provides a holistic view of rationale contamination. Together, they enable both instance-level diagnosis and aggregate quality assessment.

5 TimeSPEC Architecture

We now present TimeSPEC—a five-phase architecture that *proactively* prevents leakage during generation. Phase 1 Generator searches for evidence and produces initial prediction with rationale; Phase 2 Supervisor extracts claims, categorizes them, and detects violations; Phase 3 Regenerator produces improved output if violations are found; Phase 4 Resupervisor validates regenerated output; Phase 5 Aggregator synthesizes final prediction from all validated claims logistically with the categories.

5.1 Generator

The Generator receives task input \mathcal{I} and cutoff date t_{ref} , then executes temporally-filtered search through web APIs with explicit date constraints, retrieving only documents published before t_{ref} . Evidence is accumulated as $\mathcal{E} = \{e_1, \dots, e_m\}$, each tagged with publication date. The phase outputs draft prediction \hat{y}_{draft} , rationale R_{draft} , and search history $\mathcal{H}_{\text{gen}} = \{(q_j, \mathcal{E}_j)\}_{j=1}^k$.

API-level temporal filtering provides the first protection layer by ensuring retrieved documents predate t_{ref} . However, this cannot prevent the LLM from introducing information from its parametric memory. The model may inadvertently reference outcomes it has seen in its training corpus. This fundamental limitation motivates the Supervisor phase.

5.2 Supervisor

The Supervisor performs rigorous verification of every claim in the draft rationale. It extracts claims from R_{draft} with category labels in Table 1, then applies Equation (3) to determine leakage status. Claims are partitioned into valid set $\mathcal{C}_{\text{valid}}^{(1)}$ (where $\ell(c) = 0$) and violated set $\mathcal{C}_{\text{violated}}^{(1)}$ (where $\ell(c) = 1$). Regeneration triggers when any violation exists: $\mathcal{I}_{\text{regenerate}} = 1 \left[|\mathcal{C}_{\text{violated}}^{(1)}| > 0 \right]$.

5.3 Regenerator

Activated when the Supervisor detects temporal violations, the Regenerator receives three inputs: validated claims $\mathcal{C}_{\text{valid}}^{(1)}$, previous search results $\mathcal{E}_{\text{prev}}$, and previous search queries $\mathcal{Q}_{\text{prev}}$. Each input serves a distinct purpose. The validated claims and search results have already been verified as temporally compliant, providing a reliable evidence foundation that can improve prediction quality without re-verification overhead. The previous queries are provided to prevent repetitive searches; by avoiding already-explored information pathways, the Regenerator can pursue diverse queries that expand the pool of useful knowledge.

The Regenerator produces improved prediction \hat{y}_{regen} with rationale R_{regen} , grounded in both the inherited valid evidence and newly retrieved temporally-compliant information.

5.4 Resupervisor and Aggregator

The Resupervisor validates R_{regen} using identical methodology to the Supervisor in Phase 2, producing $\mathcal{C}_{\text{valid}}^{(2)}$. If violations persist in R_{regen} , they are excluded from aggregation and logged for transparency, enabling post-hoc analysis of persistent leakage patterns.

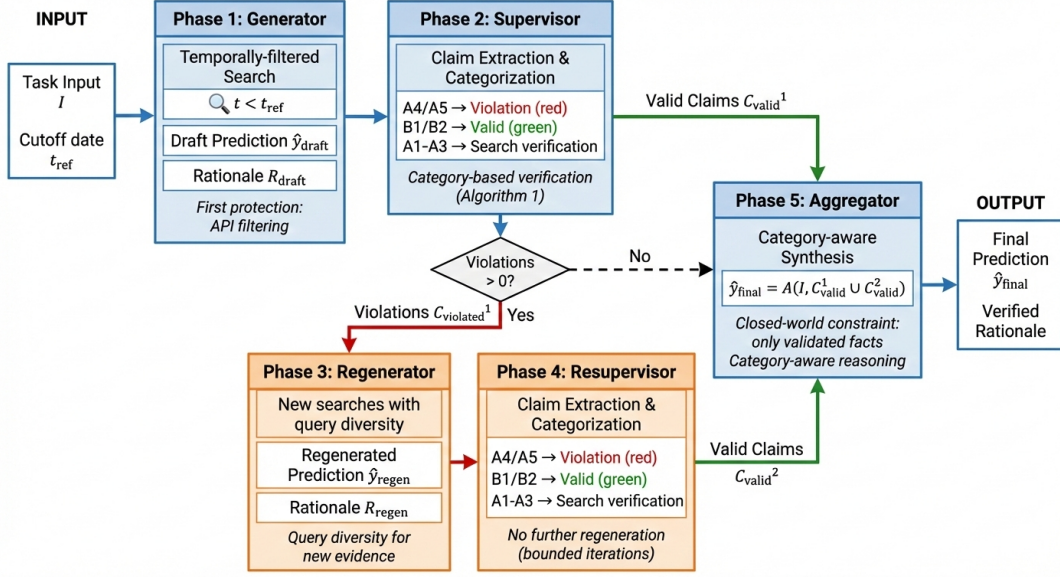


Figure 2: Architecture of TimeSPEC. Phase 1 (Generator) performs temporally-filtered search retrieving only documents published before t_{ref} , producing a draft prediction with rationale. Phase 2 (Supervisor) extracts claims, assigns category labels, and apply external search to detect temporal violations. If violations exist, Phase 3 (Regenerator) produces an improved prediction using validated claims and diverse new queries, followed by Phase 4 (Resupervisor) validation. Phase 5 (Aggregator) synthesizes the final prediction from all validated claims $C_{\text{valid}}^{(1)} \cup C_{\text{valid}}^{(2)}$ using category-aware reasoning under a closed-world constraint.

The Aggregator \mathcal{A} synthesizes the final prediction from all validated evidence:

$$\hat{y}_{\text{final}} = \mathcal{A} \left(\mathcal{I}, C_{\text{valid}}^{(1)} \cup C_{\text{valid}}^{(2)} \right). \quad (5)$$

where \mathcal{I} is the task input, and $C_{\text{valid}}^{(1)} \cup C_{\text{valid}}^{(2)}$ is the combination of all valid claims. A key technique here is presenting claims with verified category labels, enabling *category-aware reasoning*. Each claim is annotated with its type and verification status. For example, “[A2] Kevin Durant averaged 26.0 PPG (verified: 2019-04-15)”. This structured presentation enables systematic reasoning where B1/B2 claims provide foundational context, A1 claims establish timeline of events, and A2/A3 claims supply verified quantitative data points.

Note that in the aggregator phase, no more external knowledge and parametric knowledge are allowed for the reasoning and prediction. Only facts from task input \mathcal{I} and validated claims $C_{\text{valid}}^{(1)} \cup C_{\text{valid}}^{(2)}$ can be used as prediction evidence. This *closed-world* setting guarantees that the final prediction is grounded entirely in temporally verified information.

6 Experimental Setup

We evaluate our temporal leakage detection pipeline and TimeSPEC across three diverse prediction tasks spanning classification, regression, and ranking. This section describes the tasks, baseline methods, and evaluation protocol.

6.1 Tasks

We select three tasks: *legal case outcome prediction*, *NBA salary estimation*, and *stock return ranking*. Each task has a natural temporal structure where outcomes are determined after a reference date, enabling rigorous evaluation of whether models inadvertently use hindsight information.

Legal Case Prediction. We curate a dataset of 98 recent U.S. Supreme Court cases from terms OT2021–OT2025 (decisions 2022–2026). The task is binary classification: predict whether the petitioner or respondent prevails. Input features include case name, parties, and factual background. We set t_{ref} between oral argument and decision date for each case. This setting directly tests whether LLMs leak knowledge of landmark recent rulings—including *Dobbs*, *Bruen*, *Loper Bright*, and affirmative action cases—that may appear in training data or post-training updates. Notably, legal prediction primarily relies on precedent, statutory interpretation, and procedural reasoning—information available before decisions—making this task less susceptible to leakage than domains requiring contemporaneous data.

NBA Salary Estimation. We compile 152 notable NBA free agent contracts spanning 2019–2025 from public transaction records.¹ The task is regression: predict each player’s Annual Average Value (AAV) in USD. Input features include previous team and position. We set t_{ref} to before each contract announcement, ensuring contract

¹Salary data from Spotrac: <https://www.spotrac.com/nba>

Table 2: Dataset summary across three prediction tasks.

Task	Type	N	Cutoff Design	Metric
Legal	Classification	98	Pre-decision	Brier Score (BS)
Salary	Regression	152	Pre-signing	Relative Error (RE)
Stock	Ranking	100	Period start	Spearman Correlation ρ

details remain future information. This task has intermediate leakage sensitivity: predictions benefit from both pre-signing factors (player statistics) and potentially leaked contract details.

Stock Return Ranking. We construct 100 ranking questions from the COVID-19 market period (December 2019 – June 2020), each containing 5 S&P 500 stocks from a single sector.² The task is ranking: order stocks by returns over the 6-month period. We set t_{ref} to December 1, 2019 (period start). This task is deliberately leakage-sensitive: accurate ranking requires knowledge of pandemic-driven market dynamics that unfolded after the reference date. Strong performance on this task is thus a signal of temporal contamination rather than forecasting ability.

Table 2 summarizes the dataset characteristics.

6.2 Baselines

We compare TimeSPEC against two baselines that represent common approaches to temporal prediction tasks.

Superforecasting. This baseline relies entirely on the LLM’s parametric knowledge without any search capability or temporal constraint. Given task input, the model generates a prediction and rationale in a single inference call. No mention of the reference date appears in the prompt, simulating how practitioners might naively apply LLMs to historical prediction tasks.

Temporal Hint. This baseline augments the Superforecasting Agent with an explicit temporal restriction in the prompt: “Only use information available before [cutoff_date].” The model still relies solely on parametric knowledge without search, but the prompt warns against using future information. This tests whether explicit temporal guidance—a common mitigation strategy—suffices to prevent leakage.

6.3 Evaluation Metrics

We evaluate agents along two complementary dimensions: task performance and temporal leakage. This dual evaluation reveals whether high performance stems from legitimate reasoning or inadvertent use of future information.

Performance Metrics. Each task employs a standard metric appropriate to its prediction type:

- *Legal Case (Classification).* We report Brier Score (BS), measuring the mean squared error between predicted probabilities and actual outcomes:

$$\text{BS} = \frac{1}{N} \sum_{i=1}^N (\hat{p}_i - o_i)^2 \in [0, 1] \quad (6)$$

where \hat{p}_i is the predicted probability and $o_i \in \{0, 1\}$ is the actual outcome. Lower values indicate better calibrated predictions; 0 indicates perfect prediction.

- *NBA Salary (Regression).* We report Relative Error (RE):

$$\text{RE} = \frac{|\hat{y} - y|}{y} \in [0, 1] \quad (7)$$

where \hat{y} is the predicted salary and y is the actual salary. Lower values indicate more accurate predictions; 0 indicates perfect prediction.

- *Stock Ranking (Ranking).* We report Spearman’s rank correlation coefficient [28]:

$$\rho = 1 - \frac{6 \sum_{i=1}^n d_i^2}{n(n^2 - 1)} \in [-1, 1] \quad (8)$$

where d_i is the difference between predicted and actual ranks for stock i , and $n = 5$ is the number of stocks. Higher values indicate better ranking alignment; $\rho = 1$ indicates perfect agreement, $\rho = 0$ indicates no correlation, and $\rho = -1$ indicates perfect reversal.

Leakage Metrics. We report two leakage metrics:

- *Overall Leakage Rate (OLR).* The proportion of claims in the rationale that contain post- t_{ref} information:

$$\text{OLR} = \frac{1}{n} \sum_{i=1}^n \ell(c_i) \in [0, 1] \quad (9)$$

where $\ell(c_i) \in \{0, 1\}$ indicates whether claim c_i is leaked. This metric treats all claims equally regardless of their influence on the prediction.

- *Shapley-weighted Decision-Critical Leakage Rate (Shapley-DCLR).* The importance-weighted proportion of leaked information:

$$\text{Shapley-DCLR} = \frac{\sum_{i=1}^n |\phi_i| \cdot \ell(c_i)}{\sum_{i=1}^n |\phi_i|} \in [0, 1] \quad (10)$$

where ϕ_i is computed via Equation (2) using task-specific characteristic functions:

$$\begin{aligned} v_{\text{class}}(S) &= P(\hat{y} = y^* \mid S), \\ v_{\text{reg}}(S) &= \hat{y}(S), \\ v_{\text{rank}}(S) &= 1 - \rho_{\text{Spearman}}(r(S), r_N), \end{aligned} \quad (11)$$

for classification (probability of target class), regression (predicted value), and ranking (deviation from full-information ranking). Higher $|\phi_i|$ indicates greater predictive influence, so leaked claims driving the decision contribute more to Shapley-DCLR than peripheral ones.

6.4 Implementation

All agents use Claude-sonnet-4 as the backbone LLM with temperature 0 for deterministic outputs. For TimeSPEC, we use Perplexity API with the sonar model for temporally-filtered search, retrieving up to 5 results per query. Maximum regeneration iterations is set to 1, bounding computational cost at two generation cycles. The evaluation pipeline uses Claude-sonnet-4 for claim extraction and Shapley value estimation, with 100 Monte Carlo permutations per

²Stock data from Yahoo Finance: <https://finance.yahoo.com>

Table 3: Task performance comparison. BS: Brier Score; RE: Relative Error; ρ : Spearman Correlation. Arrows indicate metric direction. Best results in bold.

Agent	Legal (BS ↓)	Salary (RE ↓)	Stock (ρ ↑)
Superforecasting	0.205	0.256	0.543
Temporal Hint	0.201	0.344	0.523
TimeSPEC	0.228	0.379	0.167

instance. Temporal verification queries the Perplexity API to retrieve source publication dates. Additional details are provided in Appendix A.

7 Results and Analysis

We evaluate agents along two dimensions: prediction performance and temporal leakage. Our analysis reveals that the relationship between these dimensions varies substantially across tasks, validating both our detection framework and TimeSPEC’s mitigation strategy. Detailed case studies illustrating claim-level leakage for each task are provided in Appendix C.

7.1 Task Performance

Table 3 reports performance metrics across tasks.

On legal prediction, all agents achieve comparable Brier Scores (0.201 ~ 0.228), with performance differences of only 0.027 between best and worst agents. This narrow spread indicates that temporal constraints do not impair accuracy when tasks rely on evidence available years before the cutoff, such as legal precedents and judicial philosophies. TimeSPEC’s marginal gap (BS = 0.228 vs. 0.201 for Temporal Hint) reflects stricter evidence filtering rather than degraded reasoning capability.

Salary prediction shows moderate divergence. Superforecasting achieves the lowest error (RE = 0.256), while Temporal Hint and TimeSPEC yield higher errors (0.344 and 0.379, respectively). The 48% relative increase from Superforecasting to TimeSPEC reflects the genuine information loss when post-cutoff contract details are excluded. Temporal Hint’s intermediate performance (RE = 0.344) suggests that prompt-based instructions partially constrain leaked information, but not as effectively as explicit verification.

Stock ranking exhibits the largest divergence: baselines achieve $\rho = 0.52 \sim 0.54$ while TimeSPEC drops to $\rho = 0.167$. The prediction period spans the COVID-19 outbreak, and baselines’ strong performance reflects access to pandemic-driven market dynamics unavailable at the December 2019 cutoff. The baselines’ strong performance is symptomatic of temporal contamination rather than superior forecasting ability, as we verify below.

7.2 Temporal Leakage

Table 4 reports leakage metrics. We report both Overall Leakage Rate (OLR) and Shapley-weighted Decision-Critical Leakage Rate (Shapley-DCLR) to distinguish raw claim counts from importance-weighted contamination.

Legal Prediction. All agents exhibit near-zero leakage (Shapley-DCLR ≤ 0.008), with differences of less than 1% across agents. This

Table 4: Temporal leakage comparison. OLR: proportion of leaked claims; DCLR: Shapley-weighted leakage. Lower is better. Best results in bold.

Agent	Legal		Salary		Stock	
	OLR ↓	DCLR ↓	OLR ↓	DCLR ↓	OLR ↓	DCLR ↓
Superforecasting	0.003	0.003	0.230	0.240	0.171	0.171
Temporal Hint	0.001	0.001	0.153	0.169	0.034	0.034
TimeSPEC	0.008	0.008	0.053	0.060	0.001	0.001

uniformly low contamination confirms that legal case prediction does not inherently require post-cutoff information—the reasoning involves analyzing precedents and judicial philosophy, all of which are available years before the decision date.

Salary Prediction. This task reveals substantial differences across agents. Superforecasting exhibits the highest leakage (Shapley-DCLR = 0.240), indicating that roughly one-quarter of its decision-critical reasoning derives from post-cutoff information—likely leaked contract details appearing in rationales. Temporal Hint reduces leakage to 0.169 (30% reduction), demonstrating partial but incomplete mitigation through prompt-based instructions. TimeSPEC achieves Shapley-DCLR = 0.060, a 75% reduction relative to Superforecasting. The gap between OLR (0.053) and Shapley-DCLR (0.060) suggests leaked claims carry above-average importance, consistent with contract details being central to salary predictions.

Stock Ranking. This task provides clear validation of our framework. Superforecasting exhibits substantial leakage (Shapley-DCLR = 0.171), confirming that its strong ranking performance ($\rho = 0.543$) partly relies on leaked knowledge of COVID-period market movements. Temporal Hint reduces leakage to 0.034 (80% reduction), but non-negligible contamination persists—prompt-based constraints are insufficient when parametric knowledge contains strong post-cutoff signals. TimeSPEC achieves near-zero leakage (Shapley-DCLR = 0.001), a 99% reduction. The corresponding performance drop ($\rho = 0.167$) confirms the fundamental information asymmetry: accurate ranking requires future knowledge that strict temporal enforcement correctly excludes. Appendix C provides detailed case studies illustrating specific leaked claims.

7.3 Two-Dimensional Evaluation

Figure 3 visualizes two complementary evaluation dimensions: performance (x-axis, higher is better) and Shapley-DCLR (y-axis, lower is better). The ideal operating region is the lower-right corner: high performance with minimal leakage. Our goal is to reduce leakage as much as possible while maintaining prediction performance, though the difficulty varies across tasks.

Legal Prediction (Left). All agents cluster in the lower-right region, achieving both reasonable performance (1-BS $\approx 0.77\text{--}0.80$) and near-zero leakage. This tight clustering confirms that temporal constraints impose minimal cost when tasks rely on evidence available years before the cutoff. The task represents a favorable regime where leakage prevention is effectively cost-free.

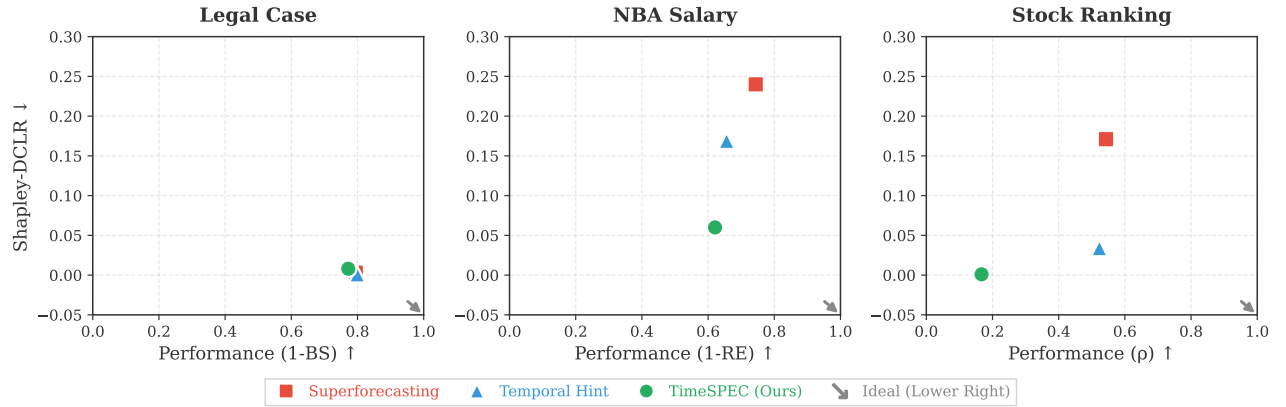


Figure 3: Two-dimensional evaluation of prediction agents across three tasks. X-axis: transformed performance (1-BS, 1-RE, ρ ; higher = better prediction). Y-axis: Shapley-DCLR (lower = less leakage). The ideal region is the lower-right: accurate predictions without relying on future information. Left (Legal): All agents achieve high performance and near-zero leakage. Center (Salary): TimeSPEc achieves 75% leakage reduction while maintaining reasonable performance. Right (Stock): Baselines achieve high performance but with substantial leakage; TimeSPEc’s lower performance with near-zero leakage reflects honest inference from pre-cutoff data. Markers: ■ Superforecasting, ▲ Temporal Hint, ● TimeSPEc (Ours).

Salary Prediction (Center). Superforecasting occupies the upper-right (highest performance, highest leakage), Temporal Hint shifts down and left (reduced leakage with moderate performance cost), and TimeSPEc achieves the lowest leakage at additional performance cost. The spread indicates that salary prediction benefits from post-cutoff information, making leakage reduction more challenging. Nevertheless, TimeSPEc demonstrates that substantial contamination reduction is achievable while maintaining reasonable accuracy.

Stock Ranking (Right). This task exhibits the largest separation between agents. Superforecasting achieves strong performance ($\rho \approx 0.54$) but at substantial leakage cost (Shapley-DCLR ≈ 0.17). TimeSPEc occupies the lower-left with near-zero leakage but reduced performance ($\rho = 0.167$). The separation illustrates that baselines’ high performance derives from leaked COVID-period information—they are not predicting but retroactively explaining known outcomes. TimeSPEc’s position reflects what an agent could genuinely predict without access to future information—the correct baseline for valid backtesting.

8 Conclusion

We introduced a claim-level framework for detecting and quantifying temporal knowledge leakage in LLM predictions. By decomposing rationales into atomic claims and applying Shapley values to measure predictive contribution, we derive Shapley-DCLR—an interpretable metric that captures how much decision-driving reasoning arises from leaked information. To further prevent leakage, we propose TimeSPEc, a multi-phase architecture that proactively prevents leakage through programmatic verification and iterative regeneration. Experiments across legal, salary, and stock prediction tasks reveal substantial leakage in prompt-based baselines and demonstrate that our approach reduces leakage while preserving task performance where legitimate pre-cutoff reasoning suffices.

Several limitations warrant future investigation. First, TimeSPEc operates entirely at inference time; leaked information persists in parametric memory and is *blocked* rather than *removed*. Training-based approaches such as RL-based post-training may more fundamentally address leakage at the source. Second, our case studies reveal that for tasks requiring rapidly changing information (e.g., stock prediction), blocking temporal leakage significantly degrades performance. Effective prediction requires both reliable information gathering and strong reasoning ability, but improving reasoning from limited valid evidence remains an open challenge. Third, the multi-phase pipeline incurs substantial computational cost: claim extraction, Shapley estimation via Monte Carlo sampling, and search-based verification require numerous LLM calls per instance, even with the batch technique. More efficient attribution and verification methods could reduce this overhead.

References

- [1] Oshin Agarwal and Ani Nenkova. 2022. Temporal effects on pre-trained models for language processing tasks. *Transactions of the Association for Computational Linguistics* 10 (2022), 904–921.
- [2] Anonymous. 2025. Forecasting with LLMs: A Dataset for Rapid Backtesting Without Temporal Contamination. In *ICLR 2026 Conference Submission*. Under review.
- [3] Anthropic. 2024. The Claude 3 Model Family: A New Standard for Intelligence. *Anthropic Technical Report* (2024).
- [4] David H Bailey, Jonathan M Borwein, Marcos López de Prado, and Qiji Jim Zhu. 2014. Pseudo-Mathematics and Financial Charlatanism: The Effects of Backtest Overfitting on Out-of-Sample Performance. *Notices of the American Mathematical Society* 61, 5 (2014), 458–471.
- [5] Tom Brown, Benjamin Mann, Nick Ryder, Melanie Subbiah, Jared D Kaplan, Prafulla Dhariwal, Arvind Neelakantan, Pranav Shyam, Girish Sastry, Amanda Askell, et al. 2020. Language models are few-shot learners. *Advances in Neural Information Processing Systems* 33 (2020), 1877–1901.
- [6] Nicholas Carlini, Florian Tramer, Eric Wallace, Matthew Jagielski, Ariel Herbert-Voss, Katherine Lee, Adam Roberts, Tom Brown, Dawn Song, Ulfar Erlingsson, et al. 2021. Extracting training data from large language models. In *30th USENIX Security Symposium (USENIX Security 21)*. 2633–2650.
- [7] Hanjie Chen, Faeze Brahman, Xiang Ren, Yangfeng Ji, Yejin Choi, and Swabha Swayamdipta. 2023. REV: Information-theoretic evaluation of free-text rationales. In *Proceedings of the 61st Annual Meeting of the Association for Computational Linguistics (Volume 1: Long Papers)*. 2007–2030.
- [8] Ryan Chen, Youngmin Ko, Zeyu Zhang, Catherine Cho, Sunny Chung, Mauro Giffurè, Dennis L. Shung, and Bradley C. Stadie. 2025. LAMP: Extracting Locally Linear Decision Surfaces from LLM World Models. <https://arxiv.org/abs/2505.11772>
- [9] Shuaiyu Chen, T Clifton Green, Huseyin Gulen, and Dexin Zhou. 2024. What does chatgpt make of historical stock returns? extrapolation and miscalibration in llm stock return forecasts. *arXiv preprint arXiv:2409.11540* (2024).
- [10] Zheng Chu, Jingchang Chen, Qianglong Chen, Weijiang Yu, Haotian Wang, Ming Liu, and Bing Qin. 2024. TimeBench: A Comprehensive Evaluation of Temporal Reasoning Abilities in Large Language Models. In *Proceedings of the 62nd Annual Meeting of the Association for Computational Linguistics (Volume 1: Long Papers)*. Association for Computational Linguistics, Bangkok, Thailand, 1204–1228. doi:10.18653/v1/2024.acl-long.66
- [11] Jay DeYoung, Sarthak Jain, Nazneen Fatema Rajani, Eric Lehman, Caiming Xiong, Richard Socher, and Byron C Wallace. 2020. ERASER: A benchmark to evaluate rationalized NLP models. In *Proceedings of the 58th annual meeting of the association for computational linguistics*. 4443–4458.
- [12] Bhuwan Dhingra, Jeremy R Cole, Julian Martin Eisenschlos, Daniel Gillick, Jacob Eisenstein, and William W Cohen. 2022. Time-aware language models as temporal knowledge bases. *Transactions of the Association for Computational Linguistics* 10 (2022), 257–273.
- [13] Huseyin A Inan, Osman Ramadan, Lukas Wutschitz, Daniel Jones, Victor Rühle, James Withers, and Robert Sim. 2021. Training data leakage analysis in language models. *arXiv preprint arXiv:2101.05405* (2021).
- [14] Zheng Ping Jiang, Yining Lu, Hanjie Chen, Daniel Khashabi, Benjamin Van Durme, and Anqi Liu. 2024. RORA: Robust free-text rationale evaluation. In *Proceedings of the 62nd Annual Meeting of the Association for Computational Linguistics (Volume 1: Long Papers)*. 1070–1087.
- [15] Ezra Karger, Houtan Bastani, Chen Yueh-Han, Zachary Jacobs, Danny Halawi, Fred Zhang, and Philip E Tetlock. 2025. ForecastBench: A Dynamic Benchmark of AI Forecasting Capabilities. In *The Thirteenth International Conference on Learning Representations*.
- [16] Patrick Lewis, Ethan Perez, Aleksandra Piktus, Fabio Petroni, Vladimir Karpukhin, Naman Goyal, Heinrich Küttler, Mike Lewis, Wen-tau Yih, Tim Rocktäschel, et al. 2020. Retrieval-augmented generation for knowledge-intensive nlp tasks. *Advances in neural information processing systems* 33 (2020), 9459–9474.
- [17] Xiangyu Li, Yawen Zeng, Xiaofen Xing, Jin Xu, and Xiangmin Xu. 2025. Profit Mirage: Revisiting Information Leakage in LLM-based Financial Agents. *arXiv preprint arXiv:2510.07920* (2025).
- [18] Yucheng Li, Yunhao Guo, Frank Guerin, and Chenghua Lin. 2024. An Open-Source Data Contamination Report for Large Language Models. In *Findings of the Association for Computational Linguistics: EMNLP 2024*. 528–541.
- [19] Nils Lukas, Ahmed Salem, Robert Sim, Shruti Tople, Lukas Wutschitz, and Santiago Zanella-Béguelin. 2023. Analyzing leakage of personally identifiable information in language models. In *2023 IEEE Symposium on Security and Privacy (SP)*. IEEE, 346–363.
- [20] Scott M Lundberg and Su-In Lee. 2017. A unified approach to interpreting model predictions. In *Advances in Neural Information Processing Systems*, Vol. 30.
- [21] Sewon Min, Kalpesh Krishna, Xixi Lyu, Mike Lewis, Wen-tau Yih, Pang Wei Koh, Mohit Iyyer, Luke Zettlemoyer, and Hannaneh Hajishirzi. 2023. FActScore: Fine-grained Atomic Evaluation of Factual Precision in Long Form Text Generation. In *Proceedings of the 2023 Conference on Empirical Methods in Natural Language Processing*. 12076–12100.
- [22] OpenAI. 2023. GPT-4 Technical Report. *arXiv preprint arXiv:2303.08774* (2023).
- [23] Andreas Östling, Holli Sargeant, Huiyuan Xie, Ludvig Bull, Alexander Terenin, Leif Jonsson, Måns Magnusson, and Felix Steffek. 2023. The Cambridge Law Corpus: A Dataset for Legal AI Research. In *Advances in Neural Information Processing Systems*, Vol. 36.
- [24] Piotr Pezik, Konrad Kaczyński, Maria Szymańska, Filip Żarnecki, Zuzanna Deckert, Jakub Kwiatkowski, and Wojciech Janowski. 2025. LLMagBench: Identifying Temporal Training Boundaries in Large Language Models. *arXiv preprint arXiv:2511.12116* (2025).
- [25] Suproteem K Sarkar and Keyon Vafa. 2025. Lookahead Bias in Pretrained Language Models. In *ICML 2025 Workshop on Reliable and Responsible Foundation Models*.
- [26] Timo Schick, Jane Dwivedi-Yu, Roberto Dessi, Roberta Raileanu, Maria Lomeli, Eric Hambro, Luke Zettlemoyer, Nicola Cancedda, and Thomas Scialom. 2023. Toolformer: Language models can teach themselves to use tools. *Advances in Neural Information Processing Systems* 36 (2023), 68539–68551.
- [27] Lloyd S Shapley. 1953. A value for n-person games. *Contributions to the Theory of Games* 2, 28 (1953), 307–317.
- [28] Charles Spearman. 1904. The proof and measurement of association between two things. *The American Journal of Psychology* 15, 1 (1904), 72–101.
- [29] Philip E Tetlock, Barbara A Mellers, Nick Rohrbaugh, and Eva Chen. 2014. Forecasting tournaments: Tools for increasing transparency and improving the quality of debate. *Current Directions in Psychological Science* 23, 4 (2014), 290–295.
- [30] James Thorne, Andreas Vlachos, Oana Cocarascu, Christos Christodoulopoulos, and Arpit Mittal. 2018. The Fact Extraction and VERification (FEVER) Shared Task. In *Proceedings of the First Workshop on Fact Extraction and VERification (FEVER)*. 1–9.
- [31] Jonas Wallat, Adam Jatowt, and Avishek Anand. 2024. Temporal blind spots in large language models. In *Proceedings of the 17th ACM International Conference on Web Search and Data Mining*. 683–692.
- [32] Jason Wei, Xuezhi Wang, Dale Schuurmans, Maarten Bosma, Fei Xia, Ed Chi, Quoc V Le, Denny Zhou, et al. 2022. Chain-of-thought prompting elicits reasoning in large language models. *Advances in neural information processing systems* 35 (2022), 24824–24837.
- [33] Jerry Wei, Chengrun Yang, Xinying Song, Yifeng Lu, Nathan Hu, Dustin Tran, Daiyi Peng, Ruibo Liu, Da Huang, Cosmo Du, and Quoc V Le. 2024. Long-form factuality in large language models. *arXiv preprint arXiv:2403.18802* (2024).
- [34] Shijie Wu, Ozan Irsoy, Steven Lu, Vadim Dabravolski, Mark Dredze, Sebastian Gehrmann, Prabhjanjan Kambadur, David Rosenberg, and Gideon Mann. 2023. Bloomberggpt: A large language model for finance. *arXiv preprint arXiv:2303.17564* (2023).
- [35] Shunyu Yao, Jeffrey Zhao, Dian Yu, Nan Du, Izhak Shafran, Karthik R Narasimhan, and Yuan Cao. 2023. ReAct: Synergizing Reasoning and Acting in Language Models. In *The Eleventh International Conference on Learning Representations*.
- [36] Haofei Yu, Fenghai Li, and Jiaxuan You. 2025. LiveTradeBench: Seeking Real-World Alpha with Large Language Models. *arXiv preprint arXiv:2511.03628* (2025).
- [37] Chenghao Zhu, Nuo Chen, Yufei Gao, Yunyi Zhang, Prayag Tiwari, and Benyou Wang. 2025. Is Your LLM Outdated? A Deep Look at Temporal Generalization. In *Proceedings of the 2025 Conference of the Nations of the Americas Chapter of the Association for Computational Linguistics: Human Language Technologies (Volume 1: Long Papers)*. 7433–7457.
- [38] Zhiyuan Zhu, Yusheng Liao, Zhe Chen, Yuhao Wang, Yunfeng Guan, Yanfeng Wang, and Yu Wang. 2025. EvolveBench: A Comprehensive Benchmark for Assessing Temporal Awareness in LLMs on Evolving Knowledge. In *Proceedings of the 63rd Annual Meeting of the Association for Computational Linguistics (Volume 1: Long Papers)*. Association for Computational Linguistics, Vienna, Austria, 16173–16188. doi:10.18653/v1/2025.acl-long.788

A Implementation Details

This section provides technical specifications for the evaluation and agents implementation, focusing on configurations for reproducibility.

A.1 Evaluation Pipeline

Claim Extraction. We employ Claude Sonnet 4³ for claim extraction. The model operates with temperature $T = 0$ for deterministic extraction and `max_tokens=8000` to accommodate rationales containing numerous claims. Each extraction call receives the rationale text along with task description, event description, and reference date T_{ref} as context. The extractor outputs structured `ExtractedClaim` objects containing: claim text, original text span, temporal reference (if applicable), claim category (A1–A5 or B1–B2), and category reasoning. Claims are categorized according to the taxonomy defined in Section 3.2.

Shapley Value Computation. Shapley values are computed using Claude Sonnet 4 with temperature $T = 0$ for reproducibility. We employ Monte Carlo sampling with `max_samples=100` samples per claim and a fixed random seed `random_seed=42` for reproducible sampling. Coalition predictions are batched using a Claim ID Reference System: claims are listed once in the prompt, and each coalition references claims by index only, reducing input tokens by approximately 10–12× compared to repeating full claim text. Batch size is set to 256 coalitions per LLM call, with up to 10 concurrent requests. Coalition caching avoids redundant predictions when multiple claims share the same coalition subset.

Leakage Detection. Leakage detection leverages claim categories from the extraction phase to minimize API calls. Category-based shortcuts apply deterministically: A4 (outcome) and A5 (consequential) claims are automatically marked as LEAKED without search verification; B1 (background) and B2 (definitional) claims are automatically marked as NOT_LEAKED. Only A1, A2, and A3 claims require search verification to determine $\tau(c)$. For these claims, we execute a three-step verification pipeline: (1) batch query generation (single LLM call producing date-specific search queries), (2) parallel search execution via Perplexity API⁴, and (3) batch date extraction (single LLM call extracting $\tau(c)$ from search results). Vague temporal references are converted to period-end dates using strict interpretation (e.g., “2023” → 2023-12-31, “Q3 2023” → 2023-09-30, “March 2023” → 2023-03-31).

A.2 Agent Implementations

TimeSPEC. TimeSPEC employs Claude Sonnet 4 with temperature $T = 0$ for deterministic generation and token limits of 4000 for generator and regenerator outputs. The Generator iteratively calls the search tool until accumulating at least 10 results (`min_search_results=10`), with a maximum of 15 tool call iterations. The search tool uses Perplexity API with the sonar model, temperature 0.2, and returns up to 5 results per query. Results are temporally filtered: sources with publication dates after the cutoff are excluded. Separate caches maintain generator and supervisor search results. All agent outputs use Pydantic schema validation⁵ for reliable JSON formatting.

Baseline Agents. Both baseline agents employ the same Claude Sonnet 4 backbone with temperature $T = 0$ and identical token limits. The *Superforecasting Agent* makes predictions using only the LLM’s internal knowledge—no search tools, no temporal constraints in prompts, no supervisor verification. This represents typical LLM usage without temporal awareness. The *Temporal Hint Agent* augments Superforecasting with explicit temporal constraints in both system and user prompts (e.g., “Your knowledge cutoff is [date]. Only use information available on or before this date.”), but otherwise maintains identical architecture: no search tools, no supervisor, no regeneration. This tests whether prompt engineering alone suffices for temporal control. Both baselines use the same output schemas and ground truth filtering as TimeSPEC for fair comparison.

B Supplementary Experiments

B.1 Rationale Faithfulness Validation

Our evaluation pipeline analyzes claims extracted from agent rationales to detect temporal leakage. This approach is valid only if agents’ predictions genuinely follow from their rationales—if predictions were made independently of the stated reasoning, analyzing rationale claims would not capture the actual decision process. This experiment validates that predictions are faithful to rationales, ensuring our claim-level leakage detection measures genuine temporal contamination.

Setup. We test whether the rationale contains sufficient information to reproduce the original prediction. For each agent output, we: (1) clean the rationale by removing explicit prediction statements while retaining the reasoning and evidence; (2) prompt the same backbone model (Claude Sonnet 4) with the task input and cleaned rationale to generate a new prediction. If the re-prediction closely matches the original, the prediction faithfully followed the rationale. We measure consistency using Mean Relative Error (MRE) for legal and salary predictions:

$$\text{MRE} = \frac{1}{N} \sum_{i=1}^N \frac{|y_i^{\text{orig}} - y_i^{\text{repred}}|}{|y_i^{\text{orig}}|} \quad (12)$$

³<https://openrouter.ai/anthropic/claude-sonnet-4>

⁴<https://www.perplexity.ai>

⁵<https://pydantic.dev>

For stock ranking, we use Mean Relative Kendall distance, which measures pairwise ranking disagreements:

$$\bar{d}_\tau = \frac{1}{N} \sum_{i=1}^N \frac{|\{(j, k) : \text{sgn}(r_{ij}^{\text{orig}} - r_{ik}^{\text{orig}}) \neq \text{sgn}(r_{ij}^{\text{repred}} - r_{ik}^{\text{repred}})\}|}{\binom{n}{2}} \quad (13)$$

where r_{ij} denotes the rank of item j in instance i , and the denominator normalizes to $[0, 1]$ (0 = identical rankings, 1 = completely reversed).

Table 5: Prediction-rationale consistency measured by re-prediction error. Lower values indicate predictions faithfully follow rationales, validating our evaluation pipeline.

Agent	Legal (MRE ↓)	Salary (MRE ↓)	Stock (\bar{d}_τ ↓)
Superforecasting	0.153%	0.243%	0.095
Temporal Hint	0.154%	0.264%	0.098
TimeSPEC	0.271%	0.230%	0.094

Results and Analysis. Across all agents and tasks, re-prediction errors are consistently low: MRE remains below 0.3% for both legal probability and salary predictions, and ranking disagreement stays below 0.1 (fewer than 10% of pairwise comparisons differ). These results confirm that all agents’ predictions faithfully follow their stated rationales. This validation establishes the foundation for our evaluation pipeline: since predictions are grounded in rationales, detecting temporal leakage in rationale claims directly measures contamination in the reasoning that drives predictions.

B.2 Leakage in Decision-Critical Claims

This experiment examines whether the most decision-critical claims—those with highest Shapley values—contain leaked information, directly measuring how temporal contamination affects the reasoning that drives predictions.

Setup. For each rationale, we rank claims by Shapley value magnitude $|\phi_i|$ in descending order and compute the leakage rate among the top- K claims:

$$\text{Top-}K \text{ Leakage} = \frac{1}{K} \sum_{i=1}^K \ell(c_{(i)}) \in [0, 1] \quad (14)$$

where $c_{(i)}$ denotes the claim with the i -th highest Shapley magnitude. We report Top-1, Top-3, and Top-5 leakage rates averaged across all instances per task. High Top- K leakage indicates that the claims most responsible for the prediction are temporally contaminated.

Table 6: Top- K leakage rates measuring temporal contamination among the most influential claims. Lower is better.

Agent	Legal			Salary			Stock		
	Top-1	Top-3	Top-5	Top-1	Top-3	Top-5	Top-1	Top-3	Top-5
Superforecasting	0.000	0.000	0.002	0.257	0.268	0.245	0.120	0.167	0.168
Temporal Hint	0.000	0.000	0.000	0.224	0.215	0.197	0.060	0.037	0.038
TimeSPEC	0.010	0.003	0.008	0.073	0.062	0.061	0.000	0.000	0.000

Results and Analysis. The three tasks exhibit distinct patterns that reflect their underlying information requirements.

Legal Prediction. All agents achieve near-zero Top- K leakage (≤ 0.01), with no meaningful differentiation across methods. This result aligns with the task’s structure: legal prediction relies on precedent, statutory interpretation, and procedural reasoning—information that exists before case decisions.

Salary Prediction. This task reveals substantial differences. Superforecasting exhibits Top-1 leakage of 0.257, indicating that in roughly one-quarter of instances, the single most influential claim contains leaked information—likely contract details that post-date the reference cutoff. Temporal Hint reduces Top-1 leakage to 0.224 (13% reduction), suggesting partial mitigation through prompt-based constraints. TimeSPEC achieves Top-1 leakage of 0.073, a 72% reduction relative to Superforecasting. The pattern holds across Top-3 and Top-5, demonstrating that our agent prevents leaked information from dominating decision-critical reasoning rather than merely reducing peripheral contamination.

Stock Ranking. This deliberately leakage-sensitive task provides the clearest differentiation. TimeSPEC achieves **zero** Top- K leakage across all thresholds—not a single leaked claim appears among the top-5 most influential claims in any instance. In contrast, Superforecasting exhibits 12–17% leakage among top claims, and even Temporal Hint retains 4–6% leakage despite prompt-based instructions. The baselines’ Top- K leakage directly explains their strong ranking performance ($\rho \approx 0.52$ – 0.54): predictions are partially driven by leaked knowledge of COVID-period market movements. TimeSPEC’s perfect Top- K leakage elimination confirms that its lower performance ($\rho = 0.167$) reflects genuine information constraints rather than degraded reasoning.

C Case Studies

We present representative cases from each task to illustrate how temporal leakage manifests in agent rationales and how our evaluation pipeline detects contamination at the claim level.

C.1 Legal Case Prediction

We examine *Dobbs v. Jackson Women’s Health Organization* (October Term 2021), a case challenging the constitutionality of Mississippi’s Gestational Age Act, which bans most abortions after 15 weeks of pregnancy. The reference cutoff is June 3, 2022, prior to the Court’s decision on June 24, 2022. The actual outcome was the petitioner (Mississippi) prevailing, with the Court overturning *Roe v. Wade* and *Planned Parenthood v. Casey*.

All three agents predicted petitioner victory with varying confidence: Superforecasting predicted $P(\text{petitioner}) = 0.75$, Temporal Hint predicted 0.65, and TimeSPEC predicted 0.85. Notably, all agents exhibited zero leakage (OLR = 0, Shapley-DCLR = 0) for this case, despite the historic nature of the ruling.

Examining the extracted claims reveals why leakage is absent—and why legal prediction is inherently resistant to temporal contamination. The temporal span of claims is striking: Superforecasting’s rationale cited 13 claims with determination dates ranging from **1868 to 2020**, all decades before the June 3, 2022 cutoff. The oldest claims referenced constitutional foundations: “The Fourteenth Amendment was ratified in 1868” (A1) and “Abortion was widely criminalized at the time of the Fourteenth Amendment’s ratification” (A1, 1868)—historical facts available for over 150 years. Seminal precedents followed: “*Roe v. Wade* was decided in 1973” (A1), “*Planned Parenthood v. Casey* reaffirmed the viability standard” (A3, 1992), “*Washington v. Glucksberg* was decided in 1997” (A1), and “In *Gonzales v. Carhart* (2007), the Court upheld the federal partial-birth abortion ban” (A1). The most recent claims referenced the Court’s composition shift: “The Court has shown increasing willingness to overturn constitutional precedents, as demonstrated in *Janus v. AFSCME* (2018)” (A1). Every claim predates the cutoff by at least two years, with the median temporal reference over two decades old.

Temporal Hint’s rationale followed a similar pattern, citing Casey’s “undue burden” standard, the Court’s deference to legislative findings in *Carhart*, and notably referencing “*June Medical Services v. Russo* (2020)” where a plurality reaffirmed Casey’s framework. These claims (categories A1 and A3 with temporal references spanning 1973–2020) represent the legal landscape as understood before the decision. TimeSPEC, despite conducting targeted searches for evidence, produced claims of the same temporal character: “Mississippi’s Gestational Age Act was enacted in 2018” (A1), “The Supreme Court has a 6-3 conservative majority as of 2020” (A2), and “Justice Amy Coney Barrett was confirmed in 2020” (A1). The search results retrieved pre-cutoff legal analyses and Court composition information—none of which revealed the eventual ruling, because legal reasoning does not require knowledge of the ruling itself.

This case validates our analysis in Section 7.2: legal prediction exhibits uniformly low leakage because the task’s structure inherently relies on temporally distant information. Unlike salary prediction (requiring contemporaneous market data) or stock ranking (sensitive to real-time events), legal reasoning draws on precedents established years or decades earlier, statutory text fixed at enactment, and judicial philosophies observable through prior opinions. The evidentiary base for predicting *Dobbs*—*Roe* (1973), *Casey* (1992), *Glucksberg* (1997), *Carhart* (2007), and the Court’s post-2020 composition—was fully available by mid-2020, two years before the cutoff. Each agent constructed its prediction from these same publicly available legal materials, and our pipeline correctly identifies zero temporal contamination. The variation in predicted probabilities (0.65–0.85) reflects legitimate analytical uncertainty about how the conservative majority would balance stare decisis against doctrinal disagreement, not differential access to future information.

C.2 NBA Salary Estimation

We examine the contract prediction for Malcolm Brogdon (PG), a restricted free agent from the Milwaukee Bucks entering the 2019 offseason. The reference cutoff is June 15, 2019, two weeks before free agency opened. Brogdon signed with the Indiana Pacers on June 30, 2019, via sign-and-trade for a four-year, \$85 million contract (AAV: \$21.25M). Pre-cutoff projections from league executives ranged from \$15M to \$21M annually, with the Pacers, Suns, Bulls, and Mavericks mentioned as interested teams.

All three agents produced accurate predictions: Superforecasting predicted \$21.7M (2.1% relative error), Temporal Hint predicted \$21.0M (1.2% error), and TimeSPEC predicted \$21.0M (1.2% error). However, leakage metrics diverge substantially: Superforecasting exhibited Shapley-DCLR = 0.40, Temporal Hint showed 0.105, and TimeSPEC achieved 0.091—a fourfold difference between the highest and lowest.

Our claim-level evaluation reveals how leaked comparable contracts drive Superforecasting’s accurate prediction. The rationale cited “Terry Rozier signed a 3-year/\$58 million deal with Charlotte” and “D’Angelo Russell’s contract with Brooklyn is approximately \$29.25M annually” as market comparables. Our verification identified both as leaked: Rozier’s contract was announced on **July 6, 2019** and Russell’s \$117M deal was finalized on **July 7, 2019**—both three weeks after the June 15 cutoff. Additionally, the claims “The 2019-20 salary cap is set at \$109.14 million” and “luxury tax threshold is at \$132.627 million” were determined on **June 29, 2019**. These leaked comparables directly anchor the prediction: knowing that similar guards signed for \$19–29M annually makes projecting Brogdon’s \$21.25M contract straightforward. The 40% Shapley-DCLR reflects the high decision-critical weight of these leaked market benchmarks.

Temporal Hint’s rationale contained fewer leaked claims but still exhibited temporal contamination. Our evaluation identified 2 leaked claims among 19 total: the salary cap (\$109.14M) and luxury tax (\$132.627M) figures, both with determination dates of **July 1, 2019**—sixteen days after the cutoff. Unlike Superforecasting, Temporal Hint did not leak comparable contract details; it correctly cited Eric Bledsoe’s March 2019 extension (\$17.5M annually) as a valid pre-cutoff comparable. However, the leaked salary cap figures still influenced predictions by

providing the exact market constraints. The 10.5% Shapley-DCLR—substantially lower than Superforecasting’s 40%—reflects that salary cap information carries less predictive weight than direct comparable contracts. Nevertheless, this demonstrates that prompt-based temporal constraints reduce but do not eliminate leakage.

TimeSPEC’s rationale avoided team-specific speculation entirely. It explicitly cited “validated sources from both September 2018 and May 2019” for salary cap information (\$109M cap, \$132.6M luxury tax) and grounded its analysis in Brogdon’s verified statistics: the 50-40-90 shooting achievement in 2018–19, his 2016–17 rookie season numbers (10.2 PPG, 4.2 APG), and three years of NBA experience. The rationale emphasized “validated claims” and “proven shooting efficiency” without speculating on which team would sign him or what the contract structure might be. This search-verified approach achieved identical accuracy (1.2% error) with minimal leakage (Shapley-DCLR = 0.091).

This case illustrates how comparable prediction accuracy can mask fundamentally different reasoning processes. Superforecasting’s near-perfect prediction is partially explained by leaked knowledge about the actual signing—the model’s internal parameters appear to encode information about Brogdon joining Indiana that was not publicly available until June 30, 2019. TimeSPEC achieved the same accuracy by reasoning from legitimate pre-cutoff evidence: player performance, market comparables, and salary cap constraints. The fourfold difference in Shapley-DCLR (0.40 vs. 0.091) quantifies this distinction, demonstrating that our framework can identify when “correct” predictions arise from temporal contamination rather than valid inference.

C.3 Stock Return Ranking

We examine a ranking question from the Information Technology sector covering December 2, 2019 to June 2, 2020—a period that spans the COVID-19 outbreak. The five companies are Fortinet (FTNT), Synopsys (SNPS), Teledyne Technologies (TDY), Lam Research (LRCX), and Western Digital (WDC). The reference cutoff is December 1, 2019. Crucially, this predates any public knowledge of COVID-19: China first alerted the WHO on December 31, 2019, and the WHO declared a public health emergency on January 30, 2020. The actual ranking by realized returns was FTNT (+38.5%) > SNPS (+35.1%) > TDY (+5.7%) > LRCX (+4.3%) > WDC (−7.4%).

The agents produced starkly different results. Both Superforecasting and Temporal Hint achieved perfect ranking correlation (Spearman $\rho = 1.0$), while TimeSPEC achieved $\rho = 0.3$. However, leakage metrics invert this apparent performance gap: Superforecasting exhibited Shapley-DCLR = 0.140, Temporal Hint showed 0.135, while TimeSPEC achieved 0.0—zero decision-critical leakage.

Our claim-level evaluation identifies specific leaked information in both baseline rationales. The Superforecasting rationale contains multiple post-cutoff claims verified through search. For Synopsys, it cites “fiscal Q4 2019 revenue of \$851.9 million” and “14.6% year-over-year growth”—information announced on December 4, 2019, three days after the cutoff. Most egregiously, for Teledyne it states “Teledyne’s acquisition of FLIR Systems was announced in January 2021” (determination date: January 4, 2021)—an event **14 months after the cutoff**. The rationale also explicitly references COVID-period dynamics: “With the shift to remote work expected during the evaluation period” for Fortinet, and “COVID-19 initially disrupting supply chains before benefiting from work-from-home storage demand” for Western Digital. These leaked claims directly explain the perfect ranking: the model accessed knowledge of pandemic-driven market shifts and corporate events that were unknowable on December 1, 2019.

Temporal Hint’s rationale explicitly claimed to use “only information available before December 1, 2019,” yet our evaluation identified 5 leaked claims among 37 total—all related to Synopsys’s Q4 2019 and full fiscal year 2019 results announced on December 4, 2019. Specifically: “Synopsys reported Q4 2019 revenue of \$896.5 million,” “Q4 2019 revenue was up 14.4% year-over-year,” “full fiscal year 2019 revenue of \$3.36 billion,” “fiscal year 2019 revenue represented 13.6% growth,” and “IP portfolio generated \$356.7 million in fiscal 2019 revenue.” Each claim’s determination date is December 4, 2019—just three days after the cutoff. These Synopsys claims contributed to ranking SNPS second (actual: second), demonstrating that even narrow temporal violations can influence predictions. The prompt-based instruction to respect the cutoff date failed to prevent the model from surfacing earnings data embedded in its parameters from post-cutoff training.

TimeSPEC’s rationale contains no leaked claims and produces a different ranking: TDY > SNPS > LRCX > FTNT > WDC. The reasoning relied exclusively on validated Q3 2019 fundamentals. Teledyne ranked first with “record quarterly sales of \$802.2 million in Q3 2019, representing a robust 10.6% year-over-year growth.” Synopsys ranked second with “Q3 fiscal 2019 revenue of \$853.0 million... delivering 9.4% year-over-year revenue growth.” Fortinet ranked fourth because, while it showed “validated earnings outperformance with non-GAAP earnings per share of \$0.67 in Q3 2019,” the rationale noted that “the absence of validated revenue data and growth metrics in the claims limits the comprehensive assessment.” Without foreknowledge of a global pandemic that would drive cybersecurity demand, ranking Fortinet first based solely on pre-cutoff fundamentals would have been unjustified.

This case provides the clearest demonstration of our framework’s value. The baselines’ perfect Spearman correlation is not evidence of forecasting skill—it reflects temporal contamination. The explicit COVID-19 references in Superforecasting’s rationale reveal that the model accessed information about pandemic-driven market dynamics that did not exist on December 1, 2019. TimeSPEC’s lower correlation ($\rho = 0.3$) represents what an analyst could legitimately predict from Q3 2019 earnings without foreknowledge of a black swan event. The zero Shapley-DCLR confirms that the architecture successfully blocked COVID-related leakage, and the resulting “underperformance” is precisely what honest backtesting should produce when future information is genuinely unavailable.

D Prompt Specifications

All prompts are provided verbatim for reproducibility. Template variables are shown as {variable}.

D.1 Tool Definitions

search_information (TimeSPEC)

```
{
  "name": "search_information",
  "description": "Search web for factual evidence about performance, fundamentals, trends.",
  "parameters": {
    "query": {type: string, required},
    "purpose": {type: string, required}
  }
}
```

submit_prediction (Baseline Agents)

Legal: {probability_petitioner: float[0,1], prediction_rationale: string[min400]}

Salary: {predicted_salary: int[≥0], prediction_rationale: string[min400]}

Stock: {ranking: array[string,2-10], ranking_rationale: string[min1000]}

submit_draft_prediction / submit_final_prediction (TimeSPEC)

Draft (Generator/Regenerator) and Final (Aggregator) share schema per task:

Legal: {prediction: float[0,1], rationale: string[min400]}

Salary: {prediction: int[≥0], rationale: string[min400]}

Stock: {prediction: array[string], rationale: string[min1000]}

D.2 Agent Prompts

Shared Temporal Constraint. Used by Temporal Hint and TimeSPEC.

TEMPORAL_CONSTRAINT_BLOCK

CRITICAL TEMPORAL CONSTRAINT: You may ONLY use information available BEFORE {cutoff_date}. This is a strict knowledge cutoff. Do not use any information, events, decisions, or developments from after this date.

Superforecasting Agent. Single-turn prediction without search.

Superforecasting Agent - Universal Template

System: You are {DOMAIN_ROLE}. Base analysis on SPECIFIC, VERIFIABLE facts. Do NOT recall actual outcomes.\n\n ANALYSIS REQUIREMENTS: Include (1) {domain_metrics} with numbers, (2) {comparable_data} with dates/amounts. AVOID vague statements.\n\n RATIONALE REQUIREMENTS: Must be FAITHFUL, contain SPECIFIC DATABLE facts, be VERIFIABLE. Rationale is PRIMARY output.\n\n OUTPUT: Call submit_prediction with prediction and rationale (min {min_chars} chars).

User: TASK: {TASK_INSTRUCTION}\n{input_json}

Task-Specific Instantiations

Legal: DOMAIN_ROLE="Expert Supreme Court analyst", TASK_INSTRUCTION="Predict P(PETITIONER wins) as probability 0.0-1.0", domain_metrics="precedent cases with years/holdings", min_chars=400

Salary: DOMAIN_ROLE="Expert NBA salary analyst", TASK_INSTRUCTION="Predict player's salary in USD", domain_metrics="player stats (PPG, RPG, APG), comparable contracts", min_chars=400

Stock: DOMAIN_ROLE="Expert stock analyst", TASK_INSTRUCTION="Rank stocks from BEST to WORST", domain_metrics="quarterly financials, market position", min_chars=1000

Temporal Hint Agent. Identical to Superforecasting but prepends TEMPORAL_CONSTRAINT_BLOCK to system prompt.

TimeSPEC. Multi-phase architecture with search capability.

Generator Prompt

System: You are {DOMAIN_ROLE} with access to search tools. Knowledge cutoff: {cutoff_date}. You MUST use ONLY pre-cutoff information.\n\n TASK: (1) Search for relevant evidence, (2) Gather {domain_data}, (3) Submit draft prediction.\n SEARCH STRATEGY: “[entity] [time period] [metric]”, “[comparable] contract/performance”\n OUTPUT: Call submit_draft_prediction with prediction and rationale citing search results.\n\n **User:** TASK: {TASK_INSTRUCTION}\nCutoff: {cutoff_date}\n{input_json}

Regenerator Prompt

System: You are analyst regenerating prediction after temporal violations detected. Initial prediction contained unverified claims. Use ONLY verifiable evidence.\n KNOWLEDGE CUTOFF: {cutoff_date}. ALL information must be from BEFORE this date.\n TASK: (1) Review valid evidence from Layers 1-2, (2) Search NEW angles if needed, (3) Submit prediction citing evidence layers.\n\n **User:** # REGENERATION TASK\nPredict for: {case_input}\nKnowledge Cutoff: {cutoff_date}\n\n ## LAYER 1: VALID CLAIMS\n{valid_claims}\n\n ## LAYER 2: VALID SEARCH RESULTS\n{valid_searches}\n\n ## PREVIOUS QUERIES (avoid repeating)\n{previous_queries}

Aggregator Prompt

System: You are analyst performing final synthesis. CRITICAL: Use ONLY facts from CASE INPUT and VALIDATED CLAIMS. Do NOT introduce ANY new information from your own knowledge.\n TASK: Synthesize validated claims into final prediction. OUTPUT: Call submit_final_prediction.\n\n **User:** # FINAL SYNTHESIS TASK\nInput: {case_input}\nKnowledge Cutoff: {cutoff_date}\n\n ## CLAIM CATEGORIES\n Group A (Temporally Verifiable): [A1] Discrete Event, [A2] State/Meanurement, [A3] Publication\n Group B (Background): [B1] General Knowledge, [B2] Definitional\n\n ## VALIDATED CLAIMS\n{valid_claims}\n\n Synthesize into final prediction. Cite SPECIFIC facts from validated claims only.

D.3 Evaluation Prompts

Claim Extraction (Phase 1). Extracts atomic factual claims from rationales for temporal verification.

Claim Extraction Prompt

System: Extract all factual claims from the given rationale. Extraction must be: (1) **Comprehensive** - capture ALL factual assertions, (2) **Faithful** - only information in rationale, no additions, (3) **Self-contained** - each claim understandable alone, (4) **Atomic** - one verifiable fact per claim.\n\n CLAIM CATEGORIES:\n **Group A (Temporally Verifiable):** [A1] Discrete Event (specific event occurred), [A2] State/Meanurement (quantity at specific time), [A3] Publication (content from document), [A4] Outcome (target event result - always leaked), [A5] Consequential (post-target event - always leaked)\n **Group B (Non-Applicable):** [B1] Background/General Knowledge, [B2] Definitional/Logical\n\n EXCLUDE: Predictions, judgments, analysis, speculation, confidence statements.\n\n TEMPORAL REFERENCES: Handle strictly - “2023” → 2023-12-31, “Q3 2023” → 2023-09-30, “March 2023” → 2023-03-31.\n\n OUTPUT: JSON with claims array, each having: claim_id, claim_text, original_text, temporal_reference, claim_category, category_reasoning.\n\n **User:** Context: {task_description}\nTarget Event: {event_description}\nReference Date: {reference_date}\n\n RATIONALE TO ANALYZE:\n{rationale_text}

Shapley Value Computation (Phase 2). Regenerates predictions from claim subsets to compute marginal contributions.

Shapley Prediction Prompt

System: Make prediction from claims. Call tool IMMEDIATELY with no explanation.\n RULES: (1) Use ONLY provided claims - NO external knowledge, (2) If claims insufficient: Legal→0.5, Salary→position median, Stock→preserve order, (3) Output ONLY the tool call - NO reasoning text.\n\n **User:** Predict {task_type} using ONLY these claims.\n\n {task_context}\n\n CLAIMS:\n{numbered_claims_list}\n\n OUTPUT: {output_field}\n\n Call submit_prediction tool.

Batched Shapley Prompt (Claim ID Reference System)

System: Output predictions as JSON array. No explanation.\n\n **User:** {task_context}\n\n CLAIMS (reference by ID):\n[1] {claim_1}\n[2] {claim_2}\n...\n\n Predict for each SET using ONLY claims with listed IDs. Empty set = default value.\n SET 1: [1, 3, 5]\n SET 2: [2, 4]\n SET 3: [] (empty - default)\n...\n\n OUTPUT: JSON array with exactly N objects.\n\n Format: [{"set": 1, "p": 0.63}, {"set": 2, "p": 0.71}, ...]

Leakage Verification (Phase 3). Determines when claims became publicly available via search and date extraction.

Query Generation Prompt

System: Generate search queries to find SPECIFIC DATES for when information became publicly known.

User: THE GOAL: Find when each claim became PUBLIC.\n\n CLAIMS TO VERIFY:\n{claims_json}\n\n QUERY RULES: (1) Include date-related terms: "date", "when", "announced", "released", "decided", (2) Be SPECIFIC to return exact dates, (3) For STATE claims, query status at that time.\n\n EXAMPLES:\n - Event: "Court decided Booker in 2005" → "United States v. Booker Supreme Court decision date 2005"\n - Earnings: "Dexcom Q3 2019 revenue" → "Dexcom Q3 2019 earnings announcement date"\n\n OUTPUT: JSON array [{"index": 0, "query": "..."}, ...]

Date Extraction Prompt

System: Determine when information became publicly available from search results.

User: THE GOAL: For each claim, answer "When did this information become PUBLICLY AVAILABLE?"\n\n CLAIMS WITH SEARCH RESULTS:\n{extraction_data_json}\n\n KEY PRINCIPLES:\n - Events (decisions, signings): Use date event occurred\n - States ("Company had X as of 2019"): Use period START (e.g., 2019-01-01) if confirmed\n - Timeless facts (legal principles): Use 1900-01-01\n - Never use article publication date as event date\n\n OUTPUT: JSON array [{"index": 0, "event_date": "YYYY-MM-DD", "confidence": "high/medium/low/none", "reasoning": "..."}, ...]