

Open Datasets in Learning Analytics: Trends, Challenges, and Best PRACTICE

VALDEMAR ŠVÁBENSKÝ, Masaryk University, Czech Republic

BRENDAN FLANAGAN, Kyoto University, Japan

ERWIN DANIEL LÓPEZ ZAPATA, Kyushu University, Japan

ATSUSHI SHIMADA, Kyushu University, Japan

Background and context: Open datasets play a crucial role in three prominent research domains that intersect data science and education: learning analytics, educational data mining, and artificial intelligence in education. Researchers in these domains apply computational methods to analyze data from educational contexts, aiming to better understand and improve teaching and learning.

Research scope and gap: Providing open datasets alongside research papers supports research reproducibility, fosters collaboration, and increases trust in research findings. It also provides individual benefits for authors, such as greater visibility, credibility, and citation potential. However, despite these advantages, the availability of open datasets and the associated practices within the learning analytics research communities, especially at their flagship conference venues, remain unclear.

Goal and method: To address this gap, we conducted a systematic survey of publicly available datasets published alongside research papers in learning analytics domains. We manually examined 1,125 papers from three respected flagship conferences (LAK, EDM, and AIED) over the past five years (2020–2024). We discovered, categorized, and analyzed 172 unique datasets used in 204 publications.

Results and contributions: Our study presents the most comprehensive collection and analysis of open educational datasets to date, along with the most detailed categorization. Of the 172 datasets identified, 143 were not captured in any prior survey of open data in learning analytics. We provide insights into the datasets' context, analytical methods, use, and other properties. Based on this survey, we summarize the current gaps in the field. Furthermore, we list practical recommendations, advice, and 8-item guidelines under the acronym PRACTICE with a checklist to help researchers publish their data. Lastly, we share our original dataset: an annotated inventory detailing the discovered datasets and the corresponding publications. We hope these findings will support further adoption of open data practices in learning analytics communities and beyond.

CCS Concepts: • **General and reference** → **Surveys and overviews**; • **Applied computing** → **Education**.

Additional Key Words and Phrases: open data, public data, data sharing, data management, open science, learning analytics, educational data mining, artificial intelligence in education, AI in education, systematic literature review, systematic mapping study, survey

ACM Reference Format:

Valdemar Švábenský, Brendan Flanagan, Erwin Daniel López Zapata, and Atsushi Shimada. 2026. Open Datasets in Learning Analytics: Trends, Challenges, and Best PRACTICE. *ACM Trans. Knowl. Discov. Data*. To appear, 1 (February 2026), 52 pages. <https://doi.org/10.1145/3798096>

Authors' Contact Information: [Valdemar Švábenský](mailto:valdemar@mail.muni.cz), Faculty of Informatics, Masaryk University, Brno, Czech Republic, valdemar@mail.muni.cz; [Brendan Flanagan](mailto:bflanagan.academic@gmail.com), Kyoto University, Kyoto, Japan, bflanagan.academic@gmail.com; [Erwin Daniel López Zapata](mailto:edlopez96s6@gmail.com), Kyushu University, Fukuoka, Japan, edlopez96s6@gmail.com; [Atsushi Shimada](mailto:atsushi@ait.kyushu-u.ac.jp), Kyushu University, Fukuoka, Japan, atsushi@ait.kyushu-u.ac.jp.



This work is licensed under a Creative Commons Attribution 4.0 International License.

© 2026 Copyright held by the owner/author(s).

Manuscript submitted to ACM

Manuscript submitted to ACM

1 Introduction

Open science practices [180, 343] are promoted by numerous respected organizations worldwide, such as UNESCO [335], Center for Open Science [50], and European Commission [118]. One of the key aspects of open science is the sharing of research data, which benefits various target groups [116, 180, 287, 313]:

- For *individual researchers*, it brings greater recognition and visibility, leads to higher impact and more citations (estimated by +25% [77]), and increases their credibility and transparency.
- For *research communities*, it supports reproducibility, enables new collaboration opportunities, and saves time and other resources in future studies, leading to faster progress.
- Finally, for *society* in the broader sense, it enhances trust in research, informs policy, and simplifies access to research results for the industry and general public.

The popular guideline for publishing scientific data [359] (with more than 20,000 citations on Google Scholar a decade after its publication) states that the data should be FAIR [117, 359]:

- *Findable* – have a persistent identifier, are indexed in a searchable resource, and are described with metadata.
- *Accessible* – are available and retrievable using standard means (by humans and machines).
- *Interoperable* – are syntactically parseable and semantically understandable, allowing to remix them [331].
- *Reusable* – meet community standards and are released with an open license that allows wide usage.

Failing to meet the FAIR guidelines can negatively impact research activities and innovation. A 2018 report estimated that in the European Union alone, “not having FAIR and free open access research data [...] costs the European economy at least €10.2 billion every year” [117].

Large-scale studies on open data practices revealed further insights. In 2018, a global survey of 7,719 researchers found that 76% considered it important to make their data discoverable [321]. However, the respondents identified numerous obstacles to this practice, namely: *how to organize the data* (46%), *how to deal with licensing* (37%), *which repository to use* (33%), *lack of time to share data* (26%), and *costs of sharing data* (19%). Another study [328] demonstrated the inefficiency of explicitly requesting data. It takes a long time to receive a response, and ultimately, it is often declined – the top three reasons being again *lack of time* (29%), *data no longer available* (28%), and *privacy/legal concerns* (23%).

A 2023 study [287] with 6,091 responses revealed more concerns: 60% of researchers felt they “don’t receive sufficient recognition” for sharing their data, and almost 75% “had never received support” with data publishing. The study also highlighted differences among subject areas, necessitating a domain-specific approach. Out of 13 areas (which included, for example, mathematics, engineering, and social sciences), researchers in *computing*¹ were among those who most strongly agreed that open data “should be common scholarly practice”. In addition, computing researchers were “significantly more likely to select paper citations as their primary motivation for sharing data”.

1.1 Three Research Fields of Learning Analytics, Educational Data Mining, and AI in Education

At the intersection of computing and education lie three interrelated research disciplines: *learning analytics* [197, 274], *educational data mining* [274, 275], and *artificial intelligence (AI) in education* [60, 64]. The goal of these interdisciplinary fields is to better understand and improve teaching and learning [165, 274]. To achieve this goal, the researchers leverage data from educational contexts and automatically analyze them using computational methods [405], such as data mining, machine learning (ML), and natural language processing (NLP).

¹Computing is a broad area that includes “computer science and related disciplines, such as computer engineering, information systems, information technology, software engineering, cybersecurity, and data science” [145].

Table 1. The most prominent conferences in each field. Data are bound to the time of writing this paper (submitted February 2025). We note that while LAK and EDM have been held annually since their inception, AIED has been held biannually since 1983, then switching to an annual mode since 2017 [289].

Conference name (with abbreviation) and URL	Publisher	ICORE rank [78]	First year	Anniversary in 2025
International Learning Analytics and Knowledge Conference (LAK) https://www.solaresearch.org/events/lak	Society for Learning Analytics Research (SoLAR) and Association for Computing Machinery (ACM)	A	2011	15 th
Educational Data Mining (EDM) https://educationaldatamining.org/conferences	The International Educational Data Mining Society (IEDMS)	B	2008	18 th
Artificial Intelligence in Education (AIED) https://iaied.org/conferences	The International AI in Education Society and Springer	A	1983	26 th [289]

The research interest in these fields has been growing over the past years, as evidenced by the increasing number of publications for learning analytics [51, 274, 403], educational data mining [51, 274], and AI in education [60, 64]. All three fields have well-established communities – Table 1 lists the flagship conference for each field. These conferences are international, stringently peer-reviewed, and ICORE-ranked [78]. Moreover, LAK is the only conference in the top 20 Google Scholar citation ranks for the subcategory Educational Technology under Engineering & Computer Science [139]. These metrics place LAK on par with the top journals in the field.

For readers interested in details, Romero and Ventura [274] published a comprehensive survey of the state of the art in learning analytics and educational data mining, explaining the fine-grained differences between the two and outlining their relationship to AI in education. However, these details are not particularly relevant for the scope of our paper, which targets all three disciplines. Moreover, Dormezil et al. [100] noted that, from one perspective, educational data mining can be considered a subset of learning analytics. Therefore, for simplicity, this paper will use the umbrella term *Learning Analytics* (LA) to refer to all three disciplines combined. Only when referring to a specific conference will we use the respective acronyms LAK, EDM, and AIED (see Table 1).

1.2 Goals and Target Audience of This Paper

This paper uses the simplified working definition of open data listed below. It combines the FAIR guidelines [117, 359] with one of the original open data definitions [237], as well as with the definition by the Open Data Handbook [331].

Open data are data that (1) are easily available in a standard format, and (2) can be used by anyone for any (non-commercial) research purpose — subject at most to the requirement to attribute and/or share-alike.

Within the scope of this definition, our goal is to conduct a practically oriented survey of open data for LA research. We examine all 1,125 papers published at LAK, EDM, and AIED from 2020 to 2024 (see Section 3.1 for why we set this scope). Reflecting our paper title, we aim to answer the following research questions (RQ):

- (RQ1) **Trends:** Which open datasets are available in state-of-the-art LA research, and what are their characteristics?
- (RQ2) **Challenges:** Which contexts does the LA community lack data for, representing research gaps and open problems?
- (RQ3) **Best Practice:** How can we guide and support LA researchers to adopt more open data practices?

The intended audience of this paper is researchers and other stakeholders in LA who want to:

- Adopt existing datasets as-is to avoid the “cold start” problem (that is, not having enough research data at the beginning), enabling them to kickstart their new research faster.
- Adapt existing datasets to suit their specific needs, for example, as a test set for evaluating their ML models.
- Study the factors that affect or limit the generalizability of research findings across datasets.
- Validate the previously published research through replication or reproduction.
- Seek inspiration for unanswered research problems or areas that are insufficiently covered by open data.
- Look for practical, easy-to-use guidelines to help them engage in open data practices.

1.3 Contributions of This Paper

Our paper brings the following contributions to the research community:

- (1) *An organized resource with pointers to and descriptions of open LA datasets* that others can use (Section A).
- (2) *Comparison with previous surveys*, providing references to datasets that our survey did not cover (Section 2.1).
- (3) *Summary of trends* regarding the dataset properties, educational contexts, and analytical methods (Section 4.1).
- (4) *Critical reflection of the state of the art* in LA research and related disciplines, leading to the *identification of research gaps and open challenges* to provide opportunities for novel contributions (Section 5.1).
- (5) *Actionable recommendations* and implications for LA researchers regarding datasets (Section 5.2 and Section B).
- (6) *Public materials* including the dataset inventory, analytical code, and structured citation files (Section 5.3).

2 Related Literature Reviews and Surveys in Learning Analytics

We examined prior work focusing on two aspects: data (Section 2.1) and open science in general (Section 2.2). As a reminder, we use the term LA to refer jointly to learning analytics, educational data mining, and/or AI in education.

2.1 Usage of Data in LA

2.1.1 Broad Survey and Overview Papers. In 2020, Romero and Ventura [274] thoroughly surveyed the field of LA, pointing out that collecting and preprocessing data for LA research is a “hard and very time-consuming task”. They observed that few public datasets are available, and that they are limited to a narrow range of educational environments (mostly e-learning systems). They listed URLs to 13 public datasets that can be used by LA researchers. Of these URLs, four are invalid at the time of writing this paper, underscoring the importance of using stable data repositories.

Data collection in LA is particularly complex since it often involves a multi-layered approach to capture a complete picture of how learning is occurring, the external factors that influence it, and its outcomes. This issue was examined by Fischer et al. [128], who reviewed how the field of LA employed big data, dividing them into three types:

- *Microlevel*: fine-grained interaction data between learners and the learning environment, e.g., clickstream data. They were used, for example, to understand knowledge or personalize learning.
- *Mesolevel*: student writing artifacts, e.g., text data from online discussions. They were used, for example, to understand cognitive, social, and behavioral processes.
- *Macrolevel*: institutional data, e.g., demographics and course enrollment data. They were used, for example, in early-warning systems, for course guidance, and analytics for administrators and decision-makers.

This review by Fischer et al. [128] posits that accessing educational big data is a major challenge. Moreover, educational software companies, which possess large datasets, “have no interest in making their data available publicly” [128] in order to retain their commercial advantage.

The costs of data collection and preprocessing, combined with the lack of open LA data, create a digital divide that widens inequality within the research community. As a step towards addressing this issue, Romero and Ventura [274] proposed developing an open repository specific to LA data, such as the PSLC DataShop [275]. They conclude that “educators and institutions should develop a data-driven culture of using data for [...] improving instruction”.

2.1.2 Dataset Survey Papers and Dataset Repositories. Mihaescu and Popescu [232] identified 44 LA datasets, superseding the data aspect of the review by Romero and Ventura [274]. Almost all of the datasets were published between 2010 and 2020 (with two exceptions from 1988 and 1997). Since our review focuses on papers from 2020 to 2024, we provide a follow-up to this previous survey. Mihaescu and Popescu [232] searched for papers and datasets using Google Scholar and Google Dataset Search [138], and categorized the dataset sources into three types [232]:

- General-purpose repositories: (a) UCI Machine Learning Repository [182], (b) Mendeley Data Repository [115], (c) Harvard Dataverse [153], (d) PSLC DataShop [189, 190], and, as we would like to additionally include in this category, (e) LearnSphere [48].
- Datasets from LA competitions, which are often hosted on Kaggle [175].
- Standalone datasets from other sources.

Next, based on a Google Scholar keyword search, we identified three other surveys that describe datasets in LA, all of which substantially overlap with each other and with prior work (see Table 2). Listed chronologically, the first is BigData Lab @USTC [28]: a GitHub repository with an interface for downloading 18 LA datasets (15 of which are new compared to prior surveys). Second, Lin et al. [208] listed 10 datasets (1 new compared to prior work). Third, Xiong et al. [368] listed 12 datasets (2 of which are new compared to prior work). Other than that, to the best of our knowledge, our paper is the largest and most comprehensive survey of LA datasets to date, with 172 datasets in total.

To highlight our contribution, Table 2 compares our work with other surveys. Combined together, all previous surveys reported 62 unique datasets. Of these, 29 were also identified in our paper, and 33 were not. However, we identified 143 additional datasets missing from previous surveys.

2.1.3 Narrowly Focused, Area-Specific Survey Papers. The rest of this subsection lists LA-related surveys that did not search for datasets directly but rather for related aspects, mainly approaches to dataset analytics.

Like our paper, Zheng et al. [395] reviewed the LAK, EDM, and AIED conferences (additionally including a fourth conference, Learning at Scale). Among 66 core authors across the communities, more than 70% hold doctoral degrees in computer science or engineering, highlighting a strong connection to computing. Moreover, while 90% of core authors in AIED and EDM worked at institutions in the USA, 80% of core authors in LAK worked in various countries outside the USA, demonstrating interest in LA worldwide. However, very few institutions in the Global South were represented.

Prenkaj et al. [257] reviewed ML approaches for predicting student dropout in online education (such as in MOOCs, e-courses, and online degree programs). They listed several datasets used in the literature; however, only two were publicly available. The survey argued that due to the lack of available datasets, it is difficult to evaluate and compare (or otherwise benchmark) different ML models.

Next, Sghir et al. [295] reviewed 74 papers published over a decade of LA research on predicting student outcomes, such as enrollment and performance. Of the 74 papers, the review mentions only three that used public datasets (all

Table 2. Comparison of our work to the related surveys reviewed in [Section 2.1](#), sorted by publication date. We do not list the surveys by Haim et al. [148–150] because they examined a subset of our candidate papers.

Survey of public datasets	Publication date	Datasets reported	Overlap with datasets across all prior work	Overlap with datasets in our survey (see Table 3)
Romero and Ventura [274]	2020, Jan	12	— (the first survey)	8
Mihaescu and Popescu [232]	2021, Feb	44	12 (27%), superset of [274]	17
BigData Lab @USTC [28]	2021, Nov	18	3 (17%)	14
Lin et al. [208]	2024, Jun	10	9 (90%)	9
Xiong et al. [368]	2024, Jul	12	10 (83%)	9
Our paper	2025–2026	172	29 (17%)	—

Table 3. Explanation of the column “Overlap with datasets in our survey” from [Table 2](#). The numbers refer to dataset IDs in [Table 8](#).

Survey of public datasets	2	3	5	6	18	19	20	22	23	30	41	42	50	68	75	83	86	103	105	109	127	134	140	149	161	168	169	170	171
Romero and Ventura [274]								✓	✓	✓					✓		✓			✓					✓		✓		
Mihaescu and Popescu [232]	✓	✓	✓	✓				✓	✓	✓	✓	✓	✓	✓	✓	✓	✓	✓	✓	✓	✓				✓	✓	✓	✓	
BigData Lab @USTC [28]					✓	✓	✓	✓					✓	✓		✓	✓	✓	✓			✓	✓			✓			✓
Lin et al. [208]								✓		✓			✓			✓	✓			✓							✓	✓	✓
Xiong et al. [368]								✓					✓	✓		✓	✓	✓	✓									✓	✓

three used the OULAD dataset – ID 109 in our [Table 8](#)). The review asserts that sharing “more public datasets will surely accelerate the research on [predictive] LA”.

Lastly, Švábenský et al. [405] reviewed 35 papers that had applied LA in cybersecurity education. They observed that the research data are highly heterogeneous, comprising nine distinct data types. These included program code, application logs, student communication data, and others. However, none of the datasets were made publicly available.

To summarize, several related publications argue for the importance of open datasets in LA and warn that they are lacking. However, existing surveys of open LA datasets are limited, either because they are outdated or because they list only a few datasets. To the best of our knowledge, our paper presents the most comprehensive review of LA datasets to date (finalized in February 2025).

2.2 Open Science and Reproducibility of LA Research

The Association for Computing Machinery (ACM) defines three key terms regarding the stable attainment of results from a research study [12]:

- *Repeatability* – a research team can obtain their own result again, under the same conditions.
 - “Same team, same experimental setup”
- *Reproducibility* – a different team (other than the original authors) can independently obtain the original result by using data and artifacts from the original author team.
 - “Different team, same experimental setup”
- *Replicability* – a different team can obtain the result by using different data and artifacts, indicating that the phenomenon being researched is generalizable and manifests also under different conditions.
 - “Different team, different experimental setup”

From an open-science perspective, *reproducibility* is especially important, as it enhances confidence in research results and enables broader applicability. However, a survey of 1,576 scientists across disciplines found that 90% believe there is a reproducibility crisis [18]. One of the reasons, cited in almost 80% of cases as “always/often/sometimes contributing” to the problem, is that *raw data are not available from the original research team* [18]. To improve reproducibility practices in computing, a checklist for general ML research is available [256]. The rest of this section reviews reproducibility specifically in the LA field, where it is also a challenge [188].

2.2.1 Open Science at LAK, EDM, and AIED. Motz et al. [236] investigated open science practices in LAK 2020 and 2021 full and short papers. Of the 151 included articles, 11 (7.5%) published their data. The data collection location was examined: 3 papers were from North America, 1 from Europe, and the rest were either multinational or unspecified.

In a related work, Haim et al. [149] investigated the reproducibility of LAK 2021 and 2022 conference full and short papers. Only 5% of papers made their raw dataset available, and in another 2%, the paper explicitly stated that the data can be requested. Ultimately, no paper was reproducible within the time constraints set by Haim et al. [149], but they “estimated that the 2% of papers that contain both the raw dataset and source [code] were likely to be reproducible”.

Next, Haim et al. [148] researched the reproducibility of EDM 2021 and 2022 conference papers (full, short, and poster papers). The results showed that 15% of papers used a dataset that was either already public or made openly available, and for another 5%, the authors stated that the data could be requested. Ultimately, Haim et al. [148] could attempt reproduction for 6% of papers, but only a few yielded results similar to the original.

Last but not least, Haim et al. [150] continued to explore the reproducibility of AIED 2021 and 2022 full, short, and poster papers. 13% of papers had openly available data, and in 4% of cases, the datasets were available on request. Overall, 7% of papers were potentially reproducible, though none of the efforts were ultimately successful.

To summarize, open science practices are of interest at LAK, EDM, and AIED conferences. The topic of open science has been researched from a certain perspective in the years 2020–2022, but the latest results, with a deep focus on data, are currently missing. Our paper aims to fill this gap in the literature.

2.2.2 Cautionary Viewpoints for LA Research. Baker et al. [19] pointed out that although open science is a worthwhile endeavor, publishing LA data can be difficult due to legal and institutional requirements, as well as issues regarding privacy, data security, and ethics. To make a dataset public, researchers need to [19]:

- (a) *deidentify it* and
- (b) *obtain permission to share it.*

Deidentification [44, 141] is challenging if the data includes photos, videos, audio recordings, or written communication of people [34], but even in less obvious cases, such as with keystroke data [200]. To ensure data anonymization, a combined effort of several humans, aided by automated tools such as Large Language Models (LLMs) [308], is necessary. However, even after deidentification, there remains the risk of reidentification, such as by combining the data with other datasets that contain personal information. To mitigate this risk, infrastructures such as MORF [166] enable researchers to analyze data without direct access to them. Another possible mitigation is using synthetic or simulated data, which have recently been explored in the LA field [129, 179, 389].

Obtaining permission is problematic in certain countries due to local legislation (see the discussion of “The right to be forgotten” [167]), or at certain institutions – even more so if the data come from a protected group, such as children. Again, infrastructures such as MORF [166] partially mitigate this problem.

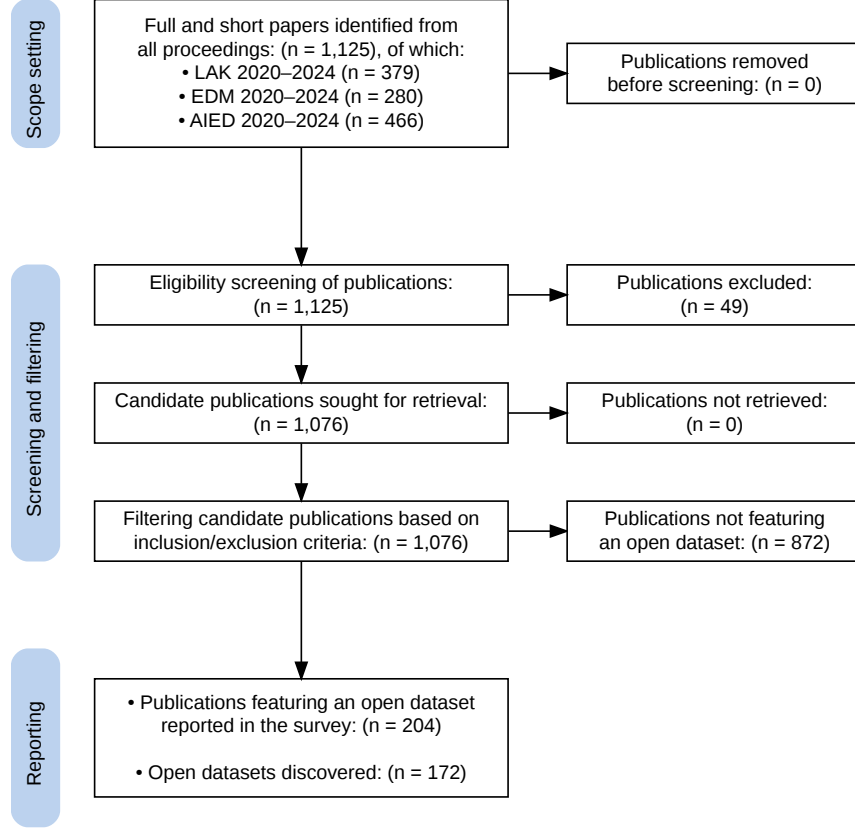


Fig. 1. PRISMA flow diagram. Generated using the tool by Haddaway et al. [146].

3 Method of Conducting This Literature Survey

To reiterate, our goal is to conduct a practically-oriented survey of LA datasets. Figure 1 summarizes an overall PRISMA (Preferred Reporting Items for Systematic reviews and Meta-Analyses) flow diagram [250] for our literature survey.

3.1 Setting the Scope and Information Sources to Define the Initial Set of 1,125 Papers

Unlike most surveys, which examine a subset of publications yielded by a keyword search in a citation database, we aimed to capture an entire snapshot of the field, without risking that an incomplete keyword search would miss certain papers. Therefore, we focus on *all* papers within the last 5 years in the flagship LA venues listed in Table 1.

We chose the LAK, EDM, and AIED conferences for the reasons explained in Section 1.1 (to summarize: they are well-known, respected, and high-ranked). In addition, we selected conferences instead of journals because they capture the latest developments in the field. Given the longer publication turnaround in journals, it might take considerable time before datasets relevant to today’s research start appearing there. In addition, conferences include more emerging research and topics outside the mainstream [403], thereby more accurately reflecting the state of the art.

For each conference, we examined all full and short papers published between 2020 and 2024 (included). In total, 1,125 papers had been published at these conferences in this period. Table 4 shows a breakdown of the paper counts.

Table 4. Distribution of all the 1,125 published papers (full | short) across the three target conferences throughout the years 2020–2024. In two cases, the text of the proceedings preface listed a slightly incorrect total paper count. Therefore, the numbers below are actual counts of all examined papers. (Each year, LAK published a total of 62–95 papers, EDM 40–66 papers, and AIED 76–116 papers.)

Full Short	2020		2021		2022		2023		2024		Subtotal		Total
LAK	50	30	42	29	39	23	49	22	66	29	246	133	379
EDM	30	29	22	44	26	29	18	22	21	39	117	163	280
AIED	49	66	40	76	40	40	53	26	49	27	231	235	466
Subtotal	129	125	104	149	105	92	120	70	136	95	594	531	1125
Total	254		253		197		190		231		1125		

Table 5. Distribution of all the 1,076 candidate (eligible) papers. Same as in Table 4, the papers are divided into full | short across the three target conferences throughout the years 2020–2024. In addition, the row and column **Total** include a percentage of the candidate papers compared to the corresponding cell in Table 4.

Full Short	2020		2021		2022		2023		2024		Subtotal		Total
LAK	47	27	41	26	34	21	45	20	63	26	230	120	350 (92.3%)
EDM	30	28	22	44	26	29	17	21	21	38	116	160	276 (98.6%)
AIED	48	64	39	70	38	40	52	26	48	25	225	225	450 (96.6%)
Subtotal	125	119	102	140	98	90	114	67	132	89	571	505	1076 (95.6%)
Total	244 (96.1%)		242 (95.7%)		188 (95.4%)		181 (95.3%)		221 (95.7%)		1076 (95.6%)		

3.2 Overall Workflow

Data collection began on 20 May 2024 and ended on 17 October 2024. The first and second authors of this survey, who have an extensive expertise (Ph.D. in computer science) and publication track record in LA, divided all 1,125 papers between them. One co-author focused on LAK and AIED, while the other handled all EDM papers. In most cases, it was clear whether a dataset was present. Rarely, if either co-author encountered an unclear case, they discussed it with the team to reach a shared decision. Therefore, each paper was manually examined by one or more co-authors.

We attempted to complement and double-check our findings by AI-powered analysis of the papers’ PDFs with Google’s NotebookLM, but the outputs were inaccurate, so we resorted to a fully manual inspection. This corroborates Gehrmann et al. [134], who asserted that “while LLM-based tools can offer a useful initial overview of an unfamiliar topic, they are less effective for in-depth literature reviews”. Although LLM tools appear to be suitable for literature reviews, this use case “is still in its infancy” [10] and introduces challenges.

3.3 Eligibility Screening of the Initial Set of 1,125 Papers

As the initial step, the two investigators excluded all papers that did not exploit any dataset. These included position/opinion papers, proposals, and system design papers that lacked empirical evaluation. In addition, we excluded literature review/survey papers, since we wanted to focus on primary educational datasets. Overall, we excluded 49 papers (29 from LAK, 4 from EDM, and 13 from AIED). Since we excluded only 4.4% out of the total 1,125 published papers, this shows that the vast majority of published papers were eligible to provide or use an open dataset. This left us with 1,076 candidate papers (see Table 5) for the next round of review to explore.

3.4 Examining the Eligible Set of 1,076 Candidate Papers

The two investigators looked for any mention that the dataset associated with a paper may be available. We counted either providing a new, original dataset or exploiting an existing open dataset. Most frequently, the dataset was indicated by *hyperlinks* in the text or *citations* pointing to the data source: either a data storage (such as GitHub) or a previous paper. In the latter case, we recursively followed backward references if a current paper did not contain the dataset link directly.

Most often, the dataset reference appeared in the Methods section. Other locations included the Abstract, Introduction, Conclusion, or Appendix section, sometimes under a subheading titled, for example, *dataset*, *data set*, *data collection*, *supplemental/supplementary material(s)*, or *availability of data/materials*.

Since papers and datasets have an $m:n$ correspondence – that is, one paper can use multiple datasets, and one dataset can be used in multiple papers – we distinguish between *candidate papers* vs. *candidate datasets*, as well as *selected papers* vs. *selected datasets*.

3.5 Filtering the Candidate Papers and Datasets Based on Inclusion/Exclusion Criteria

After discovering a candidate dataset, we included it only if it satisfied all three of the following selection criteria:

- (1) *The dataset is indicated as being available/accessible (for example, the paper contains a functional hyperlink, a reference, a supplementary attachment in the proceedings, or a sentence such as “we will provide the data on request”).*
 - Exclusion example 1: A paper only described the dataset in the text, but did not provide any link or a reference to it, and did not even indicate the possibility that it might be available on request.
 - Exclusion example 2: A paper said “we used the same dataset as in [link/reference to a previous paper]”, but the referenced source again only textually described the dataset, that is, the data were again unavailable.
 - Exclusion example 3: A paper described that the data are provided in a linked repository, but the repository was empty, and it seemed that it had never been filled (for example, no Git commit history).
 - Exclusion example 4: A paper described that the data are provided in a linked storage, but the hyperlink was no longer functional (error 404), and its valid equivalent could not be found.
- (2) *The dataset must be accessible electronically. The following ways to obtain it are possible:² (a) direct download, (b) download after registering a free-of-charge account to a hosting service and logging in, or (c) on request – for anyone in the broader research community, for an unlimited time, and within 30 days of making the request.*
 - Exclusion example 1: The dataset is indicated as available only to the members of a certain research group, university, or country. (This can be because of data privacy agreements.)
 - Exclusion example 2: The licensing agreement to obtain a dataset mandates that the recipient must destroy their copy of the data within 30 days. (This may not allow others sufficient time for the analysis.)
 - Exclusion example 3: Highly specialized technical skills and/or unreasonably time-consuming effort are required, such as deploying a codebase and running it to obtain the data. (This limits broader, direct use.)
 - Exclusion example 4: After requesting a dataset via email or other official means, the request was ignored or took more than 30 days to receive a response.

²We based these options on Springer Nature guidelines [314], which distinguish: (a) “login-free https access”, (b) “basic login” with “immediate access [...] without manual checks”, or (c) “formal application processes” (which are discouraged by the guidelines of Springer Nature [314]).

(3) *The dataset was exploited to yield (at least partially) the results reported in the paper.*

- Exclusion example 1: A paper published a spreadsheet with the final results of the performed statistical tests, but the source dataset used as input for these computations to obtain the results is not available.
- Exclusion example 2: A paper published results based on numerous data points, but only one or a very few illustrative example data points are available.
- Exclusion example 3: A paper published code or a software tool, along with a “dummy” example dataset that enables running the code, but the paper analyzed a different (or much larger) dataset to report its results, and this dataset is not available.

Each paper was given at least 5 minutes (for full papers) or 3 minutes (for short papers) for a quick skim reading. After that, if it was obvious that some of the inclusion criteria were violated, we moved on to the next paper. If it was not clear within the time frame, or if additional sources (websites, backward references) needed to be inspected, the paper was allocated additional time. This way, we aimed to minimize the risk of false negatives (that is, accidentally excluding a paper that shared a dataset when that information was not immediately obvious).

For each dataset we requested, we used the same email template, addressing all authors of the associated paper. All emails were sent from the first author’s institutional email address (that is, the official university account). If we did not receive a response within 15 days, we sent a reminder. If we did not receive a response within an additional 15 days, we excluded the dataset per our criterion (2c) above. Both email templates we used (the initial request and the reminder) are available in [Section 5.3](#).

Lastly, after completing data collection for the 2021 and 2022 papers, we also compared our findings with those of Haim et al. for LAK [149], EDM [148], and AIED [150]. We mostly identified the same datasets, or even additional ones, as those reported in these papers. However, on a few occasions, we were unable to find the dataset that Haim et al. [148–150] listed as being publicly available. Most likely, this was because several years had passed since the previous surveys, and the availability of the datasets had changed in the meantime.

3.6 Extracting and Recording the Information About the Selected Papers and Datasets

If a candidate dataset passed the inclusion criteria, it was recorded in a custom Google Sheets spreadsheet along with the associated paper. The spreadsheet structure was iteratively defined by the 1st author and updated based on the discussions with the 2nd author. Then, it was reviewed and updated by the 3rd and 4th authors, who did not participate in the initial data collection, to ensure independence. Finally, the 3rd author thoroughly validated, double-checked, and corrected the information in the spreadsheet, revisiting the source papers and datasets as needed. The final output is available alongside our supplementary materials – see [Section 5.3](#).

4 Survey Findings – Available LA Datasets and Their Characteristics (RQ1)

This section addresses our RQ1: an exploration of trends in open LA datasets. Throughout this section, the presented evidence pertains only to the datasets from the three conferences we investigated. Since these conferences represent the LA community, the findings capture the state of the art, but we cannot guarantee that they reliably generalize to the field as a whole. Therefore, the results should be interpreted in the context of LAK, EDM, and AIED.

4.1 Executive Summary of the Observed Trends

Since [Section 4](#) is extensive, we provide a brief overview of the findings structured into easily readable bullet points. Details regarding each bullet point can be found in the corresponding referenced section. Each section also contextualizes the results and, when possible, compares them to prior work.

[Section 4.2](#) examines the selected papers that featured (meaning, provided or used) an open dataset:

- Overall, *204 of the 1,076 eligible papers* (19%) featured an open dataset.
- Based on a relative count, *EDM papers* featured open datasets the most, followed by AIED, and then LAK.
- *Full papers* consistently featured open datasets more than short papers across all three venues.
- The featuring of open datasets *slightly increased over the years*, but this trend was not statistically significant.

[Section 4.3](#) focuses on the dataset usage:

- About *a third of the 172 datasets were completely original*, while the remaining two-thirds were reused.
- *LAK papers provided the most original open datasets*, followed by AIED, and then EDM.
- Most datasets were used once; however, *20 were used three or more times*, with the most popular 12 times.

[Section 4.4](#) investigates the dataset availability:

- Most selected datasets were *freely available for download* – the least restrictive option for the community.
- Of 35 datasets listed as on request, *only half were provided* to us, demonstrating the unreliability of this option.

[Section 4.5](#) maps the educational contexts of the datasets:

- The vast majority of datasets describe *K-12 learners* (especially middle school students) and *university students*.
- The vast majority of datasets are related to *STEM education* (especially mathematics) and *language learning*.
- Datasets from schools *in the USA* dominate the research space.

[Section 4.6](#) examines the dataset collection:

- More than a half of the datasets come from *formal learning contexts* (for example, classrooms).
- Within those teaching contexts, the most prevalent teaching methods were *quizzes, tests, and other questionnaires*.
- For collecting the data, *system logging* and *manual methods* are popular.

[Section 4.7](#) looks at dataset sizes common for publication:

- The sample size from which the data are collected varies widely, but the scale of *hundreds of students* is typical.
- A typical dataset contains *tens of thousands of data points*, although this information is highly context-dependent.

[Section 4.8](#) looks at technical properties:

- The most popular hosting service for storing datasets is *GitHub*.
- The vast majority of datasets have *tabular format*, such as CSV.

Finally, [Section 4.9](#) explores how datasets are analyzed in research papers:

- *Supervised machine learning* (potentially deep learning) is by far the most common analytical method.
- Popular metrics used for evaluating ML models in LA include *accuracy, AUC, and F1-score*.

4.2 Distribution of Papers That Feature an Open Dataset

We discovered 204 papers (19% out of the 1,076 candidate papers) listed in [Table 6](#) that provided an open dataset or used a dataset that was already open. For simplicity, we group these two cases as “featuring an open dataset”.

Table 6. Distribution of all the 204 selected papers, that is, those that either used or provided an open dataset. The papers are again divided into full | short across the three target conferences throughout the years 2020–2024. In addition, the row and column **Total** include a percentage of the candidate papers compared to the corresponding cell in Table 5.

Full Short	2020		2021		2022		2023		2024		<i>Subtotal</i>		Total
LAK	4	0	6	4	1	1	7	1	10	4	28	10	38 (10.9%)
EDM	9	7	6	13	6	7	9	7	7	11	37	45	82 (29.7%)
AIED	6	10	7	7	12	5	13	4	15	5	53	31	84 (18.7%)
<i>Subtotal</i>	19	17	19	24	19	13	29	12	32	20	118	86	204 (19.0%)
Total	36 (14.8%)		43 (17.8%)		32 (17.0%)		41 (22.7%)		52 (23.5%)		204 (19.0%)		

Compared to related work, Sghir et al. [295] reviewed 74 LA papers on predictive modeling, of which only three used an open dataset (OULAD in all cases). Our review had a broader scope and identified 204 LA publications that employed an open dataset. Table 6 implies several insights about these publications, which we detail below.

4.2.1 Differences Between the Conferences. The publication venues differed substantially in both absolute and relative counts. EDM featured open datasets more often than AIED, which in turn featured them more often than LAK. This finding could be explained by EDM’s focus on computational data processing, whereas AIED balances data processing and pedagogy, and LAK focuses on pedagogy. In addition, since 2023, the calls for papers at EDM actively promote open science, encouraging the authors “to make their data, materials, and scripts openly available” whenever possible [170].

4.2.2 Differences Between the Paper Types. Full papers were more likely to feature an open dataset (118 of 571 candidate papers, 20.7%) compared to short papers (86 of 505 candidate papers, 17.0%). When looking at relative counts, this trend was also preserved at each of the three individual conferences. At LAK, this was 12.2% vs. 8.3%; at EDM, 31.9% vs. 28.1%; and at AIED, 23.6% vs. 13.8%. Even though EDM had a larger absolute count of short papers with datasets than full papers, the relative percentages still favor full papers.

4.2.3 Differences Between the Individual Years. Although five years might be too short a time frame to observe a clear trend, there was an overall indication that the number of open datasets in the published LAK, EDM, and AIED papers increases over the subsequent years (except for a slight decrease from 2021 to 2022).

To validate our assumption, we performed a trend analysis using the Mann-Kendall test [222], which was also used in other review papers [63, 64]. The test’s null hypothesis is that *throughout the five years, there is no significant monotonically increasing/decreasing trend in the number of open datasets at the three conferences*. However, for each conference, the resulting p-value was larger than the 0.05 threshold, failing to reject the null hypothesis, with a small positive Sen’s slope effect size (*datasets/year*) for AIED ($S = 1.25$, 95% CI [-2.0, 3.0]), EDM ($S = 0.25$, 95% CI [-6.0, 3.0]), and LAK ($S = 1.92$, 95% CI [-8.0, 6.0]). Therefore, the small upward trend we observed intuitively may not be significant.

We also used sensitivity analysis [282] to examine the effects of design choices, such as the treatment of on-request datasets and the 30-day response window, on the trend analysis results. Papers excluded based on these criteria were included in the dataset frequency as upper bounds for the parameter. The results from 1024 generated samples indicated that while adding excluded datasets showed first-order sensitivities in select years, higher-order interactions were minimal, suggesting these design choices did not affect significance testing in the trend analysis. This implies that further awareness of the benefits of open datasets in LA is needed, underscoring the importance of our survey.

4.3 Usage of the Datasets

The 204 selected papers employed a total of 172 unique datasets – see the full list in [Section A, Table 8](#).

4.3.1 Original Datasets. Out of the 204 selected papers, 56 papers provided 56 fully original datasets (that is, appearing for the first time in that paper). These 56 original datasets represent 32.6% of all of the 172 unique datasets, while the remaining 116 datasets (67.4%) were reused from a previously published location.

Of the 56 original datasets, 16 were published alongside LAK papers (42.1% of the 38 selected), 17 were published with EDM papers (20.7% of the 82 selected), and 23 with AIED papers (27.4% of the 84 selected). Surprisingly, this is the reverse of the trend observed above: although LAK papers were the least likely to feature an open dataset overall, they were the most likely to provide an original, novel dataset. At the same time, EDM focused most on reusing existing open datasets rather than creating new ones. AIED again remained in the middle of the other two conferences.

4.3.2 Multiplicity of Dataset Use. As a reminder, there was an $m:n$ relationship between the 204 selected papers and 172 datasets – that is, one paper could have used more datasets, and one dataset could have been used in multiple papers.

In total, there were 286 occurrences of open dataset use: 47 uses across the 38 LAK papers, 121 uses across the 82 EDM papers, and 118 uses within the 84 AIED papers. This means that on average, each selected LAK paper used 1.24 datasets, each selected EDM paper used 1.48 datasets, and each selected AIED paper used 1.40 datasets. Again, this makes LAK papers use the least open datasets per paper, EDM the most, and AIED in the middle.

From the perspective of full vs. short papers, the 286 occurrences of open dataset use were distributed across 164 in full papers (57.3%) and 122 in short papers (42.7%), a relatively balanced distribution.

4.3.3 Repeated Use of the Same Dataset. Of the 172 unique datasets, 132 were used only in a single paper (76.7%), 20 were used in two papers (11.6%), and the remaining 20 were used in three or more papers (11.6%). For each dataset, its usage count and the papers that used it are listed in [Table 8](#), with the 20 most “popular” datasets highlighted.

Among these 20 datasets, 4 belong to the ASSISTments system [159]. Next, 2 other datasets have won the EDM dataset prize [169] – NeurIPS 2020 (ID 103 in [Table 8](#)) and OULAD (ID 109), both used 6 times each. However, another EDM dataset prize winner (ID 12) was used only once, indicating that the winning datasets are not necessarily reused. Finally, the remaining reused datasets have often been used in LA competitions, such as the ASAP prize (IDs 5 and 6).

The observation that relatively few datasets are used very often matches prior reviews. In a recent survey of EDM open science practices, Baker et al. [19] observed a similar phenomenon in knowledge tracing, noting that “a small set of datasets are utilized in the super-majority of recent papers on knowledge tracing”.

4.4 Availability of the Datasets

Our second selection criterion (see [Section 3.5](#)) defined the rules for obtaining the dataset electronically. Mirroring this criterion: (a) 130 selected datasets (75.6%) were available by direct download, (b) 24 selected datasets (14.0%) were available for download after logging in, and (c) the remaining 18 selected datasets (10.5%) were available on request.

In addition, 17 datasets were listed in the corresponding paper as available on request, but were not provided to us by the respective owners. The reasons, sorted by the most common, were:

- not responding to our request (12×),
- declining our request (3×),
- taking more than one month to respond (1×), and
- inability to contact the authors, as all their listed email addresses were no longer functional (1×).

Due to eliminating these 17 datasets, we excluded an additional 16 papers that would otherwise have been selected.

Overall, of the 35 datasets claimed to be available on request, we had to eliminate half. We speculated that, in some cases, the dataset owner had moved on to another position, making them difficult to reach. In other cases, sophisticated procedures were required to obtain the dataset (for example, signing a license agreement and sending it to the authors); yet, even though these procedures took a long time to complete, no response or follow-up was provided.

This issue is also prevalent in related research: as early as 2005, Wicherts et al. [358] reported on “The poor availability of psychological research data for reanalysis”. Of 249 requested datasets from recent studies, they received only 64 (25.7%). Although our success rate was higher (18 out of 35, or 51.4%), this still means that if LA researchers request data (from a paper stating that such a request is possible), the success chance is similar to a coin toss.

Mirroring Tedersoo et al. [328], who claimed that “statements of data availability upon (reasonable) request are inefficient and should not be allowed by journals” – a guideline now adopted by large publishers such as Springer Nature [314] – we doubt whether sharing datasets on request is suitable for the LA community. The other two options (direct download or download after logging in, if security steps are needed) are more suitable in most cases.

4.5 Educational Contexts of the Datasets

In LA research, the educational context of data collection is crucial for subsequent interpretation of the data analysis. Therefore, we examined various aspects pertaining to the educational context.

4.5.1 Level of Students Represented in the Dataset. Although some LA datasets may pertain to teachers or educational administrators, most of them describe students. Across our 172 selected datasets, the most common categories were³:

- K-12 students (94×), divided into: high school (28×), middle school (40×), elementary school (11×), and otherwise unspecified K-12 context (15×).⁴
- University students (55×).
- Undefined, unspecified, or otherwise unclear educational level (36×, which is rather often).
- Not applicable (12×, such as in the case of simulated datasets).

The other, more rare categories were: professional learners (8×), various learners across all levels grouped together (4×), and PK-12 (1×).

As expected, K-12 and university contexts dominate, given the large number of students at these levels and the contexts’ broad definition spanning several years. At the same time, this presents a gap, as the LA community lacks enough open datasets to examine other groups of learners.

4.5.2 Educational Topics. The datasets are related to various teaching topics. To avoid bias towards a specific country’s curriculum, we categorized the topics according to UNESCO’s International Standard Classification of Education (ISCED) [334]. For simplicity, we list only the topics that occurred 5 or more times.

- By a large margin, the most common field was “05 Natural sciences, mathematics and statistics”, with 83 occurrences total – divided into 52× mathematics and statistics, 15× on physical sciences (physics, chemistry, earth sciences), 8× on biology and biochemistry, and 8× further unspecified.
- The second most common field was “02 Arts and humanities”, with 36 occurrences – 32 on languages, 3 on humanities (except languages), and 1 on arts.

³Since multiple categories can be associated with one dataset, the sum of occurrences is larger than the count of all datasets.

⁴Educational systems in different countries may use different divisions between high, middle, and elementary school. Therefore, this division is not always 100% comparable, although the differences are usually minor.

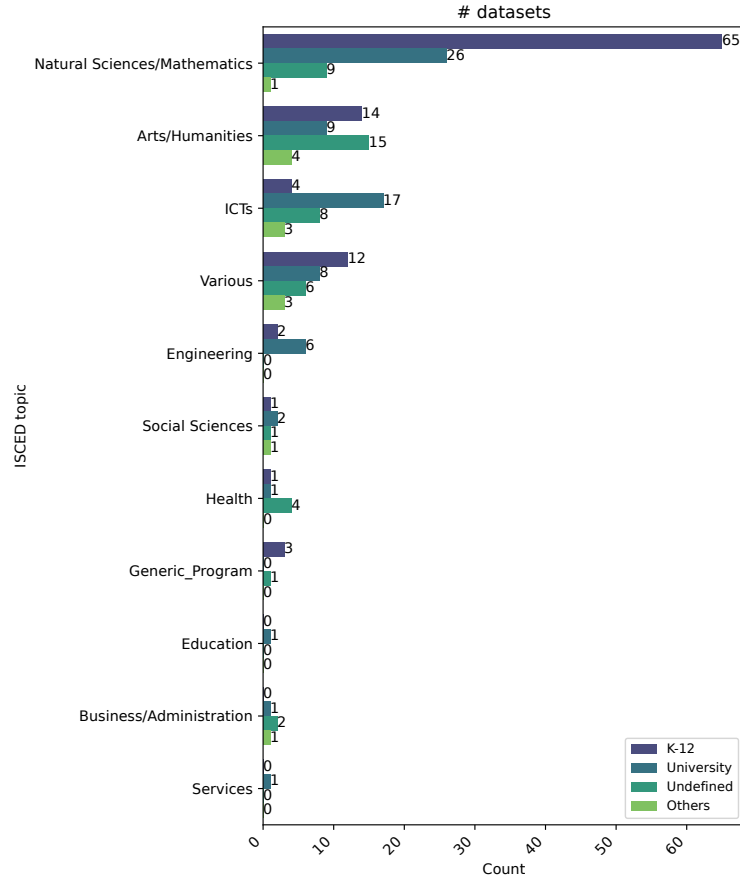


Fig. 2. Distributions of dataset frequency across educational topics and levels of students.

- The third most common field was “06 Information and Communication Technologies” with 29 occurrences, especially in the computing subfields of programming and data science.
- There were 21 datasets with a mix of topics spanning more than three categories.
- Next, there was engineering (6×) and health (6×).
- Lastly, 5× each: basic literacy and numeracy, social and behavioral sciences, and undefined.

Since ISCED defines 10 broad educational fields, and the datasets focused on STEM-related areas, there is an untapped opportunity for researchers to explore and publish datasets from other educational contexts. Areas that were insufficiently covered include, but are not limited to, education in the social sciences, business, and agriculture.

Compared to related work by Švábenský et al. [405], who reviewed 35 LA papers in cybersecurity education, our survey did not identify any paper whose educational context would focus on cybersecurity. Among the computing topics (“06 Information and Communication Technologies”), programming and data science were the prevalent themes.

Cross-referencing the educational topics with the above-mentioned level of students, Figure 2 visualizes the distribution of datasets. The strong presence of datasets from natural sciences education of K-12 and university students is prevalent. At the same time, the figure highlights the underdeveloped categories.

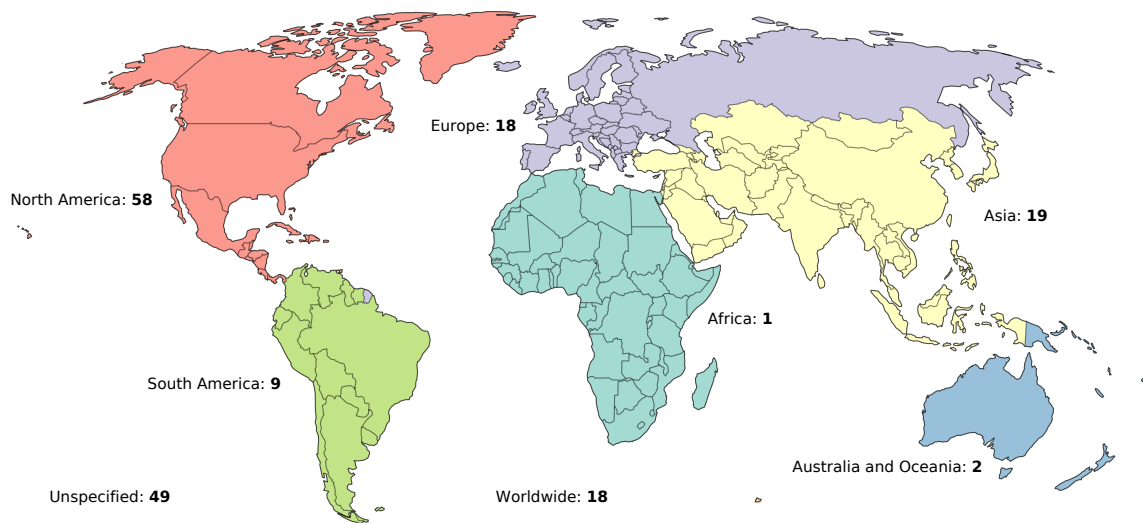


Fig. 3. Geographical contexts of the dataset collection distributed per continent. This map considers 163 datasets (172 minus the 9 that are not applicable). However, some datasets pertained to multiple countries/continents, so the counts in the map sum to 174. The map was automatically generated in Python using the geopandas module [94].

4.5.3 Geographical Distribution. The location where the dataset was collected is another interesting factor, shown in Figure 3. Of the 172 datasets, 49 (that is, 28.5%) did not indicate the country or even the continent of origin. For 9 datasets, this information was not applicable (7 synthetic/simulated and 2 consisting solely of math questions). Among the remaining 114, 18 were “worldwide” with users globally, such as from apps like Duolingo. As for the remaining 96 datasets, 92 pertained to exactly one continent, while 4 combined data from two or more continents. North America had a larger presence than all other continents combined. Next, these dataset origin countries were present more than once:

- *Most prevalent:* USA (56×),
- *More than 3×:* China (7×), Brazil (5×), and India (4×),
- *3× each:* France, Germany, Japan, and UK,
- *2× each:* Colombia, Ireland, South Korea, and Switzerland.

The dominance of US-based datasets reflects LA’s research focus in the North American context. This presents opportunities for underrepresented regions to contribute to the dataset space. Zheng et al. [395] observed that a few Global South institutions were represented at LAK, EDM, and AIED; we corroborate this trend regarding datasets.

4.6 Data Collection Properties of the Datasets

This section expands on Section 4.5 regarding the teaching context, but focuses specifically on data collection.

4.6.1 Teaching Environments. All 172 datasets were distributed as follows:

- 94 were collected strictly within formal learning contexts, for example, in classrooms and university courses.
- 11 were collected during informal learning, such as extracurricular learning, and 1 combined both formal and informal contexts.
- 26 were collected in an artificial setting, such as a controlled environment during a lab study.

- 9 datasets were collected from non-educational contexts, such as annotated social network comments.
- Finally, for 13 datasets, this information was not applicable, and 18 did not specify the environment.

4.6.2 Teaching Methods. Regarding the teaching/learning methods applied during the data collection (some of which could have been combined for one dataset), the most common were:

- quizzes and questionnaires (66×),
- hands-on exercises and assignments other than writing (36×),
- tutoring systems (25×),
- writing tasks (17×),
- MOOCs (17×),
- e-learning platforms (10×),
- lectures (9×), and
- for 17 datasets, this information was not applicable, and 5 did not specify the method.

4.6.3 Method of Data Collection. Regarding the data collection instruments (which could also be combined, like in the previous case), the most common were:

- logs of system actions (76×),
- manual data collection (68×),
- recording questionnaire answers (35×),
- web scraping (23×),
- transcripts of speech (10×),
- simulations (9×),
- biometrics (4×), and
- 4 datasets did not specify the method.

4.7 Sizes of the Datasets

We examined two aspects of the dataset size: the number of students represented in the dataset and the number of data points. While the first metric is comparable across datasets, the second metric depends on the dataset type. Still, both are useful for providing an overview of the typical dataset sizes reported in LA research.

During data collection, we sometimes encountered discrepancies between the source paper describing the dataset and the dataset itself. For example, a paper reported that the dataset has 1,000 students, but the dataset file contained 990 unique student IDs. In cases like these, we recorded the actual numbers in the dataset within our spreadsheet.

4.7.1 Number of Students. This information applied to 130 out of all 172 datasets (75.6%). The remaining ones did not collect data about students, but, for example, about courses or teaching materials. Of the 130 applicable datasets, 23 (17.7%) do not disclose this information. The remaining 107 datasets are distributed in [Figure 4](#). The most common category is 100–499 students, which seems reasonable for LA research, as datasets about hundreds of students can show statistically significant effects or result in better-performing ML models. Surprisingly, even huge datasets (over 10,000 students) are sufficiently represented. The median sample size across these 107 datasets is 478 students.

To provide context, we compare this number with a prior review of 35 LA papers on cybersecurity education [405]. The median sample size for data analytics was 43 students. Within the general LA datasets identified in the present survey (none of which were related to cybersecurity education), the median number of students was much larger.

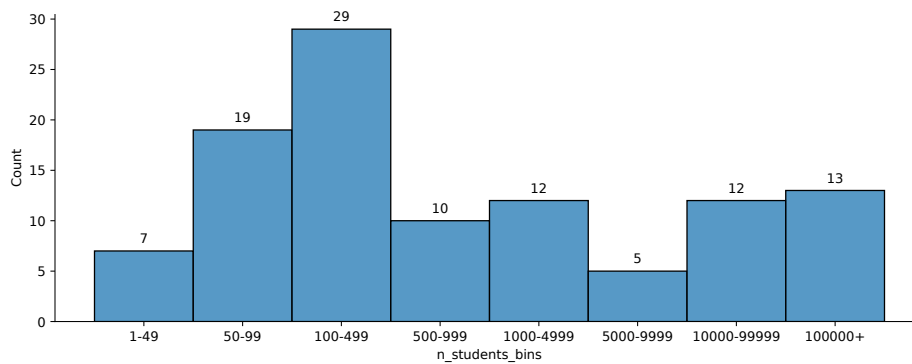


Fig. 4. Distribution of number of students into bins.

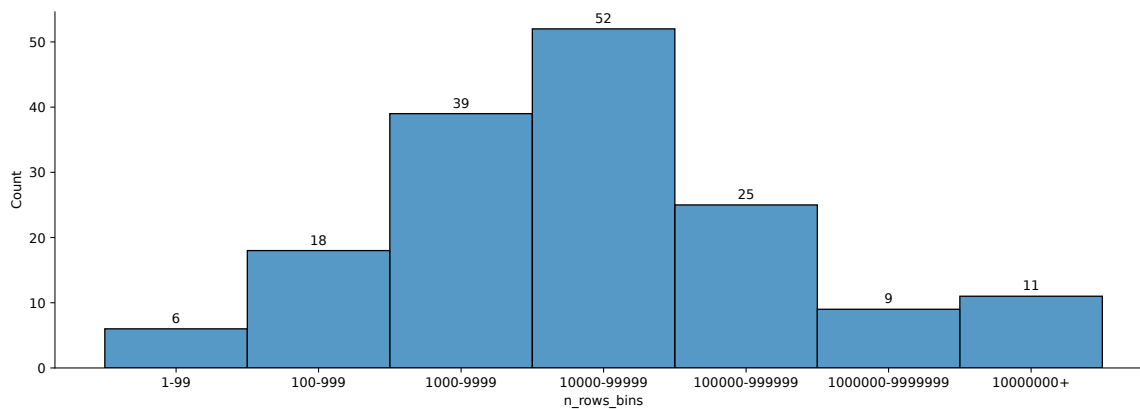


Fig. 5. Distribution of number of data points into bins.

4.7.2 Number of Data Points. This information was applicable to all 172 datasets, although 12 of them (7.0%) did not provide this information, and it was not feasible for us to determine it without unreasonable effort. The remaining 160 datasets are distributed in Figure 5. The median size across these 160 datasets is 14,457 data points.

Compared to prior work, Stuart et al. [321] observed that in non-LA domains, small datasets (< 20 MB) are shared substantially less than large datasets (> 50 GB). Although we did not examine file size, the number of data points strongly correlates with it. However, we did not observe any such trend. Figure 5 has a normal-like distribution and shows that very small and very large datasets are rarely shared, while medium-sized datasets are prevalent.

4.8 Technical Properties of the Datasets

4.8.1 Hosting Services to Store Datasets. We observed the following dataset repositories used by authors.

- By far the most popular storage location was GitHub (64×, 37.2%). In contrast, GitLab was used only once.
- Second came PSLC DataShop (27×, 15.7%), and OSF was third (12×, 7.0%).
- Following were Kaggle (9×), Google Drive (6×), Google Sites (6×), and Zenodo (5×).
- The remainder were different websites, mostly institutional or personal, each occurring only once or twice.

Table 7. The analytical categories and their most common metrics used with the datasets across the 204 selected papers.

Usage	Analytic	Common metrics (sorted by usage)
137×	Supervised ML	accuracy (50×), AUC (45×), F1 (38×), RMSE (19×), recall (17×), precision (13×)
102×	Deep learning	accuracy (34×), AUC (30×), F1 (30×), recall (12×), RMSE (10×), MAE (10×)
75×	Statistics	inferential tests (30×), correlations (19×)
38×	Knowledge tracing	AUC (25×), accuracy (13×)
17×	Large language models	F1 (7×), accuracy (6×)
8×	Unsupervised ML	custom metrics, such as cluster properties
5×	Data mining	custom metrics depending on the technique
3×	Reinforcement learning	accuracy (1×)
2×	Visualization only	N/A
2×	Other context-specific	custom metrics depending on the technique

4.8.2 *File Formats to Store Datasets.* The formats of the dataset files also varied.

- By far, the most popular format was CSV (108×), which can be grouped with TSV (9×).
- Next was TXT (36×),
- followed by JSON (21×) with JSONL (5×),
- and XLSX (14×) with XLS (2×).
- Finally, there was XML (4×), DAT (3×), and DB (3×).
- The remaining formats were used very rarely, only once or twice.

4.9 Analytics of the Datasets Within the Selected Papers

While the previous sections dealt with the 172 datasets themselves, we now focus on how the 204 selected *papers* analyzed the datasets. All these papers reported some form of data analytics, except one, which focused solely on describing the dataset.

4.9.1 *Analytical Methods and Metrics.* We base this section on Aldowah et al. [8], who reviewed data analysis techniques used in LA publications, which we subdivided into categories:

- Supervised machine learning – classification, regression,
- Unsupervised machine learning – clustering, outlier detection,
- Data mining – association rule mining, sequential pattern mining, text mining, visual data mining,
- Statistical techniques – descriptive and inferential statistics, correlation/causal mining, density estimation.

We used these categories as a baseline and extended them to define 10 analytics categories, listed in Table 7, sorted by frequency. The goal is to help readers identify which metrics they might consider based on the type of analytics they plan to conduct. We note that one paper often used more than one type of analytics, so the summary counts exceed the total of 204 papers. Also, the categories may overlap, for example, knowledge tracing is a part of supervised ML [1], but it occurred so often that we listed it as a separate category.

As for the evaluation metrics, we followed up on Bai et al. [17]. They list commonly used metrics in LA: accuracy, precision, recall, F1-score, AUC, MAE, and RMSE, to which we added more metrics as necessary during our survey.

4.9.2 Sharing of Analytical Tools. Of the 202 papers that analyzed a dataset, 96 (47.5%) provided a public URL linking to the analytical tools or software used in the paper. This is commendable, as it facilitates research reproducibility and replicability. However, we did not test the deployment of these tools, as this is outside the scope of this survey. We only reviewed the storage URLs: GitHub was the most popular service for publishing research code (86×), followed by OSF (8×), and finally GitLab (1×) and Google Drive (1×).

5 Implications and Conclusions

Compared to prior work [28, 208, 232, 274, 368], our survey has identified the largest number of open datasets (172) for LA research, along with 204 associated publications. We also revealed the most detailed insights about these datasets and the publications that used them, summarized in Section 4.1 (which addresses our RQ1).

In this part, our paper provides practical implications to LA researchers and practitioners:

- Section 5.1 reflects on the open challenges in the field, resulting from our analysis of trends.
- Section 5.2 provides guidelines for LA data sharing, summarized as a “PRACTICE” checklist in Section B.
- Section 5.3 describes the openly available data and materials we provide alongside our research, implementing our checklist and demonstrating the outcome in practice.

5.1 Open Research Challenges and Opportunities for Future Work (RQ2)

The trends identified in Section 4 reflect the state of the art in LA research conducted with public datasets. Although we excluded papers with private datasets, by identifying 204 papers, we captured a substantial snapshot of the current LA research space. We now discuss the issues the community cannot explore with open data alone, because such data are not available. We hope to inspire other researchers to address some of the open challenges identified:

- (1) While K-12 learners and university students are often represented, much less is known about LA applications concerning other stakeholders, such as professional learners in the workplace or teachers.
- (2) Most open LA datasets focus on students who learn STEM topics or languages. Many other educational fields were not explored much in prior work.
- (3) The vast majority of open datasets were collected in the USA – more than in all other countries combined. This represents an opportunity for other regions to contribute to the LA dataset space.
- (4) Methods other than supervised machine learning can be explored further. These include unsupervised learning, reinforcement learning, language models, or other less traditional approaches to deliver educational analytics.
- (5) Throughout 2020–2024, we did not observe a significant increasing trend in the number of datasets made available. This indicates a need for a stronger push to make datasets open, which our paper supports by providing actionable guidelines (Section 5.2) and a “PRACTICE” checklist (Section B).

We also identified four types of future survey papers relevant to the LA community.

- (1) The most straightforward way to extend this survey is to explore more data sources. These include field-specific journals (for example, the Journal of LA, the Journal of EDM, and the International Journal of AIED), as well as journals focused on research data (for example, Springer Scientific Data and Elsevier Data in Brief). In the latter case, our basic keyword search for “learning analytics” revealed several datasets published in these data-focused journals. Although there are not many examples yet, those that exist [59, 71, 404] demonstrate that LA is broadly relevant beyond the scope of the three specific communities.

- (2) Future work can extend our methods by evaluating openness quality. It can adopt a brief rubric to score datasets on access mode, licensing, documentation, metadata, persistent identifiers, versioning, privacy safeguards, repository stability, and code and citation guidance.
- (3) Another interesting survey would be to examine papers that claim that LA needs more research on a certain topic X , and investigate whether relevant data exist to do that X . This would help the research community focus its attention on problems that are yet unresolved and can be tackled with the available datasets.
- (4) Understanding the situations when a dataset cannot be provided is also valuable. Relevant future work would be a global survey of potential barriers to data sharing by country of origin. This would provide an overview of legal and practical limitations and differences across the world.

5.2 Actionable Recommendations and Guidelines to Support Researchers (RQ3)

In 2019, Springer Nature identified the following five essential factors to facilitate data sharing [216]:

- (1) *Proper credit* – researchers want to receive sufficient credit, and they should be formally recognized through co-authorship, citations, better research assessment, and points towards career advancement (tenure, grants).
- (2) *Clear policy* – institutions, publishers, and communities should set specific requirements for data sharing.
- (3) *Explicit funding* – to ensure policy compliance, funding institutions should provide dedicated financial support.
- (4) *Practical help* – researchers should receive guidance with organizing data, selecting suitable repositories, and other steps of the process to make it as simple and efficient as possible.
- (5) *Training and education* – compile data sharing best practices, communicate benefits, and address concerns.

In the field of psychology, which is related to LA from the educational perspective, Meyer [231] provided tips for “do’s” and “don’ts” of data sharing:

- *Don’t promise to*: (1) destroy data, (2) not share data, or (3) limit data analysis to certain topics.
 - *Do*: (4) get consent to retain and share data, (5) perform anonymization, and (6) select a suitable data repository.
- These tips align with what Baker et al. [19] recommends for the LA context.

Based on our survey findings, we complement these guidelines with eight practical recommendations for LA researchers. We also aim to clarify and address some of the concerns regarding dataset sharing presented in [Section 1](#). Our eight recommendations are detailed in this section and then summarized in [Section B](#) under the acronym PRACTICE. Our guidelines are orthogonal to the well-established “DELICATE” checklist for trusted LA [101].

5.2.1 Prepare for Open Data Sharing Before Collecting the Data. As Baker et al. [19] pointed out, the possibility of data sharing must be considered from the beginning. It needs to be reflected in the application sent to the institutional review board (IRB, also called the ethical committee at some institutions), and the research participants must be aware of it when signing research consent agreements [180].

Thus, before data collection begins, it is essential to prepare for the later stages of data anonymization (that is, de-identification). This measure should be communicated to the ethical committee and the research participants.

- ✓ In the IRB application, explain that the research data will be *anonymized* (de-identified).
- ✓ In the research consent form, assure the participants that their data will be *anonymized* (de-identified).

In addition, prepare for the option to share the dataset in the future.

- ✓ In the IRB application, explain that after the precautions, the data may be publicly *shared* for research purposes.
- ✓ In the consent form, ask the participants for permission to *share* the anonymized data for research purposes.

Sometimes, the specific research may not require IRB approval under local regulations (as is the case with this survey, which does not involve human participants and uses only publicly available data); this should be stated in the article.

Lastly, there are cases when the dataset or parts of it cannot be released. One example is when the research requires collecting sensitive data or data that cannot be completely anonymized. Another example is preparing for the possibility that a student may request that their data be deleted, as thoroughly discussed by Hutt et al. [167]. Further examples were listed in Section 2.2.2. In cases like these, the ethical code of conduct for research and legal regulations take priority. Still, if there is a subset of the dataset (for example, only certain variables) that can be shared, researchers can prepare to share only the data they have the right to share. If data cannot be shared for external reasons beyond the authors' control, it would be helpful to explain the barriers in the associated article.

In the rest of this section, our guidelines will assume that data can be shared.

5.2.2 Refine and Preprocess the Data for Open Use. After collecting the dataset, thoroughly anonymize it as promised. To avoid the risk of re-identification [180], this involves removing personally identifiable information (for example, student names) [34] and potentially sensitive attributes such as demographics [20, 76]. After all, demographic data are no longer recommended for use in typical LA applications, such as predictive modeling [20, 76].

- ✓ Perform anonymization by removing personal information associated with human participants.

Alternative anonymization methods, such as synthetic data generated based on the analysis of original datasets' properties, are also increasingly being explored to enable dataset sharing [129]. This can be a suitable alternative to releasing the original dataset when only derivative data may be released.

Although tools such as LLMs can help automate the anonymization task [308], they are still error-prone, so human oversight is essential. We recommend having at least one person responsible for the anonymization and at least one other person not involved in the process to perform independent validation.

- ✓ Have an independent human validator to double-check the dataset contents for any anonymization issues.
- ✓ In the dataset description, ask the future users to report to you should they find any anonymization issues.

5.2.3 Add Clear Documentation and Metadata. A missing data dictionary or other documentation can severely limit others' ability to use the dataset. For example, in tabular datasets (by far the most common type), the data dictionary is a file that describes the meaning of individual columns and their possible values. The ASSISTments2017 dataset (ID 22 in Table 8) includes an example of good practice. However, within the 172 datasets we discovered, 62 of them (36%) lacked this type of documentation. In line with Kathawalla et al. [180], we strongly recommend describing the dataset structure for future users.

- ✓ Include the data dictionary alongside the dataset to enable other researchers to use your dataset.

In addition, the associated properties, such as the educational aspects (teaching topic, data collection location) and size (number of students and data points), were often missing in the 172 datasets. Such information helps users better understand the dataset's context and the potential limitations of its analytics.

- ✓ Describe the properties and contextual information of the dataset and its variables.

5.2.4 Choose a Trusted and Stable Repository for Longevity. As explained by Meyer [231], using a suitable data repository is essential to ensure long-term archiving and data accessibility. However, Section 1 discussed that choosing a repository was the third largest "pain point" for researchers, with 33% being unsure about which repository to use [321]. We address this concern below.

Across the 172 surveyed datasets, GitHub was by far the most popular. Although this is a solid choice, as many researchers and practitioners are familiar with it, dedicated research repositories may offer more stability. For example, researchers in the United States may prefer OSF, and Zenodo is popular within the European Union. Both options assign a persistent identifier (DOI) to the dataset, which is a significant advantage for longevity. In addition, more and more publishers have now been offering the option to host supplementary materials alongside the published article.

We recommend Zenodo due to its focus on long-term preservation on CERN’s infrastructure, easy DOI-based versioning with automated GitHub integration, and allowing a wide variety of file formats and sizes. Zenodo also provides standardized metadata fields and displays the tree-like structure of dataset subfolders, which helps with navigation and organization – the largest “pain point” reported by 46% of researchers [321].

- ✓ Use a well-known, long-term storage for the dataset, such as Zenodo.
- ✓ Ensure the data files follow a standard format to ensure long-term readability.
- ✓ Structure the dataset files so they are understandable to outside users. For example, use a division into suitably named subfolders that are logical for your specific context, and describe them in a Readme file.

Other suitable alternatives to Zenodo include HuggingFace, which offers robust data-sharing integration, OSF, or institutional GitHub. Regardless of which of these services are used, the existing infrastructure and upload templates save time and costs – the fourth and fifth “pain points” identified by 26% and 19% of researchers, respectively [321].

A less-preferred way is an institutional webpage, because some universities do not preserve it when the author changes workplaces. An even worse option is an author’s personal homepage, because it is not guaranteed to be maintained. Similar problems may arise with personal (non-institutional) GitHub repositories. More often than not, our experience during the survey was that these personal links did not stand the test of time. In one rather curious case, we discovered (with the help of the Internet Archive / Wayback Machine [171]) that an author stopped using the domain that hosted a dataset. After the domain name expired and was released to the public market, it was purchased by an unrelated company, which used it to promote online gambling.

5.2.5 Transparently License the Data for Open Use. Section 1 discussed that licensing is the second largest “pain point” for researchers (37%) [321]. Although difficulties may arise from the commercial use of data [266] or the release of government data [185], licensing can be straightforward for many types of LA research. The recommended licenses are summarized by The Open Knowledge Foundation [330]. They include well-known Creative Commons licenses (CC-BY is recommended [314], as it is very open but still requires attribution), as well as a dedicated license tailored to open data. The templated definitions of these licenses can be reused directly with minimal or no modifications.

- ✓ Accompany the dataset with a standard license that allows broad, open use. If possible, we recommend allowing commercial use, as it may enable startups, university spin-offs, and other entities to use the data. Remixing the dataset should also be allowed as long as the original dataset is still cited. Redistribution may be problematic, as the attribution to the original authors can get lost unless the redistributor preserves credit to them.
- ✓ Ask the users to report to you if they observe the breach of license terms. Such a clause is standard in LA competitions and in prominent datasets, such as those from the ASSISTments ecosystem (see Table 8).

5.2.6 Indicate Open Data Availability in Your Paper. In many articles we examined, it was relatively obvious when a dataset was shared. In the best case, there was an explicit statement such as “Data for this article are available at...” or “We share the supplementary materials for this paper at...”, accompanied by a clearly visible URL or a reference located in a prominent place, such as the abstract, end of the introduction section, methods, or conclusion (ideally under a

subsection such as “Resources” or “Supplementary Materials”, possibly with a subheading “Data”). We implement this practice in [Section 5.3](#) and recommend a similar practice also for future authors.

- ✓ Place the reference to an open dataset in a prominent section of your article.

What especially helped was that the template for AIED papers displays all hyperlinks in blue color, which made them immediately stand out during our manual examination. However, most published LAK articles were only black-and-white, even though the `acmart` template allows the `screen` option to display colored hyperlinks, which would have helped us. Similarly, for EDM, even though adding the `hyperref` package to the template to display colored links is allowed, few authors used this option. This could have contributed to accidental false negatives, that is, cases in which we may have missed a dataset that was available. We would like to ask LAK and EDM conference organizers to update their default article templates to incorporate colored hyperlinks, as AIED does. Authors are also advised to use them.

- ✓ In the PDF version of your paper, display the hyperlinks in color to call visual attention to them.

In some cases, the dataset-sharing information was “buried” in the article and required a more detailed reading to notice. For example, in datasets stored in Datashop, EDM papers sometimes listed only their numerical ID and no further description, which was a bit obscure. In the worst cases, there is again the risk of false negatives when the description was more hidden, since we did not have time to thoroughly read every full text. Although we tried to mitigate this risk as much as possible, a more explicit pointer from the authors of some articles would make the datasets easier to find.

5.2.7 Citing Your Dataset Should be Easy for Users. Most researchers feel they do not receive sufficient credit when others use their datasets [287], as discussed in [Section 1](#). In addition, computing researchers are primarily motivated to share datasets by the prospect of receiving more citations in the future [287].

However, for some of the 172 datasets, it was unclear how their authors would like the dataset cited. The default option is to cite the dataset URL, but if the authors prefer an additional attribution (for example, citing a source paper), they should clearly specify it in the dataset description (such as the repository’s Readme file). A functional contact email address should also be included (at least in the associated source paper).

The examples of best practice included a clear subheading (e.g., “How to cite”) and both full-text and BibTeX citation records that others can simply copy and paste. We recommend BibTeX because it is the most widely supported file format for consistent citations across platforms. This way, the attribution is both correct in the authors’ intended sense and easy for the user to incorporate into their article. When compiling [Table 8](#), we tried to attribute each dataset to the best of our ability, but in many cases, a guideline from the authors would have helped ensure our citation was correct.

- ✓ Include the “How to cite” section in the description of your dataset to ensure correct attribution by others.

5.2.8 Ensure Responsible Usage and Citation of External Datasets. In line with the above concern, we also observed several instances in which datasets were not precisely attributed. For example, datasets on PSLC DataShop include fields titled “Preferred Citation” and “Additional Notes”, where the dataset authors can explain how they would like the dataset attributed. However, even in cases when a dataset had this information listed, we sometimes noticed that when the dataset was used in a secondary paper, the users cited only the PSLC DataShop homepage [190], or the book chapter explaining what PSLC DataShop is [275], but not including the targeted citation of the specific dataset. To avoid this confusion and ensure some degree of standardization in citing datasets, following the dataset authors’ instructions is necessary.

- ✓ Use the “How to cite” section in the description of a dataset to ensure you attribute it correctly.

5.3 Supplementary Materials

In the spirit of open science, we provide the following materials for others freely (subject only to the requirement of citing this paper). These resources are available as a DOI-citable release on Zenodo at <https://doi.org/10.5281/zenodo.18667402>.

- (1) The research dataset for this survey paper is available in Excel and CSV formats, containing the information we collected about the discovered datasets and papers. All personal identifiers have been removed. The data dictionary explaining each column’s meaning is included directly in the spreadsheet.
 - Associated part of the paper: [Section 3](#).
- (2) We provide a reproducibility package that includes the Python source code, a requirements file, and execution scripts (.sh for macOS/Linux and .bat for Windows). It builds a containerized environment that automatically analyzes our dataset and generates the results reported in [Section 4](#). The code requires only standard modules, enabling other researchers to extend it and query our dataset for their own insights beyond those in this paper.
 - Associated part of the paper: [Section 4](#).
- (3) Email templates used to contact the authors when requesting datasets are available as a PDF.
 - Associated part of the paper: [Section 3.5](#).
- (4) We provide BibTeX files in a unified, pretty-print format that have been triple-checked by independent validators. These files support the correct citation of the 172 datasets and 204 papers if others decide to pursue them further.
 - Associated part of the paper: [Section A](#).

Acknowledgments

(1) Funding acknowledgments:

- The work of Valdemar Švábenský on this paper was supported by the Czech Science Foundation (GAČR) grant no. 25-15839L.
- This work was supported by JST CREST Grant Number JPMJCR22D1 and JSPS KAKENHI Grant Number JP22H00551, Japan.
- This work was partly supported by JSPS Grant-in-Aid for Scientific Research (B) JP23H01001 and JP22H03902, (Exploratory) JP21K19824, (International-B) JP24KK0051.

(2) Thanks:

- We thank Ryan S. Baker for providing useful ideas regarding the paper’s scope and research questions during brainstorming sessions at an early stage of writing.
- We also thank Daiki Matsumoto, Ryusei Munemura, and Sota Totoki for preparing the BibTeX citation records for all selected papers and datasets, as well as validating and correcting the final dataset table.
- Finally, we thank the anonymous reviewers for providing helpful suggestions that substantially improved the paper during the major revision phase.

(3) Dataset usage (all listed datasets are cited in [Table 8](#), but some of them required including acknowledgment texts in addition to their citations):

- We would like to thank Carnegie Learning, Inc., for providing the Cognitive Tutor data supporting this analysis.
- This research used the “RIKEN Essay Question Scoring Dataset,” provided by the National Institute of Informatics’ IDR Dataset Provision Service, RIKEN, a national research and development agency.

References

- [1] Ghodai Abdelrahman, Qing Wang, and Bernardo Nunes. 2023. Knowledge Tracing: A Survey. *ACM Comput. Surv.* 55, 11, Article 224 (2023), 37 pages. doi:10.1145/3569576
- [2] Solmaz Abdi, Hassan Khosravi, and Shazia Sadiq. 2021. Modelling Learners in Adaptive Educational Systems: A Multivariate Glicko-based Approach. In *LAK21: 11th International Learning Analytics and Knowledge Conference* (Irvine, CA, USA) (LAK21). Association for Computing Machinery, New York, NY, USA, 497–503. doi:10.1145/3448139.3448189
- [3] Kumar Abhinav, Vijaya Sharvani, Alpana Dubey, Meenakshi D'Souza, Nitish Bhardwaj, Sakshi Jain, and Veenu Arora. 2021. RepairNet: Contextual Sequence-to-Sequence Network for Automated Program Repair. In *Artificial Intelligence in Education*, Ido Roll, Danielle McNamara, Sergey Sosnovsky, Rose Luckin, and Vania Dimitrova (Eds.). Springer International Publishing, Cham, 3–15. doi:10.1007/978-3-030-78292-4_1
- [4] Seth A. Adjei, Ryan S. Baker, and Vedant Bahel. 2021. Seven-Year Longitudinal Implications of Wheel Spinning and Productive Persistence. In *Artificial Intelligence in Education*, Ido Roll, Danielle McNamara, Sergey Sosnovsky, Rose Luckin, and Vania Dimitrova (Eds.). Springer International Publishing, Cham, 16–28. doi:10.1007/978-3-030-78292-4_2
- [5] Jan Charles Maghirang Adona. 2017. 100K Coursera's Course Reviews Dataset. <https://www.kaggle.com/datasets/septa97/100k-courseras-course-reviews-dataset>
- [6] Akshay Agrawal, Jagadish Venkatraman, Shane Leonard, and Andreas Paepcke. 2015. YouEDU: Addressing Confusion in MOOC Discussion Forums by Recommending Instructional Video Clips. In *Proceedings of the 8th International Conference on Educational Data Mining*. International Educational Data Mining Society, Massachusetts, USA, 8 pages. https://www.educationaldatamining.org/EDM2015/uploads/papers/paper_37.pdf
- [7] Umair Z. Ahmed, Pawan Kumar, Amey Karkare, Purushottam Kar, and Sumit Gulwani. 2018. Compilation error repair: for the student programs, from the student programs. In *Proceedings of the 40th International Conference on Software Engineering: Software Engineering Education and Training* (Gothenburg, Sweden) (ICSE-SEET '18). Association for Computing Machinery, New York, NY, USA, 78–87. doi:10.1145/3183377.3183383
- [8] Hanan Aldowah, Hosam Al-Samarraie, and Wan Mohamad Fauzy. 2019. Educational data mining and learning analytics for 21st century higher education: A review and synthesis. *Telematics and Informatics* 37 (2019), 13–49. doi:10.1016/j.tele.2019.01.007
- [9] Ibrahim Aljarah. 2016. Students' Academic Performance Dataset. <https://www.kaggle.com/datasets/aljarah/xAPI-Edu-Data>
- [10] Shouvik Ahmed Antu, Haiyan Chen, and Cindy K Richards. 2023. Using LLM (Large Language Model) to Improve Efficiency in Literature Review for Undergraduate Research. In *LLM@ AIED – CEUR Workshop Proceedings*. CEUR-WS, Germany, 8–16. <https://ceur-ws.org/Vol-3487/short2.pdf>
- [11] Itsuki Aomi, Emiko Tsutsumi, Masaki Uto, and Maomi Ueno. 2021. Integration of Automated Essay Scoring Models Using Item Response Theory. In *Artificial Intelligence in Education*, Ido Roll, Danielle McNamara, Sergey Sosnovsky, Rose Luckin, and Vania Dimitrova (Eds.). Springer International Publishing, Cham, 54–59. doi:10.1007/978-3-030-78270-2_9
- [12] Association for Computing Machinery (ACM). 2020. Artifact Review and Badging – Current. Online, accessed February 5, 2025. <https://www.acm.org/publications/policies/artifact-review-and-badging-current>
- [13] Berk Atıl, Mahsa Sheikhi Karizaki, and Rebecca J. Passonneau. 2024. VerAs: Verify Then Assess STEM Lab Reports. In *Artificial Intelligence in Education*, Andrew M. Olney, Irene-Angelica Chounta, Zitao Liu, Olga C. Santos, and Ig Ibert Bittencourt (Eds.). Springer Nature Switzerland, Cham, 133–148. doi:10.1007/978-3-031-64302-6_10
- [14] David Azcona, Piyush Arora, I-Han Hsiao, and Alan Smeaton. 2019. user2code2vec: Embeddings for Profiling Students Based on Distributional Representations of Source Code. In *Proceedings of the 9th International Conference on Learning Analytics & Knowledge* (Tempe, AZ, USA) (LAK19). Association for Computing Machinery, New York, NY, USA, 86–95. doi:10.1145/3303772.3303813
- [15] Aqil Zainal Azhar, Avi Segal, and Kobi Gal. 2022. Optimizing Representations and Policies for Question Sequencing using Reinforcement Learning. In *Proceedings of the 15th International Conference on Educational Data Mining*, Antonija Mitrovic and Nigel Bosch (Eds.). International Educational Data Mining Society, Durham, United Kingdom, 39–49. doi:10.5281/zenodo.6853123
- [16] Anirudhan Badrinath, Frederic Wang, and Zachary Pardos. 2021. pyBKT: An Accessible Python Library of Bayesian Knowledge Tracing Models. In *Proceedings of the 14th International Conference on Educational Data Mining*, Sharon I-Han Hsiao, Shaghayegh (Sherry) Sahebi, François Bouchet, and Jill-Jënn Vie (Eds.). International Educational Data Mining Society, Massachusetts, USA, 7 pages. https://educationaldatamining.org/EDM2021/virtual/static/pdf/EDM21_paper_237.pdf
- [17] Xiaomei Bai, Fuli Zhang, Jinzhou Li, Teng Guo, Abdul Aziz, Aijing Jin, and Feng Xia. 2021. Educational Big Data: Predictions, Applications and Challenges. *Big Data Research* 26 (2021), 100270. doi:10.1016/j.bdr.2021.100270
- [18] Monya Baker. 2016. 1,500 scientists lift the lid on reproducibility. *Nature* 533, 7604 (2016), 452–454. doi:10.1038/533452a
- [19] Ryan Baker, Stephen Hutt, Christopher Brooks, Namrata Srivastava, and Caitlin Mills. 2024. Open Science and Educational Data Mining: Which Practices Matter Most?. In *Proceedings of the 17th International Conference on Educational Data Mining*, Benjamin Paaßen and Carrie Demmans Epp (Eds.). International Educational Data Mining Society, Atlanta, Georgia, USA, 279–287. doi:10.5281/zenodo.12729816
- [20] Ryan S. Baker, Lief Esbenshade, Jonathan Vitale, and Shamyia Karumbaiah. 2023. Using Demographic Data as Predictor Variables: a Questionable Choice. *Journal of Educational Data Mining* 15, 2 (2023), 22–52. doi:10.5281/zenodo.7702628
- [21] Marta Bañón, Pinzhen Chen, Barry Haddow, Kenneth Heafield, Hieu Hoang, Miquel Esplà-Gomis, Mikel L. Forcada, Amir Kamran, Faheem Kirefu, Philipp Koehn, Sergio Ortiz Rojas, Leopoldo Pla Sempere, Gema Ramírez-Sánchez, Elsa Sarrias, Marek Strelec, Brian Thompson, William Waites, Dion Wiggins, and Jaume Zaragoza. 2020. ParaCrawl: Web-Scale Acquisition of Parallel Corpora. In *Proceedings of the 58th Annual Meeting of the Association for Computational Linguistics*, Dan Jurafsky, Joyce Chai, Natalie Schluter, and Joel Tetreault (Eds.). Association for Computational

- Linguistics, Online, 4555–4567. doi:10.18653/v1/2020.acl-main.417
- [22] Sami Baral, Anthony Botelho, Abhishek Santhanam, Ashish Gurung, Li Cheng, and Neil Heffernan. 2023. Auto-scoring Student Responses with Images in Mathematics. In *Proceedings of the 16th International Conference on Educational Data Mining*, Mingyu Feng, Tanja Käser, and Partha Talukdar (Eds.). International Educational Data Mining Society, Bengaluru, India, 362–369. doi:10.5281/zenodo.8115645
 - [23] Barbara, Ben Hamner, Jaison Morgan, lynnvandev, and Mark Shermis. 2012. The Hewlett Foundation: Short Answer Scoring. <https://kaggle.com/competitions/asap-sas> Kaggle.
 - [24] Théo Barollet, Florent Bouchez-Tichadou, and Fabrice Rastello. 2021. Do Common Educational Datasets Contain Static Information? A Statistical Study. In *Proceedings of the 14th International Conference on Educational Data Mining*, Sharon I-Han Hsiao, Shaghayegh (Sherry) Sahebi, François Bouchet, and Jill-Jënn Vie (Eds.). International Educational Data Mining Society, Massachusetts, USA, 7 pages. https://educationaldatamining.org/EDM2021/virtual/static/pdf/EDM21_paper_139.pdf
 - [25] Jake Barrett, Alasdair Day, and Kobi Gal. 2024. Improving Model Fairness with Time-Augmented Bayesian Knowledge Tracing. In *Proceedings of the 14th Learning Analytics and Knowledge Conference* (Kyoto, Japan) (LAK '24). Association for Computing Machinery, New York, NY, USA, 46–54. doi:10.1145/3636555.3636849
 - [26] Sumit Basu, Chuck Jacobs, and Lucy Vanderwende. 2013. Powergrading: a Clustering Approach to Amplify Human Effort for Short Answer Grading. *Transactions of the Association for Computational Linguistics* 1 (2013), 391–402. doi:10.1162/tacl_a_00236
 - [27] Sameer Bhatnagar, Amal Zouaq, Michel C Desmarais, and Elizabeth Charles. 2020. A Dataset of Learnersourced Explanations from an Online Peer Instruction Environment. In *Proceedings of the 13th International Conference on Educational Data Mining*, Anna N. Rafferty, Jacob Whitehill, Cristóbal Romero, and Violetta Cavalli-Sforza (Eds.). International Educational Data Mining Society, Massachusetts, USA, 6 pages. https://educationaldatamining.org/files/conferences/EDM2020/papers/paper_47.pdf
 - [28] BigData Lab @USTC. 2021. EduData. Online, accessed February 5, 2025. <https://github.com/bigdata-ustc/EduData>
 - [29] Emmanuel G. Blanchard and Phaedra Mohammed. 2024. On Cultural Intelligence in LLM-Based Chatbots: Implications for Artificial Intelligence in Education. In *Artificial Intelligence in Education*, Andrew M. Olney, Irene-Angelica Chounta, Zitao Liu, Olga C. Santos, and Ig Ibert Bittencourt (Eds.). Springer Nature Switzerland, Cham, 439–453. doi:10.1007/978-3-031-64302-6_31
 - [30] George Boateng, Samuel John, Samuel Boateng, Philemon Badu, Patrick Agyeman-Budu, and Victor Kumbol. 2024. Real-World Deployment and Evaluation of Kwame for Science, an AI Teaching Assistant for Science Education in West Africa. In *Artificial Intelligence in Education*, Andrew M. Olney, Irene-Angelica Chounta, Zitao Liu, Olga C. Santos, and Ig Ibert Bittencourt (Eds.). Springer Nature Switzerland, Cham, 119–133. doi:10.1007/978-3-031-64299-9_9
 - [31] Conrad Borchers, Kexin Yang, Jionghao Lin, Nikol Rummel, Kenneth R. Koedinger, and Vincent Aleven. 2024. Combining Dialog Acts and Skill Modeling: What Chat Interactions Enhance Learning Rates During AI-Supported Peer Tutoring?. In *Proceedings of the 17th International Conference on Educational Data Mining*, Benjamin Paaßen and Carrie Demmans Epp (Eds.). International Educational Data Mining Society, Atlanta, Georgia, USA, 117–130. doi:10.5281/zenodo.12729784
 - [32] Conrad Borchers, Jiayi Zhang, Ryan S. Baker, and Vincent Aleven. 2024. Using Think-Aloud Data to Understand Relations between Self-Regulation Cycle Characteristics and Student Performance in Intelligent Tutoring Systems. In *Proceedings of the 14th Learning Analytics and Knowledge Conference* (Kyoto, Japan) (LAK '24). Association for Computing Machinery, New York, NY, USA, 529–539. doi:10.1145/3636555.3636911
 - [33] John R. Bormuth. 1971. *Development of Standards of Readability: Toward a Rational Criterion of Passage Performance. Final Report*. Technical Report. Chicago Univ. <https://eric.ed.gov/?id=ED054233>
 - [34] Nigel Bosch, R Crues, Najmuddin Shaik, and Luc Paquette. 2020. "Hello,[REDACTED]": Protecting Student Privacy in Analyses of Online Discussion Forums. In *Proceedings of the 13th International Conference on Educational Data Mining*. International Educational Data Mining Society, Massachusetts, USA, 11 pages. https://educationaldatamining.org/files/conferences/EDM2020/papers/paper_26.pdf
 - [35] Robert-Mihai Botarleanu, Mihai Dascalu, Micah Watanabe, Danielle S. McNamara, and Scott Andrew Crossley. 2021. Multilingual Age of Exposure. In *Artificial Intelligence in Education*, Ido Roll, Danielle McNamara, Sergey Sosnovsky, Rose Luckin, and Vania Dimitrova (Eds.). Springer International Publishing, Cham, 77–87. doi:10.1007/978-3-030-78292-4_7
 - [36] Anthony F. Botelho, R. Baker, and Neil T. Heffernan. 2019. Machine-Learned or Expert-Engineered Features? Exploring Feature Engineering Methods in Detectors of Student Behavior and Affect. In *Proceedings of the 12th International Conference on Educational Data Mining*. International Educational Data Mining Society, Massachusetts, USA, 508–511. <https://par.nsf.gov/servlets/purl/10108548>
 - [37] Anthony F. Botelho, Ryan S. Baker, and Neil T. Heffernan. 2017. Improving Sensor-Free Affect Detection Using Deep Learning. In *Artificial Intelligence in Education*, Elisabeth André, Ryan Baker, Xiangen Hu, Ma. Mercedes T. Rodrigo, and Benedict du Boulay (Eds.). Springer International Publishing, Cham, 40–51. doi:10.1007/978-3-319-61425-0_4
 - [38] Anthony F. Botelho, Ethan Prihar, and Neil T. Heffernan. 2022. Deep Learning or Deep Ignorance? Comparing Untrained Recurrent Models in Educational Contexts. In *Artificial Intelligence in Education*, Maria Mercedes Rodrigo, Noburu Matsuda, Alexandra I. Cristea, and Vania Dimitrova (Eds.). Springer International Publishing, Cham, 281–293. doi:10.1007/978-3-031-11644-5_23
 - [39] Faeze Brahman, Nikhil Varghese, Suma Bhat, and Snigdha Chaturvedi. 2020. Effective Forum Curation via Multi-Task Learning. In *Proceedings of the 13th International Conference on Educational Data Mining*, Anna N. Rafferty, Jacob Whitehill, Cristóbal Romero, and Violetta Cavalli-Sforza (Eds.). International Educational Data Mining Society, Massachusetts, USA, 8 pages. https://educationaldatamining.org/files/conferences/EDM2020/papers/paper_136.pdf

- [40] Sahan Bulathwela, Hamze Muse, and Emine Yilmaz. 2023. Scalable Educational Question Generation with Pre-trained Language Models. In *Artificial Intelligence in Education*, Ning Wang, Genaro Rebollo-Mendez, Noboru Matsuda, Olga C. Santos, and Vania Dimitrova (Eds.). Springer Nature Switzerland, Cham, 327–339. doi:10.1007/978-3-031-36272-9_27
- [41] Sahan Bulathwela, María Pérez-Ortiz, Aldo Lipani, Emine Yilmaz, and John Shawe-Taylor. 2020. Predicting Engagement in Video Lectures. In *Proceedings of the 13th International Conference on Educational Data Mining*, Anna N. Rafferty, Jacob Whitehill, Cristóbal Romero, and Violetta Cavalli-Sforza (Eds.). International Educational Data Mining Society, Massachusetts, USA, 11 pages. https://educationaldatamining.org/files/conferences/EDM2020/papers/paper_62.pdf
- [42] Sahan Bulathwela, Meghana Verma, María Pérez Ortiz, Emine Yilmaz, and John Shawe-Taylor. 2022. Can Population-based Engagement Improve Personalisation? A Novel Dataset and Experiments. In *Proceedings of the 15th International Conference on Educational Data Mining*, Antonija Mitrovic and Nigel Bosch (Eds.). International Educational Data Mining Society, Durham, United Kingdom, 414–421. doi:10.5281/zenodo.6853185
- [43] Andrew Caines, Helen Yannakoudakis, Helena Edmondson, Helen Allen, Pascual Pérez-Paredes, Bill Byrne, and Paula Buttery. 2020. The Teacher-Student Chatroom Corpus. In *Proceedings of the 9th Workshop on NLP for Computer Assisted Language Learning*. LiU Electronic Press, Gothenburg, Sweden, 10–20. <https://aclanthology.org/2020.nlp4call-1.2/>
- [44] Rebecca Campbell, McKenzie Javorka, Jasmine Engleton, Kathryn Fishwick, Katie Gregory, and Rachael Goodman-Williams. 2023. Open-Science Guidance for Qualitative Research: An Empirically Validated Approach for De-Identifying Sensitive Narrative Data. *Advances in Methods and Practices in Psychological Science* 6, 4 (2023), 25152459231205832. doi:10.1177/25152459231205832
- [45] Leon Camus and Anna Filighera. 2020. Investigating Transformers for Automatic Short Answer Grading. In *Artificial Intelligence in Education*, Ig Ibert Bittencourt, Mutlu Cukurova, Kasia Muldner, Rose Luckin, and Eva Millán (Eds.). Springer International Publishing, Cham, 43–48. doi:10.1007/978-3-030-52240-7_8
- [46] Canvas Network. 2016. *Canvas Network Person-Course (1/2014 - 9/2015) De-Identified Open Dataset*. Harvard Dataverse. doi:10.7910/DVN/1XORAL
- [47] Meng Cao, Philip I. Pavlik Jr., Wei Chu, and Liang Zhang. 2024. Integrating Attentional Factors and Spacing in Logistic Knowledge Tracing Models to Explore the Impact of Train-ing Sequences on Category Learning. In *Proceedings of the 17th International Conference on Educational Data Mining*, Benjamin Paaßen and Carrie Demmans Epp (Eds.). International Educational Data Mining Society, Atlanta, Georgia, USA, 526–532. doi:10.5281/zenodo.12729876
- [48] Carnegie Mellon University. 2025. LearnSphere. Online, accessed February 5, 2025. <https://learnsphere.org>
- [49] Paulo F. Carvalho and Robert L. Goldstone. 2014. Putting category learning in order: Category structure and temporal arrangement affect the benefit of interleaved over blocked study. *Memory & Cognition* 42, 3 (01 Apr 2014), 481–495. doi:10.3758/s13421-013-0371-0
- [50] Center for Open Science (COS). 2024. Open Science. Online, accessed February 5, 2025. <https://www.cos.io/open-science>
- [51] R. Cerezo, J.-A. Lara, R. Azevedo, and C. Romero. 2024. Reviewing the differences between learning analytics and educational data mining: Towards educational data science. *Computers in Human Behavior* 154 (2024), 108155. doi:10.1016/j.chb.2024.108155
- [52] Geiser Chalco Chalco, Ig Ibert Bittencourt, and Seiji Isotani. 2020. Can Ontologies Support the Gamification of Scripted Collaborative Learning Sessions?. In *Artificial Intelligence in Education*, Ig Ibert Bittencourt, Mutlu Cukurova, Kasia Muldner, Rose Luckin, and Eva Millán (Eds.). Springer International Publishing, Cham, 79–91. doi:10.1007/978-3-030-52237-7_7
- [53] Abdessamad Chanaa and Nour-Eddine El Faddouli. 2020. BERT and Prerequisite Based Ontology for Predicting Learner's Confusion in MOOCs Discussion Forums. In *Artificial Intelligence in Education*, Ig Ibert Bittencourt, Mutlu Cukurova, Kasia Muldner, Rose Luckin, and Eva Millán (Eds.). Springer International Publishing, Cham, 54–58. doi:10.1007/978-3-030-52240-7_10
- [54] Abdessamad Chanaa and Nour-Eddine El Faddouli. 2020. Predicting Learners Need for Recommendation Using Dynamic Graph-Based Knowledge Tracing. In *Artificial Intelligence in Education*, Ig Ibert Bittencourt, Mutlu Cukurova, Kasia Muldner, Rose Luckin, and Eva Millán (Eds.). Springer International Publishing, Cham, 49–53. doi:10.1007/978-3-030-52240-7_9
- [55] Haw-Shiuan Chang, Hwai-Jung Hsu, and Kuan-Ta Chen. 2015. Modeling Exercise Relationships in E-Learning: A Unified Approach. In *Proceedings of the 8th International Conference on Educational Data Mining*, Olga C. Santos, Jesus Boticario, Cristóbal Romero, Mykola Pechenizkiy, Agathe Merceron, Piotr Mitros, José María Luna, Marian Cristian Mihaescu, Pablo Moreno, Arnon Hershkovitz, Sebastián Ventura, and Michel C. Desmarais (Eds.). International Educational Data Mining Society, Massachusetts, USA, 532–535. <http://www.educationaldatamining.org/EDM2015/proceedings/short532-535.pdf>
- [56] Pankaj Chejara, Luis P. Prieto, María Jesus Rodriguez-Triana, Reet Kasepalu, Adolfo Ruiz-Calleja, and Shashi Kant Shankar. 2023. How to Build More Generalizable Models for Collaboration Quality? Lessons Learned from Exploring Multi-Context Audio-Log Datasets using Multimodal Learning Analytics. In *LAK23: 13th International Learning Analytics and Knowledge Conference* (Arlington, TX, USA) (LAK2023). Association for Computing Machinery, New York, NY, USA, 111–121. doi:10.1145/3576050.3576144
- [57] Pankaj Chejara, Luis P. Prieto, María Jesus Rodriguez-Triana, Adolfo Ruiz-Calleja, and Mohammad Khalil. 2023. Impact of window size on the generalizability of collaboration quality estimation models developed using Multimodal Learning Analytics. In *LAK23: 13th International Learning Analytics and Knowledge Conference* (Arlington, TX, USA) (LAK2023). Association for Computing Machinery, New York, NY, USA, 559–565. doi:10.1145/3576050.3576143
- [58] Guanliang Chen, Jie Yang, Claudia Hauff, and Geert-Jan Houben. 2018. LearningQ: A Large-Scale Dataset for Educational Question Generation. *Proceedings of the International AAAI Conference on Web and Social Media* 12, 1 (Jun 2018), 10 pages. doi:10.1609/icwsm.v12i1.14987
- [59] Kairui Chen, Fuqun Huang, Zejing Liu, Haomiao Yu, Liuchang Meng, Shasha Mo, Li Zhang, and You Song. 2024. ACcoding: A graph-based dataset for online judge programming. *Scientific Data* 11, 1 (2024), 548. doi:10.1038/s41597-024-03392-z

- [60] Lijia Chen, Pingping Chen, and Zhijian Lin. 2020. Artificial Intelligence in Education: A Review. *IEEE Access* 8 (2020), 75264–75278. doi:10.1109/ACCESS.2020.2988510
- [61] Shigeng Chen, Yunshi Lan, and Zheng Yuan. 2024. A Multi-task Automated Assessment System for Essay Scoring. In *Artificial Intelligence in Education*, Andrew M. Olney, Irene-Angelica Chounta, Zitao Liu, Olga C. Santos, and Ig Ibert Bittencourt (Eds.). Springer Nature Switzerland, Cham, 276–283. doi:10.1007/978-3-031-64299-9_22
- [62] Xinyue Chen and Xu Wang. 2022. Scaling Mixed-Methods Formative Assessments (mixFA) in Classrooms: A Clustering Pipeline to Identify Student Knowledge. In *Artificial Intelligence in Education*, Maria Mercedes Rodrigo, Noburu Matsuda, Alexandra I. Cristea, and Vania Dimitrova (Eds.). Springer International Publishing, Cham, 427–439. doi:10.1007/978-3-031-11644-5_35
- [63] Xiuling Chen, Di Zou, Gary Cheng, and Haoran Xie. 2020. Detecting latent topics and trends in educational technologies over four decades using structural topic modeling: A retrospective of all volumes of Computers & Education. *Computers & Education* 151 (2020), 103855. doi:10.1016/j.compedu.2020.103855
- [64] Xiuling Chen, Di Zou, Haoran Xie, Gary Cheng, and Caixia Liu. 2022. Two Decades of Artificial Intelligence in Education: Contributors, Collaborations, Research Topics, Challenges, and Future Directions. *Educational Technology & Society* 25, 1 (2022), 28–47. <https://www.jstor.org/stable/48647028>
- [65] Yixin Cheng, Kayley Lyons, Guanliang Chen, Dragan Gašević, and Zachari Swiecki. 2024. Evidence-centered Assessment for Writing with Generative AI. In *Proceedings of the 14th Learning Analytics and Knowledge Conference* (Kyoto, Japan) (LAK '24). Association for Computing Machinery, New York, NY, USA, 178–188. doi:10.1145/3636555.3636866
- [66] Darshak Chhatbar, Umair Z. Ahmed, and Purushottam Kar. 2020. MACER: A Modular Framework for Accelerated Compilation Error Repair. In *Artificial Intelligence in Education*, Ig Ibert Bittencourt, Mutlu Cukurova, Kasia Muldner, Rose Luckin, and Eva Millán (Eds.). Springer International Publishing, Cham, 106–117. doi:10.1007/978-3-030-52237-7_9
- [67] Youngduck Choi, Youngnam Lee, Dongmin Shin, Jungyun Cho, Seoyon Park, Seewoo Lee, Jineon Baek, Chan Bae, Byungsoo Kim, and Jaewe Heo. 2020. EdNet: A Large-Scale Hierarchical Dataset in Education. In *Artificial Intelligence in Education*, Ig Ibert Bittencourt, Mutlu Cukurova, Kasia Muldner, Rose Luckin, and Eva Millán (Eds.). Springer International Publishing, Cham, 69–73. doi:10.1007/978-3-030-52240-7_13
- [68] Elise Christopher. 2009. High School Longitudinal Study of 2009 (HSLS). https://nces.ed.gov/surveys/hsls09/hsls09_data.asp
- [69] Wei Chu and Philip I. Pavlik Jr. 2023. The Predictiveness of PFA is Improved by Incorporating the Learner's Correct Response Time Fluctuation. In *Proceedings of the 16th International Conference on Educational Data Mining*, Mingyu Feng, Tanja Käser, and Partha Talukdar (Eds.). International Educational Data Mining Society, Bengaluru, India, 244–250. doi:10.5281/zenodo.8115643
- [70] Yu-An Chung, Hung-Yi Lee, and James Glass. 2018. Supervised and Unsupervised Transfer Learning for Question Answering. <https://arxiv.org/abs/1711.05345>
- [71] Konstantinos Chytas, Anastasios Tsolakidis, Evangelia Triperina, Nikitas N. Karanikolas, and Christos Skourlas. 2023. Academic data derived from a university e-government analytic platform: An educational data mining approach. *Data in Brief* 49 (2023), 109357. doi:10.1016/j.dib.2023.109357
- [72] Benjamin Clavié and Kobi Gal. 2020. Deep Embeddings of Contextual Assessment Data for Improving Performance Prediction. In *Proceedings of the 13th International Conference on Educational Data Mining*, Anna N. Rafferty, Jacob Whitehill, Cristóbal Romero, and Violetta Cavalli-Sforza (Eds.). International Educational Data Mining Society, Massachusetts, USA, 7 pages. https://educationaldatamining.org/files/conferences/EDM2020/papers/paper_60.pdf
- [73] Guillaume Cleuziou and Frédéric Flouvat. 2021. Apprentissage d'embeddings de codes pour l'enseignement de la programmation : une approche fondée sur l'analyse des traces d'exécution. In *Extraction et Gestion des Connaissances, EGC 2021, 25-29 Janvier 2021, Montpellier, France*, Jérôme Azé and Vincent Lemaire (Eds.), Vol. E-37. Éditions RNTI, France, 107–118. <https://editions-rnti.fr/?inprocid=1002641>
- [74] Guillaume Cleuziou and Frédéric Flouvat. 2021. Learning student program embeddings using abstract execution traces. In *Proceedings of the 14th International Conference on Educational Data Mining*, Sharon I-Han Hsiao, Shaghayegh (Sherry) Sahebi, François Bouchet, and Jill-Jënn Vie (Eds.). International Educational Data Mining Society, Massachusetts, USA, 252–262. https://educationaldatamining.org/EDM2021/virtual/static/pdf/EDM21_paper_70.pdf
- [75] Jade Mai Cock, Mirko Marras, Christian Giang, and Tanja Käser. 2022. Generalisable Methods for Early Prediction in Interactive Simulations for Education. In *Proceedings of the 15th International Conference on Educational Data Mining*, Antonija Mitrovic and Nigel Bosch (Eds.). International Educational Data Mining Society, Durham, United Kingdom, 183–194. doi:10.5281/zenodo.6852968
- [76] Lea Cohausz, Andrej Tschalzev, Christian Bartelt, and Heiner Stuckenschmidt. 2023. Investigating the Importance of Demographic Features for EDM-Predictions. In *Proceedings of the 16th International Conference on Educational Data Mining*, Mingyu Feng, Tanja Käser, and Partha Talukdar (Eds.). International Educational Data Mining Society, Bengaluru, India, 125–136. doi:10.5281/zenodo.8115647
- [77] Giovanni Colavizza, Iain Hrynaskiewicz, Isla Staden, Kirstie Whitaker, and Barbara McGillivray. 2020. The citation advantage of linking publications to research data. *PLOS ONE* 15, 4 (04 2020), 1–18. doi:10.1371/journal.pone.0230416
- [78] Computing Research and Education. 2023. ICORE Conference Rankings. Online, accessed February 5, 2025. <https://www.core.edu.au/icore-portal>
- [79] Aubrey Condor and Zachary Pardos. 2024. Explainable Automatic Grading with Neural Additive Models. In *Artificial Intelligence in Education*, Andrew M. Olney, Irene-Angelica Chounta, Zitao Liu, Olga C. Santos, and Ig Ibert Bittencourt (Eds.). Springer Nature Switzerland, Cham, 18–31. doi:10.1007/978-3-031-64302-6_2
- [80] Aubrey Condor, Zachary Pardos, and Marcia Linn. 2022. Representing Scoring Rubrics as Graphs for Automatic Short Answer Grading. In *Artificial Intelligence in Education*, Maria Mercedes Rodrigo, Noburu Matsuda, Alexandra I. Cristea, and Vania Dimitrova (Eds.). Springer International

- Publishing, Cham, 354–365. doi:10.1007/978-3-031-11644-5_29
- [81] Geoffrey Converse, Shi Pu, and Suely Oliveira. 2021. Incorporating Item Response Theory into Knowledge Tracing. In *Artificial Intelligence in Education*, Ido Roll, Danielle McNamara, Sergey Sosnovsky, Rose Luckin, and Vania Dimitrova (Eds.). Springer International Publishing, Cham, 114–118. doi:10.1007/978-3-030-78270-2_20
 - [82] Albert Corbett, Linda Kauffman, Ben Maclaren, Angela Wagner, and Elizabeth Jones. 2010. A Cognitive Tutor for Genetics Problem Solving: Learning Gains and Student Modeling. *Journal of Educational Computing Research* 42, 2 (2010), 219–239. doi:10.2190/EC.42.2.e
 - [83] Dragos Corlatescu, Micah Watanabe, Stefan Ruseti, Mihai Dascalu, and Danielle S. McNamara. 2023. The Automated Model of Comprehension Version 3.0: Paying Attention to Context. In *Artificial Intelligence in Education*, Ning Wang, Genaro Rebolledo-Mendez, Noboru Matsuda, Olga C. Santos, and Vania Dimitrova (Eds.). Springer Nature Switzerland, Cham, 229–241. doi:10.1007/978-3-031-36272-9_19
 - [84] Paulo Cortez and Alice Maria Gonçalves Silva. 2008. Using data mining to predict secondary school student performance. <https://hdl.handle.net/1822/8024>
 - [85] Eamon Costello, Jane C. Holland, and Colette Kirwan. 2018. Evaluation of MCQs from MOOCs for common item writing flaws. *BMC Research Notes* 11, 1 (03 Dec 2018), 849. doi:10.1186/s13104-018-3959-4
 - [86] Scott Crossley, Yu Tian, Perpetual Baffour, Alex Franklin, Youngmeen Kim, Wesley Morris, Meg Benner, Aigner Picou, and Ulrich Boser. 2023. The English Language Learner Insight, Proficiency and Skills Evaluation (ELLIPSE) Corpus. *International Journal of Learner Corpus Research* 9, 2 (2023), 248–269. doi:10.1075/ijlcr.20206.cro
 - [87] Scott A. Crossley, Perpetual Baffour, Yu Tian, Aigner Picou, Meg Benner, and Ulrich Boser. 2022. The persuasive essays for rating, selecting, and understanding argumentative and discourse elements (PERSUADE) corpus 1.0. *Assessing Writing* 54 (2022), 100667. doi:10.1016/j.asw.2022.100667
 - [88] Steven Dang and Kenneth R. Koedinger. 2020. The Ebb and Flow of Student Engagement: Measuring motivation through temporal pattern of self-regulation. In *Proceedings of the 13th International Conference on Educational Data Mining*, Anna N. Rafferty, Jacob Whitehill, Cristóbal Romero, and Violetta Cavalli-Sforza (Eds.). International Educational Data Mining Society, Massachusetts, USA, 8 pages. https://educationaldatamining.org/files/conferences/EDM2020/papers/paper_214.pdf
 - [89] Neisarg Dave, Riley Bakes, Barton Pursel, and C Lee Giles. 2021. Math Multiple Choice Question Solving and Distractor Generation with Attentional GRU Networks. In *Proceedings of the 14th International Conference on Educational Data Mining*, Sharon I-Han Hsiao, Shaghayegh (Sherry) Sahebi, François Bouchet, and Jill-Jënn Vie (Eds.). International Educational Data Mining Society, Massachusetts, USA, 9 pages. https://educationaldatamining.org/EDM2021/virtual/static/pdf/EDM21_paper_194.pdf
 - [90] Enrique Delahoz-Domínguez, Rohemi Zuluaga, and Tomas Fontalvo-Herrera. 2020. Dataset of academic performance evolution for engineering students. *Data in Brief* 30 (2020), 105537. doi:10.1016/j.dib.2020.105537
 - [91] Marina Delianidi, Konstantinos I. Diamantaras, George Chrysogonidis, and Vasileios Nikiforidis. 2021. Student Performance Prediction Using Dynamic Neural Models. In *Proceedings of the 14th International Conference on Educational Data Mining*, Sharon I-Han Hsiao, Shaghayegh (Sherry) Sahebi, François Bouchet, and Jill-Jënn Vie (Eds.). International Educational Data Mining Society, Massachusetts, USA, 9 pages. https://educationaldatamining.org/EDM2021/virtual/static/pdf/EDM21_paper_13.pdf
 - [92] Dorotya Demszyk, Jing Liu, Zid Mancenido, Julie Cohen, Heather Hill, Dan Jurafsky, and Tatsunori Hashimoto. 2021. Measuring Conversational Uptake: A Case Study on Student-Teacher Interactions. In *Proceedings of the 59th Annual Meeting of the Association for Computational Linguistics and the 11th International Joint Conference on Natural Language Processing (Volume 1: Long Papers)*, Chengqing Zong, Fei Xia, Wenjie Li, and Roberto Navigli (Eds.). Association for Computational Linguistics, Online, 1638–1653. doi:10.18653/v1/2021.acl-long.130
 - [93] Dorotya Demszyk, Dana Movshovitz-Attias, Jeongwoo Ko, Alan Cowen, Gaurav Nemade, and Sujith Ravi. 2020. GoEmotions: A Dataset of Fine-Grained Emotions. In *Proceedings of the 58th Annual Meeting of the Association for Computational Linguistics*, Dan Jurafsky, Joyce Chai, Natalie Schluter, and Joel Tetreault (Eds.). Association for Computational Linguistics, Online, 4040–4054. doi:10.18653/v1/2020.acl-main.372
 - [94] Joris Van den Bossche, Kelsey Jordahl, Martin Fleischmann, Matt Richards, James McBride, Jacob Wasserman, Adrian Garcia Badaracco, Alan D. Snow, Brendan Ward, Jeff Tratner, Jeffrey Gerard, Matthew Perry, cjpf, Geir Arne Hjelle, Mike Taves, Ewout ter Hoeven, Micah Cochran, Ray Bell, rraymondgh, Matt Bartos, Pieter Roggemans, Lucas Culbertson, Giacomo Caria, Nicholas YS Tan, Nick Eubank, sangarshanan, John Flavin, Sergio Rey, and James Gardiner. 2024. *geopandas/geopandas: v1.0.1*. doi:10.5281/zenodo.12625316
 - [95] Michel Desmarais. 2011. Conditions for effectively deriving a Q-Matrix from data with Nonnegative Matrix Factorization. In *Proceedings of the 4th International Conference on Educational Data Mining*. International Educational Data Mining Society, Massachusetts, USA, 10 pages. https://educationaldatamining.org/EDM2011/wp-content/uploads/proc/edm2011_paper35_full_Desmarais.pdf
 - [96] Heejin Do and Gary Geunbae Lee. 2024. Aspect-Based Semantic Textual Similarity for Educational Test Items. In *Artificial Intelligence in Education*, Andrew M. Olney, Irene-Angelica Chounta, Zitao Liu, Olga C. Santos, and Ig Ibert Bittencourt (Eds.). Springer Nature Switzerland, Cham, 344–352. doi:10.1007/978-3-031-64299-9_30
 - [97] Afrizal Doewes, Nugthoh Arfawi Kurdhi, and Akрати Saxena. 2023. Evaluating Quadratic Weighted Kappa as the Standard Performance Metric for Automated Essay Scoring. In *Proceedings of the 16th International Conference on Educational Data Mining*, Mingyu Feng, Tanja Käser, and Partha Talukdar (Eds.). International Educational Data Mining Society, Bengaluru, India, 103–113. doi:10.5281/zenodo.8115784
 - [98] Afrizal Doewes and Mykola Pechenizkiy. 2021. On the Limitations of Human-Computer Agreement in Automated Essay Scoring. In *Proceedings of the 14th International Conference on Educational Data Mining*, Sharon I-Han Hsiao, Shaghayegh (Sherry) Sahebi, François Bouchet, and Jill-Jënn Vie (Eds.). International Educational Data Mining Society, Massachusetts, USA, 6 pages. https://educationaldatamining.org/EDM2021/virtual/static/pdf/EDM21_paper_243.pdf

- [99] Afrizal Doewes, Akarti Saxena, Yulong Pei, and Mykola Pechenizkiy. 2022. Individual Fairness Evaluation for Automated Essay Scoring System. In *Proceedings of the 15th International Conference on Educational Data Mining*, Antonija Mitrovic and Nigel Bosch (Eds.). International Educational Data Mining Society, Durham, United Kingdom, 206–216. doi:10.5281/zenodo.6853151
- [100] Stevens Dormezil, Taghi M. Khoshgoftaar, and Federica Robinson-Bryant. 2019. Differentiating between Educational Data Mining and Learning Analytics: A Bibliometric Approach. In *Workshops of the 12th International Conference on Educational Data Mining 2019*. International Educational Data Mining Society, Massachusetts, USA, 6 pages. <https://ceur-ws.org/Vol-2592/short1.pdf>
- [101] Hendrik Drachler and Wolfgang Greller. 2016. Privacy and analytics: it's a DELICATE issue a checklist for trusted learning analytics. In *Proceedings of the Sixth International Conference on Learning Analytics & Knowledge*. Association for Computing Machinery, New York, NY, USA, 10 pages. doi:10.1145/2883851.2883893
- [102] Efthymoulos Drousiotis, Panagiotis Pentaliotis, Lei Shi, and Alexandra I. Cristea. 2022. Balancing Fine-Tuned Machine Learning Models Between Continuous and Discrete Variables - A Comprehensive Analysis Using Educational Data. In *Artificial Intelligence in Education*, Maria Mercedes Rodrigo, Noburu Matsuda, Alexandra I. Cristea, and Vania Dimitrova (Eds.). Springer International Publishing, Cham, 256–268. doi:10.1007/978-3-031-11644-5_21
- [103] Vegenshanti Dsilva, Johannes Schleiss, and Sebastian Stober. 2023. Trustworthy Academic Risk Prediction with Explainable Boosting Machines. In *Artificial Intelligence in Education*, Ning Wang, Genaro Rebolledo-Mendez, Noboru Matsuda, Olga C. Santos, and Vania Dimitrova (Eds.). Springer Nature Switzerland, Cham, 463–475. doi:10.1007/978-3-031-36272-9_38
- [104] Andreea Dutulescu, Stefan Ruseti, Denis Iorga, Mihai Dascalu, and Danielle S. McNamara. 2024. Beyond the Obvious Multi-choice Options: Introducing a Toolkit for Distractor Generation Enhanced with NLI Filtering. In *Artificial Intelligence in Education*, Andrew M. Olney, Irene-Angelica Chounta, Zitao Liu, Olga C. Santos, and Ig Ibert Bittencourt (Eds.). Springer Nature Switzerland, Cham, 242–250. doi:10.1007/978-3-031-64299-9_18
- [105] Deep Dwivedi, Ritik Garg, Shiva Baghel, Rushil Thareja, Ritvik Kulshrestha, Mukesh Mohania, and Jainendra Shukla. 2024. Effecti-Net: A Multimodal Framework and Database for Educational Content Effectiveness Analysis. In *Proceedings of the 14th Learning Analytics and Knowledge Conference (Kyoto, Japan) (LAK '24)*. Association for Computing Machinery, New York, NY, USA, 667–677. doi:10.1145/3636555.3636928
- [106] Myroslava Dzikovska, Rodney Nielsen, Chris Brew, Claudia Leacock, Danilo Giampiccolo, Luisa Bentivogli, Peter Clark, Ido Dagan, and Hoa Trang Dang. 2013. SemEval-2013 Task 7: The Joint Student Response Analysis and 8th Recognizing Textual Entailment Challenge. In *Second Joint Conference on Lexical and Computational Semantics, Volume 2: Proceedings of the Seventh International Workshop on Semantic Evaluation (SemEval 2013)*, Suresh Manandhar and Deniz Yuret (Eds.). Association for Computational Linguistics, Atlanta, Georgia, USA, 263–274. <https://aclanthology.org/S13-2045/>
- [107] Stephen H. Edwards and Krishnan Panamalai Murali. 2017. CodeWorkout: Short Programming Exercises with Built-in Data Collection. In *Proceedings of the 2017 ACM Conference on Innovation and Technology in Computer Science Education (Bologna, Italy) (ITiCSE '17)*. Association for Computing Machinery, New York, NY, USA, 188–193. doi:10.1145/3059009.3059055
- [108] Tomáš Effenberger. 2019. Blockly Programming Dataset. In *3rd Educational Data Mining in Computer Science Education (CSEDM) Workshop*. In conjunction with AIED 2019, Chicago, IL, USA, 3 pages. <https://drive.google.com/file/d/1oivtasEHGpgRQ9n1WK0tcHkebnvx7xDC/view>
- [109] Tomáš Effenberger, Radek Pelánek, and Jaroslav Čechák. 2020. Exploration of the robustness and generalizability of the additive factors model. In *Proceedings of the Tenth International Conference on Learning Analytics and Knowledge (Frankfurt, Germany) (LAK '20)*. Association for Computing Machinery, New York, NY, USA, 472–479. doi:10.1145/3375462.3375491
- [110] Aner Egaña, Itziar Aldabe, and Oier Lopez de Lacalle. 2023. Exploration of Annotation Strategies for Automatic Short Answer Grading. In *Artificial Intelligence in Education*, Ning Wang, Genaro Rebolledo-Mendez, Noboru Matsuda, Olga C. Santos, and Vania Dimitrova (Eds.). Springer Nature Switzerland, Cham, 377–388. doi:10.1007/978-3-031-36272-9_31
- [111] Yo Ehara. 2018. Building an English Vocabulary Knowledge Dataset of Japanese English-as-a-Second-Language Learners Using Crowdsourcing. In *Proceedings of the Eleventh International Conference on Language Resources and Evaluation (LREC 2018)*, Nicoletta Calzolari, Khalid Choukri, Christopher Cieri, Thierry Declerck, Sara Goggi, Koiti Hasida, Hitoshi Isahara, Bente Maegaard, Joseph Mariani, Hélène Mazo, Asuncion Moreno, Jan Odijk, Stelios Piperidis, and Takenobu Tokunaga (Eds.). European Language Resources Association (ELRA), Miyazaki, Japan, 5 pages. <https://aclanthology.org/L18-1076/>
- [112] Yo Ehara. 2022. An Intelligent Interactive Support System for Word Usage Learning in Second Languages. In *Artificial Intelligence in Education*, Maria Mercedes Rodrigo, Noburu Matsuda, Alexandra I. Cristea, and Vania Dimitrova (Eds.). Springer International Publishing, Cham, 453–464. doi:10.1007/978-3-031-11644-5_37
- [113] Yo Ehara. 2022. No Meaning Left Unlearned: Predicting Learners' Knowledge of Atypical Meanings of Words from Vocabulary Tests for Their Typical Meanings. In *Proceedings of the 15th International Conference on Educational Data Mining*, Antonija Mitrovic and Nigel Bosch (Eds.). International Educational Data Mining Society, Durham, United Kingdom, 492–499. doi:10.5281/zenodo.6853169
- [114] Yo Ehara, Issei Sato, Hidekazu Oiwa, and Hiroshi Nakagawa. 2012. Mining Words in the Minds of Second Language Learners: Learner-Specific Word Difficulty. In *Proceedings of COLING 2012*, Martin Kay and Christian Boitet (Eds.). The COLING 2012 Organizing Committee, Mumbai, India, 799–814. <https://aclanthology.org/C12-1049/>
- [115] Elsevier. 2025. Mendeley Data. Online, accessed February 5, 2025. <https://data.mendeley.com>
- [116] Elsevier. 2025. Sharing research data. Online, accessed February 5, 2025. <https://www.elsevier.com/researcher/author/tools-and-resources/research-data>
- [117] European Commission and Directorate-General for Research and Innovation. 2018. *Cost-benefit analysis for FAIR research data – Cost of not having FAIR research data*. Publications Office, Luxembourg. doi:10.2777/02999

- [118] European Commission (EC). 2024. Open Science. Online, accessed February 5, 2025. https://research-and-innovation.ec.europa.eu/strategy/strategy-2020-2024/our-digital-future/open-science_en
- [119] Xiangmin Fan, Wencan Luo, Muhsin Menekse, Diane Litman, and Jingtao Wang. 2017. Scaling Reflection Prompts in Large Classrooms via Mobile Interfaces and Natural Language Processing. In *Proceedings of the 22nd International Conference on Intelligent User Interfaces* (Limassol, Cyprus) (IUI '17). Association for Computing Machinery, New York, NY, USA, 363–374. doi:10.1145/3025171.3025204
- [120] Louis Faucon, Jennifer K. Olsen, and Pierre Dillenbourg. 2020. A bayesian model of individual differences and flexibility in inductive reasoning for categorization of examples. In *Proceedings of the Tenth International Conference on Learning Analytics and Knowledge* (Frankfurt, Germany) (LAK '20). Association for Computing Machinery, New York, NY, USA, 285–294. doi:10.1145/3375462.3375512
- [121] Haiyue Feng, Sixuan Du, Gaoxia Zhu, Yan Zou, Poh Boon Phua, Yuhong Feng, Haoming Zhong, Zhiqi Shen, and Siyuan Liu. 2024. Leveraging Large Language Models for Automated Chinese Essay Scoring. In *Artificial Intelligence in Education*, Andrew M. Olney, Irene-Angelica Chounta, Zitao Liu, Olga C. Santos, and Ig Ibert Bittencourt (Eds.). Springer Nature Switzerland, Cham, 454–467. doi:10.1007/978-3-031-64302-6_32
- [122] Mingyu Feng, Neil Heffernan, Kelly Collins, Cristina Heffernan, and Robert F. Murphy. 2023. Implementing and Evaluating ASSISTments Online Math Homework Support At large Scale over Two Years: Findings and Lessons Learned. In *Artificial Intelligence in Education*, Ning Wang, Genaro Rebolledo-Mendez, Noboru Matsuda, Olga C. Santos, and Vania Dimitrova (Eds.). Springer Nature Switzerland, Cham, 28–40. doi:10.1007/978-3-031-36272-9_3
- [123] Wenzheng Feng, Jie Tang, and Tracy Xiao Liu. 2019. Understanding Dropouts in MOOCs. *Proceedings of the AAAI Conference on Artificial Intelligence* 33, 01 (Jul. 2019), 517–524. doi:10.1609/aaai.v33i01.3301517
- [124] Rafael Ferreira Mello, Giuseppe Fiorentino, Hilário Oliveira, Péricles Miranda, Mladen Rakovic, and Dragan Gasevic. 2022. Towards automated content analysis of rhetorical structure of written essays using sequential content-independent features in Portuguese. In *LAK22: 12th International Learning Analytics and Knowledge Conference* (Online, USA) (LAK22). Association for Computing Machinery, New York, NY, USA, 404–414. doi:10.1145/3506860.3506977
- [125] Anna Filighera, Siddharth Parihar, Tim Steuer, Tobias Meuser, and Sebastian Ochs. 2022. Your Answer is Incorrect... Would you like to know why? Introducing a Bilingual Short Answer Feedback Dataset. In *Proceedings of the 60th Annual Meeting of the Association for Computational Linguistics (Volume 1: Long Papers)*, ACL 2022, Smaranda Muresan, Preslav Nakov, and Aline Villavicencio (Eds.). Association for Computational Linguistics, Dublin, Ireland, 8577–8591. doi:10.18653/V1/2022.ACL-LONG.587
- [126] Anna Filighera, Tim Steuer, and Christoph Rensing. 2020. Fooling Automatic Short Answer Grading Systems. In *Artificial Intelligence in Education*, Ig Ibert Bittencourt, Mutlu Cukurova, Kasia Muldner, Rose Luckin, and Eva Millán (Eds.). Springer International Publishing, Cham, 177–190. doi:10.1007/978-3-030-52237-7_15
- [127] Anna Filighera, Joel Tschesche, Tim Steuer, Thomas Tregel, and Lisa Wernet. 2022. Towards Generating Counterfactual Examples as Automatic Short Answer Feedback. In *Artificial Intelligence in Education*, Maria Mercedes Rodrigo, Noburu Matsuda, Alexandra I. Cristea, and Vania Dimitrova (Eds.). Springer International Publishing, Cham, 206–217. doi:10.1007/978-3-031-11644-5_17
- [128] Christian Fischer, Zachary A. Pardos, Ryan Shaun Baker, Joseph Jay Williams, Padhraic Smyth, Renzhe Yu, Stefan Slater, Rachel Baker, and Mark Warschauer. 2020. Mining Big Data in Education: Affordances and Challenges. *Review of Research in Education* 44, 1 (2020), 130–160. doi:10.3102/0091732X20903304
- [129] Brendan Flanagan, Rwitajit Majumdar, and Hiroaki Ogata. 2022. Fine Grain Synthetic Educational Data: Challenges and Limitations of Collaborative Learning Analytics. *IEEE Access* 10 (2022), 26230–26241. doi:10.1109/ACCESS.2022.3156073
- [130] Michael C. Frank, Mika Braginsky, Daniel Yurovsky, and Virginia A. Marchman. 2017. Wordbank: an open repository for developmental vocabulary data. *Journal of Child Language* 44, 3 (2017), 677–694. doi:10.1017/S0305000916000209
- [131] Jibril Frej, Neel Shah, Marta Knezevic, Tanya Nazaretsky, and Tanja Käser. 2024. Finding Paths for Explainable MOOC Recommendation: A Learner Perspective. In *Proceedings of the 14th Learning Analytics and Knowledge Conference* (Kyoto, Japan) (LAK '24). Association for Computing Machinery, New York, NY, USA, 426–437. doi:10.1145/3636555.3636898
- [132] Hiroaki Funayama, Yuya Asazuma, Yuichiroh Matsubayashi, Tomoya Mizumoto, and Kentaro Inui. 2023. Reducing the Cost: Cross-Prompt Pre-finetuning for Short Answer Scoring. In *Artificial Intelligence in Education*, Ning Wang, Genaro Rebolledo-Mendez, Noboru Matsuda, Olga C. Santos, and Vania Dimitrova (Eds.). Springer Nature Switzerland, Cham, 78–89. doi:10.1007/978-3-031-36272-9_7
- [133] Hiroaki Funayama, Tasuku Sato, Yuichiroh Matsubayashi, Tomoya Mizumoto, Jun Suzuki, and Kentaro Inui. 2022. Balancing Cost and Quality: An Exploration of Human-in-the-Loop Frameworks for Automated Short Answer Scoring. In *Artificial Intelligence in Education*, Maria Mercedes Rodrigo, Noburu Matsuda, Alexandra I. Cristea, and Vania Dimitrova (Eds.). Springer International Publishing, Cham, 465–476. doi:10.1007/978-3-031-11644-5_38
- [134] Julia Gehrmann, Lars Quakulinski, and Oya Beyan. 2024. Large Language Models for Literature Reviews - An Exemplary Comparison of LLM-based Approaches with Manual Methods. In *2nd International Conference on Foundation and Large Language Models (FLLM)*. IEEE, New York, NY, USA, 385–391. doi:10.1109/FLLM63129.2024.10852447
- [135] Bilal Ghanem and Alona Fyshe. 2024. DISTO: Textual Distractors for Multiple Choice Reading Comprehension Questions using Negative Sampling. In *Proceedings of the 17th International Conference on Educational Data Mining*, Benjamin Paaßen and Carrie Demmans Epp (Eds.). International Educational Data Mining Society, Atlanta, Georgia, USA, 6–17. doi:10.5281/zenodo.12729766
- [136] Enrico Gherardi, Luca Benedetto, Maristella Matera, and Paula Buttery. 2024. Using Knowledge Graphs to Improve Question Difficulty Estimation from Text. In *Artificial Intelligence in Education*, Andrew M. Olney, Irene-Angelica Chounta, Zitao Liu, Olga C. Santos, and Ig Ibert Bittencourt

- (Eds.). Springer Nature Switzerland, Cham, 293–301. doi:10.1007/978-3-031-64299-9_24
- [137] Aritra Ghosh, Jay Raspat, and Andrew Lan. 2021. Option Tracing: Beyond Correctness Analysis in Knowledge Tracing. In *Artificial Intelligence in Education*, Ido Roll, Danielle McNamara, Sergey Sosnovsky, Rose Luckin, and Vania Dimitrova (Eds.). Springer International Publishing, Cham, 137–149. doi:10.1007/978-3-030-78292-4_12
 - [138] Google. 2025. Dataset Search. Online, accessed February 5, 2025. <https://datasetsearch.research.google.com/>
 - [139] Google Scholar. 2025. Top Publications – Educational Technology. Online, accessed February 5, 2025. https://scholar.google.com/citations?view_op=top_venues&hl=en&vq=eng_educationaltechnology
 - [140] Cyril Goutte and Guillaume Durand. 2020. Confident Learning Curves in Additive Factor Modeling. In *Proceedings of the 13th International Conference on Educational Data Mining*, Anna N. Rafferty, Jacob Whitehill, Cristóbal Romero, and Violetta Cavalli-Sforza (Eds.). International Educational Data Mining Society, Massachusetts, USA, 7 pages. https://educationaldatamining.org/files/conferences/EDM2020/papers/paper_121.pdf
 - [141] Wentao Guo, Paige Pepitone, Adam J. Aviv, and Michelle L. Mazurek. 2025. How Researchers De-Identify Data in Practice. In *Proceedings of 34th USENIX Security Symposium*. USENIX, Berkeley, CA, USA, 20 pages. <https://www.usenix.org/conference/usenixsecurity25/presentation/guo-wentao>
 - [142] Rahul Gupta, Soham Pal, Aditya Kanade, and Shirish K. Shevade. 2017. DeepFix: Fixing Common C Language Errors by Deep Learning. In *Proceedings of the Thirty-First AAAI Conference on Artificial Intelligence, February 4-9, 2017, San Francisco, California, USA*, Satinder Singh and Shaul Markovitch (Eds.). AAAI Press, Washington, DC, U.S., 1345–1351. doi:10.1609/AAAI.V31I1.10742
 - [143] Ashish Gurung, Sami Baral, Kirk P. Vanacore, Andrew A. Mcreynolds, Hilary Kreisberg, Anthony F. Botelho, Stacy T. Shaw, and Neil T. Heffernan. 2023. Identification, Exploration, and Remediation: Can Teachers Predict Common Wrong Answers?. In *LAK23: 13th International Learning Analytics and Knowledge Conference* (Arlington, TX, USA) (LAK2023). Association for Computing Machinery, New York, NY, USA, 399–410. doi:10.1145/3576050.3576109
 - [144] Ashish Gurung, Anthony F. Botelho, and Neil T. Heffernan. 2021. Examining Student Effort on Help through Response Time Decomposition. In *LAK21: 11th International Learning Analytics and Knowledge Conference* (Irvine, CA, USA) (LAK21). Association for Computing Machinery, New York, NY, USA, 292–301. doi:10.1145/3448139.3448167
 - [145] Mark Guzdial. 2018. What We Care about Now, What We’ll Care about in the Future. *ACM Inroads* 9, 4 (Nov. 2018), 63–64. doi:10.1145/3276304
 - [146] Neal R. Haddaway, Matthew J. Page, Chris C. Pritchard, and Luke A. McGuinness. 2022. PRISMA2020: An R package and Shiny app for producing PRISMA 2020-compliant flow diagrams, with interactivity for optimised digital transparency and Open Synthesis. *Campbell Systematic Reviews* 18, 2 (2022), e1230. doi:10.1002/cl2.1230
 - [147] Amir Hadifar, Semere Kiros Bitew, Johannes Deleu, Chris Develder, and Thomas Demeester. 2023. EduQG: A Multi-Format Multiple-Choice Dataset for the Educational Domain. *IEEE Access* 11 (2023), 20885–20896. doi:10.1109/ACCESS.2023.3248790
 - [148] Aaron Haim, Robert Gyurcsan, Chris Baxter, Stacy T. Shaw, and Neil T. Heffernan. 2023. How to Open Science: Debugging Reproducibility within the Educational Data Mining Conference. In *Proceedings of the 16th International Conference on Educational Data Mining*, Mingyu Feng, Tanja Käser, and Partha Talukdar (Eds.). International Educational Data Mining Society, Bengaluru, India, 114–124. doi:10.5281/zenodo.8115651
 - [149] Aaron Haim, Stacy Shaw, and Neil Heffernan. 2023. How to Open Science: A Principle and Reproducibility Review of the Learning Analytics and Knowledge Conference. In *LAK23: 13th International Learning Analytics and Knowledge Conference* (LAK2023). Association for Computing Machinery, New York, NY, USA, 156–164. doi:10.1145/3576050.3576071
 - [150] Aaron Haim, Stacy T Shaw, and III Heffernan, Neil T. 2023. How to Open Science: A Reproducibility Author Survey of the Artificial Intelligence in Education Conference. doi:10.35542/osf.io/xkfmw
 - [151] Ben Hamner, Jaison Morgan, lynnnavdev, Mark Shermis, and Tom Vander Ark. 2012. The Hewlett Foundation: Automated Essay Scoring. <https://kaggle.com/competitions/asap-aes> Kaggle.
 - [152] Joshua K. Hartshorne, Joshua B. Tenenbaum, and Steven Pinker. 2018. A critical period for second language acquisition: Evidence from 2/3 million English speakers. *Cognition* 177 (2018), 263–277. doi:10.1016/j.cognition.2018.04.007
 - [153] Harvard University. 2025. Harvard Dataverse. Online, accessed February 5, 2025. <https://dataverse.harvard.edu>
 - [154] HarvardX. 2014. *HarvardX Person-Course Academic Year 2013 De-Identified dataset, version 3.0*. Harvard Dataverse. doi:10.7910/DVN/26147
 - [155] Robert G. M. Hausmann and Kurt Vanlehn. 2007. Explaining Self-Explaining: A Contrast between Content and Generation. In *Proceedings of the 2007 Conference on Artificial Intelligence in Education: Building Technology Rich Learning Contexts That Work*. IOS Press, NLD, 417–424. <https://dl.acm.org/doi/10.5555/1563601.1563668>
 - [156] Joy He-Yueya, Noah D. Goodman, and Emma Brunskill. 2024. Evaluating and Optimizing Educational Content with Large Language Model Judgments. In *Proceedings of the 17th International Conference on Educational Data Mining*, Benjamin Paaßen and Carrie Demmans Epp (Eds.). International Educational Data Mining Society, Atlanta, Georgia, USA, 68–82. doi:10.5281/zenodo.12729776
 - [157] Joy He-Yueya, Gabriel Poesia, Rose E. Wang, and Noah D. Goodman. 2023. Solving Math Word Problems by Combining Language Models With Symbolic Solvers. doi:10.48550/ARXIV.2304.09102
 - [158] Joy He-Yueya and Adish Singla. 2021. Quizzing Policy Using Reinforcement Learning for Inferring the Student Knowledge State. In *Proceedings of the 14th International Conference on Educational Data Mining*, Sharon I-Han Hsiao, Shaghayegh (Sherry) Sahebi, François Bouchet, and Jill-Jënn Vie (Eds.). International Educational Data Mining Society, Massachusetts, USA, 7 pages. https://educationaldatamining.org/EDM2021/virtual/static/pdf/EDM21_paper_52.pdf
 - [159] Neil T. Heffernan and Cristina Lindquist Heffernan. 2014. The ASSISTments Ecosystem: Building a Platform that Brings Scientists and Teachers Together for Minimally Invasive Research on Human Learning and Teaching. *International Journal of Artificial Intelligence in Education* 24, 4 (2014),

- 470–497. doi:10.1007/s40593-014-0024-x
- [160] Owen Henkel, Zach Levonian, Chenglu Li, and Millie Postle. 2024. Retrieval-augmented Generation to Improve Math Question-Answering: Trade-offs Between Groundedness and Human Preference. In *Proceedings of the 17th International Conference on Educational Data Mining*, Benjamin Paaßen and Carrie Demmans Epp (Eds.). International Educational Data Mining Society, Atlanta, Georgia, USA, 315–320. doi:10.5281/zenodo.12729824
 - [161] Muntasir Hoq, Peter Brusilovsky, and Bitu Akram. 2023. Analysis of an Explainable Student Performance Prediction Model in an Introductory Programming Course. In *Proceedings of the 16th International Conference on Educational Data Mining*, Mingyu Feng, Tanja Käser, and Partha Talukdar (Eds.). International Educational Data Mining Society, Bengaluru, India, 79–90. doi:10.5281/zenodo.8115693
 - [162] Ruikun Hou, Tim Fütterer, Babette Bühler, Efe Bozkir, Peter Gerjets, Ulrich Trautwein, and Enkelejda Kasneci. 2024. Automated Assessment of Encouragement and Warmth in Classrooms Leveraging Multimodal Emotional Features and ChatGPT. In *Artificial Intelligence in Education*, Andrew M. Olney, Irene-Angelica Chounta, Zitao Liu, Olga C. Santos, and Ig Ibert Bittencourt (Eds.). Springer Nature Switzerland, Cham, 60–74. doi:10.1007/978-3-031-64302-6_5
 - [163] Addison Howard, bskim90, Cheehyun Lee, DongminShin(Min), Hoon Pyo (Tim) Jeon, Jineon (Jin) Baek, Karis Chang, kiyoonkay, NHeffernan, seonwooko, Sohler Dane, and Yohan Lee. 2020. Riid Answer Correctness Prediction. <https://www.kaggle.com/c/riid-test-answer-prediction/data/>
 - [164] Lifu Huang, Ronan Le Bras, Chandra Bhagavatula, and Yejin Choi. 2019. Cosmos QA: Machine Reading Comprehension with Contextual Commonsense Reasoning. In *Proceedings of the 2019 Conference on Empirical Methods in Natural Language Processing and the 9th International Joint Conference on Natural Language Processing (EMNLP-IJCNLP)*, Kentaro Inui, Jing Jiang, Vincent Ng, and Xiaojun Wan (Eds.). Association for Computational Linguistics, Hong Kong, China, 2391–2401. doi:10.18653/v1/D19-1243
 - [165] Christopher Hundhausen, Daniel Olivares, and Adam Carter. 2017. IDE-Based Learning Analytics for Computing Education: A Process Model, Critical Review, and Research Agenda. *ACM Transactions on Computing Education* 17, 3, Article 11 (08 2017), 26 pages. doi:10.1145/3105759
 - [166] Stephen Hutt, Ryan S. Baker, Michael Mogessie Ashenafi, Juan Miguel Andres-Bray, and Christopher Brooks. 2022. Controlled outputs, full data: A privacy-protecting infrastructure for MOOC data. *British Journal of Educational Technology* 53, 4 (2022), 756–775. doi:10.1111/bjet.13231
 - [167] Stephen Hutt, Sanchari Das, and Ryan S Baker. 2023. The Right to Be Forgotten and Educational Data Mining: Challenges and Paths Forward. In *Proceedings of the 16th International Conference on Educational Data Mining*, Mingyu Feng, Tanja Käser, and Partha Talukdar (Eds.). International Educational Data Mining Society, Bengaluru, India, 251–259. doi:10.5281/zenodo.8115655
 - [168] Kevin Hwang, Kenneth Wang, Maryam Alomair, Fow-Sen Choa, and Lujie Karen Chen. 2024. Towards Automated Multiple Choice Question Generation and Evaluation: Aligning with Bloom’s Taxonomy. In *Artificial Intelligence in Education*, Andrew M. Olney, Irene-Angelica Chounta, Zitao Liu, Olga C. Santos, and Ig Ibert Bittencourt (Eds.). Springer Nature Switzerland, Cham, 389–396. doi:10.1007/978-3-031-64299-9_35
 - [169] International Educational Data Mining Society. 2024. The Best Publicly Available Educational Data Set Prize. Online, accessed February 5, 2025. <https://educationaldatamining.org/data-set-awards/>
 - [170] International Educational Data Mining Society. 2025. Instructions for Authors. Online, accessed February 5, 2025. <https://educationaldatamining.org/edm2025/instructions-for-authors/>
 - [171] Internet Archive. 2025. Wayback Machine. Online, accessed February 5, 2025. <https://web.archive.org/>
 - [172] Lan Jiang, Clara Belitz, and Nigel Bosch. 2024. Synthetic Dataset Generation for Fairer Unfairness Research. In *Proceedings of the 14th Learning Analytics and Knowledge Conference* (Kyoto, Japan) (LAK ’24). Association for Computing Machinery, New York, NY, USA, 200–209. doi:10.1145/3636555.3636868
 - [173] Benny Johnson, Jeff Dittel, and Rachel Van Campenhout. 2024. Investigating Student Ratings with Features of Automatically Generated Questions: A Large-Scale Analysis using Data from Natural Learning Contexts. In *Proceedings of the 17th International Conference on Educational Data Mining*, Benjamin Paaßen and Carrie Demmans Epp (Eds.). International Educational Data Mining Society, Atlanta, Georgia, USA, 194–202. doi:10.5281/zenodo.12729796
 - [174] Philip I. Pavlik Jr. and Luke G. Eglington. 2023. Automated Search for Logistic Knowledge Tracing Models. In *Proceedings of the 16th International Conference on Educational Data Mining*, Mingyu Feng, Tanja Käser, and Partha Talukdar (Eds.). International Educational Data Mining Society, Bengaluru, India, 17–27. doi:10.5281/zenodo.8115673
 - [175] Kaggle. 2025. Kaggle: Your Machine Learning and Data Science Community. Online, accessed February 5, 2025. <https://www.kaggle.com>
 - [176] Hamid Karimi, Tyler Derr, Jiangtao Huang, and Jiliang Tang. 2020. Online Academic Course Performance Prediction using Relational Graph Convolutional Neural Network. In *Proceedings of the 13th International Conference on Educational Data Mining*, Anna N. Rafferty, Jacob Whitehill, Cristóbal Romero, and Violetta Cavalli-Sforza (Eds.). International Educational Data Mining Society, Massachusetts, USA, 7 pages. https://educationaldatamining.org/files/conferences/EDM2020/papers/paper_45.pdf
 - [177] Shamyia Karumbaiah, Andrew Lan, Sachit Nagpal, Ryan S. Baker, Anthony Botelho, and Neil Heffernan. 2021. Using Past Data to Warm Start Active Machine Learning: Does Context Matter?. In *LAK21: 11th International Learning Analytics and Knowledge Conference* (Irvine, CA, USA) (LAK21). Association for Computing Machinery, New York, NY, USA, 151–160. doi:10.1145/3448139.3448154
 - [178] Reet Kasepalu, Luis P. Prieto, Tobias Ley, and Pankaj Chejara. 2022. Teacher Artificial Intelligence-Supported Pedagogical Actions in Collaborative Learning Coregulation: A Wizard-of-Oz Study. *Frontiers in Education* 7 (2022), 15 pages. doi:10.3389/feduc.2022.736194
 - [179] Tanja Käser and Giora Alexandron. 2024. Simulated Learners in Educational Technology: A Systematic Literature Review and a Turing-like Test. *International Journal of Artificial Intelligence in Education* 34, 2 (2024), 545–585. doi:10.1007/s40593-023-00337-2
 - [180] Ummul-Kiram Kathawalla, Priya Silverstein, and Moin Syed. 2021. Easing Into Open Science: A Guide for Graduate Students and Their Advisors. *Collabra: Psychology* 7, 1 (01 2021), 18684. doi:10.1525/collabra.18684

- [181] Sandra Katz, John Connelly, and Christine Wilson. 2007. Out of the Lab and into the Classroom: An Evaluation of Reflective Dialogue in Andes. In *Proceedings of the 2007 Conference on Artificial Intelligence in Education: Building Technology Rich Learning Contexts That Work*. IOS Press, NLD, 425–432. <https://dl.acm.org/doi/10.5555/1563601.1563669>
- [182] Markelle Kelly, Rachel Longjohn, and Kolby Nottingham. 2025. The UCI Machine Learning Repository. Online, accessed February 5, 2025. <https://archive.ics.uci.edu>
- [183] Aniruddha Kembhavi, Minjoon Seo, Dustin Schwenk, Jonghyun Choi, Ali Farhadi, and Hannaneh Hajishirzi. 2017. Are You Smarter Than a Sixth Grader? Textbook Question Answering for Multimodal Machine Comprehension. In *Conference on Computer Vision and Pattern Recognition (CVPR)*. IEEE, New York, NY, USA, 5376–5384. doi:10.1109/CVPR.2017.571
- [184] Muhammad Fawad Akbar Khan, Max Ramsdell, Erik Falor, and Hamid Karimi. 2024. Assessing the Promise and Pitfalls of ChatGPT for Automated CS1-driven Code Generation. In *Proceedings of the 17th International Conference on Educational Data Mining*, Benjamin Paaßen and Carrie Demmans Epp (Eds.), International Educational Data Mining Society, Atlanta, Georgia, USA, 83–95. doi:10.5281/zenodo.12729778
- [185] Mashael Khayyat and Frank Bannister. 2015. Open data licensing: more than meets the eye. *Information Polity* 20, 4 (2015), 231–252. doi:10.3233/IP-150357
- [186] Ibrahim Khebour, Richard Brutti, Indrani Dey, Rachel Dickler, Kelsey Sikes, Kenneth Lai, Mariah Bradford, Brittany Cates, Paige Hansen, Changsoo Jung, Brett Wisniewski, Corbyn Terpstra, Leanne Hirshfield, Sadhana Puntambekar, Nathaniel Blanchard, James Pustejovsky, and Nikhil Krishnaswamy. 2024. When Text and Speech are Not Enough: A Multimodal Dataset of Collaboration in a Situated Task. *Journal of Open Humanities Data* 10 (Jan 2024), 7. doi:10.5334/johd.168
- [187] Byungsoo Kim, Hangyeol Yu, Dongmin Shin, and Youngduck Choi. 2021. Knowledge Transfer by Discriminative Pre-training for Academic Performance Prediction. In *Proceedings of the 14th International Conference on Educational Data Mining*, Sharon I-Han Hsiao, Shaghayegh (Sherry) Sahebi, François Bouchet, and Jill-Jënn Vie (Eds.), International Educational Data Mining Society, Massachusetts, USA, 8 pages. https://educationaldatamining.org/EDM2021/virtual/static/pdf/EDM21_paper_101.pdf
- [188] Kirsty Kitto, Catherine A. Manly, Rebecca Ferguson, and Oleksandra Poquet. 2023. Towards more replicable content analysis for learning analytics. In *LAK23: 13th International Learning Analytics and Knowledge Conference* (Arlington, TX, USA) (LAK2023). Association for Computing Machinery, New York, NY, USA, 303–314. doi:10.1145/3576050.3576096
- [189] Kenneth R Koedinger, Ryan Sjd Baker, Kyle Cunningham, Alida Skogsholm, Brett Leber, and John Stamper. 2010. *A data repository for the EDM community: The PSLC DataShop*. Vol. 43. CRC Press, Boca Raton, FL, 43–56. <https://www.taylorfrancis.com/chapters/edit/10.1201/b10274-10/data-repository-edm-community-pslc-datashop-kenneth-koedinger-ryan-baker-kyle-cunningham-alida-skogsholm-brett-leber-john-stamper>
- [190] Kenneth R Koedinger, Ryan Sjd Baker, Kyle Cunningham, Alida Skogsholm, Brett Leber, and John Stamper. 2025. DataShop @CMU. Online, accessed February 5, 2025. <https://pslcdatashop.web.cmu.edu/index.jsp>
- [191] Charles Koutchme. 2023. Training Language Models for Programming Feedback Using Automated Repair Tools. In *Artificial Intelligence in Education*, Ning Wang, Genaro Rebollo-Mendez, Noboru Matsuda, Olga C. Santos, and Vania Dimitrova (Eds.), Springer Nature Switzerland, Cham, 830–835. doi:10.1007/978-3-031-36272-9_79
- [192] Charles Koutchme, Sami Sarsa, Juho Leinonen, Arto Hellas, and Paul Denny. 2023. Automated Program Repair Using Generative Models for Code Infilling. In *Artificial Intelligence in Education*, Ning Wang, Genaro Rebollo-Mendez, Noboru Matsuda, Olga C. Santos, and Vania Dimitrova (Eds.), Springer Nature Switzerland, Cham, 798–803. doi:10.1007/978-3-031-36272-9_74
- [193] Jakub Kuzilek, Martin Hlosta, and Zdenek Zdráhal. 2017. Open University Learning Analytics dataset. *Scientific Data* 4, 1 (2017), 170171. doi:10.1038/sdata.2017.171
- [194] Guokun Lai, Qizhe Xie, Hanxiao Liu, Yiming Yang, and Eduard Hovy. 2017. RACE: Large-scale ReAding Comprehension Dataset From Examinations. In *Proceedings of the 2017 Conference on Empirical Methods in Natural Language Processing*, Martha Palmer, Rebecca Hwa, and Sebastian Riedel (Eds.), Association for Computational Linguistics, Copenhagen, Denmark, 785–794. doi:10.18653/v1/D17-1082
- [195] Sébastien Lallé, François Bouchet, Mélina Verger, and Vanda Luengo. 2024. Fairness of MOOC Completion Predictions Across Demographics and Contextual Variables. In *Artificial Intelligence in Education*, Andrew M. Olney, Irene-Angelica Chounta, Zitao Liu, Olga C. Santos, and Ig Ibert Bittencourt (Eds.), Springer Nature Switzerland, Cham, 379–393. doi:10.1007/978-3-031-64302-6_27
- [196] Salima Lamsiyah, Abdelkader El Mahdaouy, Aria Nourbakhsh, and Christoph Schommer. 2024. Fine-Tuning a Large Language Model with Reinforcement Learning for Educational Question Generation. In *Artificial Intelligence in Education*, Andrew M. Olney, Irene-Angelica Chounta, Zitao Liu, Olga C. Santos, and Ig Ibert Bittencourt (Eds.), Springer Nature Switzerland, Cham, 424–438. doi:10.1007/978-3-031-64302-6_30
- [197] Charles Lang, George Siemens, Alyssa Wise, and Dragan Gašević (Eds.). 2017. *Handbook of Learning Analytics* (1st ed.). Society for Learning Analytics Research (SoLAR), Alberta, Canada. doi:10.18608/hla17
- [198] Mina Lee, Percy Liang, and Qian Yang. 2022. CoAuthor: Designing a Human-AI Collaborative Writing Dataset for Exploring Language Model Capabilities. In *Proceedings of the 2022 CHI Conference on Human Factors in Computing Systems* (New Orleans, LA, USA) (CHI '22). Association for Computing Machinery, New York, NY, USA, 19 pages. doi:10.1145/3491102.3502030
- [199] Morgan Lee, Abubakir Siedahmed, and Neil Heffernan. 2024. Expert Features for a Student Support Recommendation Contextual Bandit Algorithm. In *Proceedings of the 14th Learning Analytics and Knowledge Conference* (Kyoto, Japan) (LAK '24). Association for Computing Machinery, New York, NY, USA, 864–870. doi:10.1145/3636555.3636909
- [200] Juho Leinonen, Petri Ihtantola, and Arto Hellas. 2017. Preventing Keystroke Based Identification in Open Data Sets. In *Proceedings of the Fourth (2017) ACM Conference on Learning @ Scale* (Cambridge, Massachusetts, USA) (L@S '17). Association for Computing Machinery, New York, NY,

- USA, 101–109. doi:10.1145/3051457.3051458
- [201] Bernardo Leite and Henrique Lopes Cardoso. 2023. Towards Enriched Controllability for Educational Question Generation. In *Artificial Intelligence in Education*, Ning Wang, Genaro Rebolledo-Mendez, Noboru Matsuda, Olga C. Santos, and Vania Dimitrova (Eds.). Springer Nature Switzerland, Cham, 786–791. doi:10.1007/978-3-031-36272-9_72
- [202] Nathan Levin, Ryan Baker, Nidhi Nasir, Stephen Fancsali, and Stephen Hutt. 2022. Evaluating Gaming Detector Model Robustness Over Time. In *Proceedings of the 15th International Conference on Educational Data Mining*, Antonija Mitrovic and Nigel Bosch (Eds.). International Educational Data Mining Society, Durham, United Kingdom, 398–405. doi:10.5281/zenodo.6852962
- [203] Lin Li, Zachari Swiecki, Dragan Gašević, and Guanliang Chen. 2022. Popularity Prediction in MOOCs: A Case Study on Udemy. In *Artificial Intelligence in Education*, Maria Mercedes Rodrigo, Noburu Matsuda, Alexandra I. Cristea, and Vania Dimitrova (Eds.). Springer International Publishing, Cham, 607–613. doi:10.1007/978-3-031-11644-5_56
- [204] Yuheng Li, Mladen Rakovic, Boon Xin Poh, Dragan Gasevic, and Guanliang Chen. 2022. Automatic Classification of Learning Objectives Based on Bloom's Taxonomy. In *Proceedings of the 15th International Conference on Educational Data Mining*, Antonija Mitrovic and Nigel Bosch (Eds.). International Educational Data Mining Society, Durham, United Kingdom, 530–537. doi:10.5281/zenodo.6853191
- [205] Zhi Li, Cheng Ren, Xianyou Li, and Zachary A. Pados. 2021. Learning Skill Equivalencies Across Platform Taxonomies. In *LAK21: 11th International Learning Analytics and Knowledge Conference* (Irvine, CA, USA) (LAK21). Association for Computing Machinery, New York, NY, USA, 354–363. doi:10.1145/3448139.3448173
- [206] Zhaobin Li, Luna Yee, Nathaniel Sauerberg, Irene Sakson, Joseph Jay Williams, and Anna N. Rafferty. 2020. Getting too personal(ized): The importance of feature choice in online adaptive algorithms. In *Proceedings of the 13th International Conference on Educational Data Mining*, Anna N. Rafferty, Jacob Whitehill, Cristóbal Romero, and Violetta Cavalli-Sforza (Eds.). International Educational Data Mining Society, Massachusetts, USA, 12 pages. https://educationaldatamining.org/files/conferences/EDM2020/papers/paper_124.pdf
- [207] Derrick Lin, James Koppel, Angela Chen, and Armando Solar-Lezama. 2017. QuixBugs: a multi-lingual program repair benchmark set based on the quixey challenge. In *Proceedings Companion of the 2017 ACM SIGPLAN International Conference on Systems, Programming, Languages, and Applications: Software for Humanity* (Vancouver, BC, Canada) (SPLASH Companion 2017). Association for Computing Machinery, New York, NY, USA, 55–56. doi:10.1145/3135932.3135941
- [208] Yuanguo Lin, Hong Chen, Wei Xia, Fan Lin, Zongyue Wang, and Yong Liu. 2024. A Comprehensive Survey on Deep Learning Techniques in Educational Data Mining. <https://arxiv.org/abs/2309.04761>
- [209] Qinyi Liu, Mohammad Khalil, Jelena Jovanovic, and Ronas Shakya. 2024. Scaling While Privacy Preserving: A Comprehensive Synthetic Tabular Data Generation and Evaluation in Learning Analytics. In *Proceedings of the 14th Learning Analytics and Knowledge Conference* (Kyoto, Japan) (LAK '24). Association for Computing Machinery, New York, NY, USA, 620–631. doi:10.1145/3636555.3636921
- [210] Qiongqiong Liu, Tianqiao Liu, Jiafu Zhao, Qiang Fang, Wenbiao Ding, Zhongqin Wu, Feng Xia, Jiliang Tang, and Zitao Liu. 2021. Solving ESL Sentence Completion Questions via Pre-trained Neural Language Models. In *Artificial Intelligence in Education*, Ido Roll, Danielle McNamara, Sergey Sosnovsky, Rose Luckin, and Vania Dimitrova (Eds.). Springer International Publishing, Cham, 256–261. doi:10.1007/978-3-030-78270-2_46
- [211] Kyle Lo, Lucy Lu Wang, Mark Neumann, Rodney Kinney, and Daniel S. Weld. 2020. S2ORC: The Semantic Scholar Open Research Corpus. In *Proceedings of the 58th Annual Meeting of the Association for Computational Linguistics, ACL 2020, Online, July 5-10, 2020*, Dan Jurafsky, Joyce Chai, Natalie Schluter, and Joel R. Tetreault (Eds.). Association for Computational Linguistics, Online, 4969–4983. doi:10.18653/V1/2020.ACL-MAIN.447
- [212] Hyunbin Loh, Dongmin Shin, Seewoo Lee, Jineon Baek, Chanyoung Hwang, Youngnam Lee, Yeongmin Cha, Soonwoo Kwon, Juneyoung Park, and Youngduck Choi. 2021. Recommendation for Effective Standardized Exam Preparation. In *LAK21: 11th International Learning Analytics and Knowledge Conference* (Irvine, CA, USA) (LAK21). Association for Computing Machinery, New York, NY, USA, 397–404. doi:10.1145/3448139.3448177
- [213] Jaylin Lowe, Charlotte Z. Mann, Jiaying Wang, Adam Sales, and Johann A. Gagnon-Bartsch. 2024. Power Calculations for Randomized Controlled Trials with Auxiliary Observational Data. In *Proceedings of the 17th International Conference on Educational Data Mining*, Benjamin Paaßen and Carrie Demmans Epp (Eds.). International Educational Data Mining Society, Atlanta, Georgia, USA, 469–475. doi:10.5281/zenodo.12729862
- [214] Chang Lu and Maria Cutumisu. 2021. Integrating Deep Learning into An Automated Feedback Generation System for Automated Essay Scoring. In *Proceedings of the 14th International Conference on Educational Data Mining*, Sharon I-Han Hsiao, Shaghayegh (Sherry) Sahebi, François Bouchet, and Jill-Jënn Vie (Eds.). International Educational Data Mining Society, Massachusetts, USA, 7 pages. https://educationaldatamining.org/EDM2021/virtual/static/pdf/EDM21_paper_74.pdf
- [215] Yu Lu, Deliang Wang, Qinggang Meng, and Penghe Chen. 2020. Towards Interpretable Deep Learning Models for Knowledge Tracing. In *Artificial Intelligence in Education*, Ig Ibert Bittencourt, Mutlu Cukurova, Kasia Muldner, Rose Luckin, and Eva Millán (Eds.). Springer International Publishing, Cham, 185–190. doi:10.1007/978-3-030-52240-7_34
- [216] Mithu Lucraft, Grace Baynes, Katie Allin, Iain Hrynaskiewicz, and Varsha Khodiyar. 2019. *Five Essential Factors for Data Sharing*. White Paper. Springer Nature. doi:10.6084/m9.figshare.7807949.v2
- [217] Wencan Luo and Diane J. Litman. 2016. Determining the Quality of a Student Reflective Response. In *Proceedings of the Twenty-Ninth International Florida Artificial Intelligence Research Society Conference, FLAIRS 2016, Key Largo, Florida, USA, May 16-18, 2016*, Zdravko Markov and Ingrid Russell (Eds.). AAAI Press, Washington, DC, U.S., 226–231. <http://www.aaai.org/ocs/index.php/FLAIRS/FLAIRS16/paper/view/12798>
- [218] Boxuan Ma, Gayan Prasad Hettiarachchi, Sora Fukui, and Yuji Ando. 2023. Each Encounter Counts: Modeling Language Learning and Forgetting. In *LAK23: 13th International Learning Analytics and Knowledge Conference* (Arlington, TX, USA) (LAK2023). Association for Computing Machinery, New York, NY, USA, 79–88. doi:10.1145/3576050.3576062

- [219] Ahmed Magooda, Diane Litman, Ahmed Ashraf, and Muhsin Menekse. 2022. Improving the Quality of Students' Written Reflections Using Natural Language Processing: Model Design and Classroom Evaluation. In *Artificial Intelligence in Education*, Maria Mercedes Rodrigo, Noburu Matsuda, Alexandra I. Cristea, and Vania Dimitrova (Eds.). Springer International Publishing, Cham, 519–525. doi:10.1007/978-3-031-11644-5_43
- [220] Ali Malik, Mike Wu, Vrinda Vasavada, Jinpeng Song, Madison Coots, John Mitchell, Noah Goodman, and Chris Piech. 2021. Generative Grading: Near Human-level Accuracy for Automated Feedback on Richly Structured Problems. In *Proceedings of the 14th International Conference on Educational Data Mining*, Sharon I-Han Hsiao, Shaghayegh (Sherry) Sahebi, François Bouchet, and Jill-Jënn Vie (Eds.). International Educational Data Mining Society, Massachusetts, USA, 12 pages. https://educationaldatamining.org/EDM2021/virtual/static/pdf/EDM21_paper_94.pdf
- [221] Charlotte Z. Mann, Jiaying Wang, Adam Sales, and Johann A. Gagnon-Bartsch. 2024. Using Publicly Available Auxiliary Data to Improve Precision of Treatment Effect Estimation in a Randomized Efficacy Trial. In *Proceedings of the 17th International Conference on Educational Data Mining*, Benjamin Paaßen and Carrie Demmans Epp (Eds.). International Educational Data Mining Society, Atlanta, Georgia, USA, 518–525. doi:10.5281/zenodo.12729874
- [222] Henry B Mann. 1945. Nonparametric tests against trend. *Econometrica: Journal of the econometric society* 13, 3 (1945), 245–259. doi:10.2307/1907187
- [223] Jeziel Marinho, Rafael Anchieta, and Raimundo Moura. 2021. Essay-BR: a Brazilian Corpus of Essays. In *Anais do III Dataset Showcase Workshop* (Rio de Janeiro). SBC, Porto Alegre, RS, Brasil, 53–64. doi:10.5753/dsw.2021.17414
- [224] Wemerson Marinho, Esteban Walter Clua, Luis Martí, and Karla Marinho. 2023. Predicting Item Response Theory Parameters Using Question Statements Texts. In *LAK23: 13th International Learning Analytics and Knowledge Conference* (Arlington, TX, USA) (LAK2023). Association for Computing Machinery, New York, NY, USA, 1–10. doi:10.1145/3576050.3576139
- [225] Craig Martell. 2018. NPS Chat. <https://www.kaggle.com/datasets/nltkdata/nps-chat>
- [226] Jeffrey Matayoshi and Shamyia Karumbaiah. 2021. Using Marginal Models to Adjust for Statistical Bias in the Analysis of State Transitions. In *LAK21: 11th International Learning Analytics and Knowledge Conference* (Irvine, CA, USA) (LAK21). Association for Computing Machinery, New York, NY, USA, 449–455. doi:10.1145/3448139.3448182
- [227] Santosh A. Mathan and Kenneth R. Koedinger. 2005. Fostering the Intelligent Novice: Learning From Errors With Metacognitive Tutoring. *Educational Psychologist* 40, 4 (2005), 257–265. doi:10.1207/s15326985ep4004_7
- [228] Sandeep Mathias and Pushpak Bhattacharyya. 2018. ASAP++: Enriching the ASAP Automated Essay Grading Dataset with Essay Attribute Scores. In *Proceedings of the Eleventh International Conference on Language Resources and Evaluation (LREC 2018)*, Nicoletta Calzolari, Khalid Choukri, Christopher Cieri, Thierry Declerck, Sara Goggi, Koiti Hasida, Hitoshi Isahara, Bente Maegaard, Joseph Mariani, Hélène Mazo, Asuncion Moreno, Jan Odijk, Stelios Piperidis, and Takenobu Tokunaga (Eds.). European Language Resources Association (ELRA), Miyazaki, Japan, 5 pages. <https://aclanthology.org/L18-1187/>
- [229] Bruce M. McLaren, Krista E. DeLeeuw, and Richard E. Mayer. 2011. Polite web-based intelligent tutors: Can they improve learning in classrooms? *Computers & Education* 56, 3 (2011), 574–584. doi:10.1016/j.compedu.2010.09.019
- [230] Hunter McNichols, Mengxue Zhang, and Andrew Lan. 2023. Algebra Error Classification with Large Language Models. In *Artificial Intelligence in Education*, Ning Wang, Genaro Rebollo-Mendez, Noboru Matsuda, Olga C. Santos, and Vania Dimitrova (Eds.). Springer Nature Switzerland, Cham, 365–376. doi:10.1007/978-3-031-36272-9_30
- [231] Michelle N. Meyer. 2018. Practical Tips for Ethical Data Sharing. *Advances in Methods and Practices in Psychological Science* 1, 1 (2018), 131–144. doi:10.1177/2515245917747656
- [232] Marian Cristian Mihaescu and Paul Stefan Popescu. 2021. Review on publicly available datasets for educational data mining. *WIREs Data Mining and Knowledge Discovery* 11, 3 (2021), e1403. doi:10.1002/widm.1403
- [233] Ministério da Educação. 2020. Enem – Instituto Nacional de Estudos e Pesquisas Educacionais Anísio Teixeira. <https://www.gov.br/inep/pt-br/acesso-a-informacao/dados-abertos/microdados/enem>
- [234] Tomoya Mizumoto, Hiroki Ouchi, Yoriko Isobe, Paul Reisert, Ryo Nagata, Satoshi Sekine, and Kentaro Inui. 2019. Analytic Score Prediction and Justification Identification in Automated Short Answer Scoring. In *Proceedings of the Fourteenth Workshop on Innovative Use of NLP for Building Educational Applications*, Helen Yannakoudakis, Ekaterina Kochmar, Claudia Leacock, Nitin Madnani, Ildikó Pilán, and Torsten Zesch (Eds.). Association for Computational Linguistics, Florence, Italy, 316–325. doi:10.18653/v1/W19-4433
- [235] Steven Moore, Eamon Costello, Huy A. Nguyen, and John Stamper. 2024. An Automatic Question Usability Evaluation Toolkit. In *Artificial Intelligence in Education*, Andrew M. Olney, Irene-Angelica Chounta, Zitao Liu, Olga C. Santos, and Ig Ibert Bittencourt (Eds.). Springer Nature Switzerland, Cham, 31–46. doi:10.1007/978-3-031-64299-9_3
- [236] Benjamin Motz, Christopher Brooks, Joshua Quick, Yoav Bergner, Geraldine Gray, Charles Lang, Warren Li, and Fernando Marmolejo-Ramos. 2022. A Baseline Measure of Open Research Practices in Learning Analytics. doi:10.35542/osf.io/325d7
- [237] Peter Murray-Rust. 2008. Open data in science. *Nature Precedings* 2008 (2008), 23 pages. doi:10.1038/npre.2008.1526.1
- [238] Alireza A. Namanloo, Julie Thorpe, and Amirali Salehi-Abari. 2022. Improving Peer Assessment with Graph Neural Networks. In *Proceedings of the 15th International Conference on Educational Data Mining*, Antonija Mitrovic and Nigel Bosch (Eds.). International Educational Data Mining Society, Durham, United Kingdom, 325–332. doi:10.5281/zenodo.6853014
- [239] Jauwairia Nasir, Aditi Kothiyal, Haoyu Sheng, and Pierre Dillenbourg. 2023. To speak or not to speak, and what to speak, when doing task actions collaboratively. In *Proceedings of the 16th International Conference on Educational Data Mining*, Mingyu Feng, Tanja Käser, and Partha Talukdar (Eds.). International Educational Data Mining Society, Bengaluru, India, 194–206. doi:10.5281/zenodo.8115689

- [240] Jauwairia Nasir, Utku Norman, Barbara Bruno, and Pierre Dillenbourg. 2020. When Positive Perception of the Robot Has No Effect on Learning. In *2020 29th IEEE International Conference on Robot and Human Interactive Communication (RO-MAN)*. IEEE, New York, NY, USA, 313–320. doi:10.1109/RO-MAN47096.2020.9223343
- [241] Jonathan Nau, Rudimar Luís Dazzi, Aluizio Haendchen Filho, and Anita Fernandes. 2020. Processamento do Discurso em Textos Dissertativos-Argumentativos: Uma Abordagem Baseada em Mineração de Argumentos e Aprendizado Supervisionado de Máquina. In *Anais do XLVII Seminário Integrado de Software e Hardware* (Cuiabá). SBC, Porto Alegre, RS, Brasil, 48–59. doi:10.5753/semish.2020.11316
- [242] Manh Hung Nguyen, Sebastian Tschiatschek, and Adish Singla. 2024. Large Language Models for In-Context Student Modeling: Synthesizing Student's Behavior in Visual Programming. In *Proceedings of the 17th International Conference on Educational Data Mining*, Benjamin Paaßen and Carrie Demmans Epp (Eds.). International Educational Data Mining Society, Atlanta, Georgia, USA, 341–348. doi:10.5281/zenodo.12729830
- [243] Utku Norman, Tanvi Dinkar, Barbara Bruno, and Chloé Clavel. 2022. Studying Alignment in a Collaborative Learning Activity via Automatic Methods: The Link Between What We Say and Do. <https://arxiv.org/abs/2104.04429>
- [244] OECD. 2020. Global Teaching InSights: A Video Study of Teaching. doi:10.1787/20d6f36b-en
- [245] Hilário Oliveira, Rafael Ferreira Mello, Bruno Alexandre Barreiros Rosa, Mladen Rakovic, Pericles Miranda, Thiago Cordeiro, Seiji Isotani, Ig Bittencourt, and Dragan Gasevic. 2023. Towards explainable prediction of essay cohesion in Portuguese and English. In *LAK23: 13th International Learning Analytics and Knowledge Conference* (Arlington, TX, USA) (LAK2023). Association for Computing Machinery, New York, NY, USA, 509–519. doi:10.1145/3576050.3576152
- [246] Andrew M. Olney. 2022. Assessing Readability by Filling Cloze Items with Transformers. In *Artificial Intelligence in Education*, Maria Mercedes Rodrigo, Noburu Matsuda, Alexandra I. Cristea, and Vania Dimitrova (Eds.). Springer International Publishing, Cham, 307–318. doi:10.1007/978-3-031-11644-5_25
- [247] Simon Ostermann, Michael Roth, and Manfred Pinkal. 2019. MCScript2.0: A Machine Comprehension Corpus Focused on Script Events and Participants. In *Proceedings of the Eighth Joint Conference on Lexical and Computational Semantics (*SEM 2019)*, Rada Mihalcea, Ekaterina Shutova, Lun-Wei Ku, Kilian Evang, and Soujanya Poria (Eds.). Association for Computational Linguistics, Minneapolis, Minnesota, 103–117. doi:10.18653/v1/S19-1012
- [248] Yuanxin Ouyang, Yucong Zhou, Hongbo Zhang, Wenge Rong, and Zhang Xiong. 2021. PAKT: A Position-Aware Self-attentive Approach for Knowledge Tracing. In *Artificial Intelligence in Education*, Ido Roll, Danielle McNamara, Sergey Sosnovsky, Rose Luckin, and Vania Dimitrova (Eds.). Springer International Publishing, Cham, 285–289. doi:10.1007/978-3-030-78270-2_51
- [249] Benjamin Paaßen, Malwina Dywel, Melanie Fleckenstein, and Niels Pinkwart. 2022. Sparse Factor Autoencoders for Item Response Theory. In *Proceedings of the 15th International Conference on Educational Data Mining*, Antonija Mitrovic and Nigel Bosch (Eds.). International Educational Data Mining Society, Durham, United Kingdom, 17–26. doi:10.5281/zenodo.6853067
- [250] Matthew J Page, Joanne E McKenzie, Patrick M Bossuyt, Isabelle Boutron, Tammy C Hoffmann, Cynthia D Mulrow, Larissa Shamseer, Jennifer M Tetzlaff, Elie A Akl, Sue E Brennan, Roger Chou, Julie Glanville, Jeremy M Grimshaw, Asbjørn Hróbjartsson, Manoj M Lalu, Tianjing Li, Elizabeth W Loder, Evan Mayo-Wilson, Steve McDonald, Luke A McGuinness, Lesley A Stewart, James Thomas, Andrea C Tricco, Vivian A Welch, Penny Whiting, and David Moher. 2021. The PRISMA 2020 statement: an updated guideline for reporting systematic reviews. *BMJ* 372 (2021), 9 pages. doi:10.1136/bmj.n71
- [251] Chenguang Pan and Zhou Zhang. 2024. Examining the Algorithmic Fairness in Predicting High School Dropouts. In *Proceedings of the 17th International Conference on Educational Data Mining*, Benjamin Paaßen and Carrie Demmans Epp (Eds.). International Educational Data Mining Society, Atlanta, Georgia, USA, 262–269. doi:10.5281/zenodo.12729810
- [252] Zachary A. Pardos and Weijie Jiang. 2020. Designing for serendipity in a university course recommendation system. In *Proceedings of the Tenth International Conference on Learning Analytics and Knowledge* (Frankfurt, Germany) (LAK '20). Association for Computing Machinery, New York, NY, USA, 350–359. doi:10.1145/3375462.3375524
- [253] Thanaporn Patikorn, Ryan S. Baker, and Neil T. Heffernan. 2020. ASSISTments Longitudinal Data Mining Competition Special Issue: A Preface. *Journal of Educational Data Mining* 12, 2 (Aug. 2020), i–xi. doi:10.5281/zenodo.4008048
- [254] Guangyuan Piao. 2021. Recommending Knowledge Concepts on MOOC Platforms with Meta-path-based Representation Learning. In *Proceedings of the 14th International Conference on Educational Data Mining*, Sharon I-Han Hsiao, Shaghayegh (Sherry) Sahebi, François Bouchet, and Jill-Jënn Vie (Eds.). International Educational Data Mining Society, Massachusetts, USA, 8 pages. https://educationaldatamining.org/EDM2021/virtual/static/pdf/EDM21_paper_31.pdf
- [255] Chris Piech, Jonathan Bassen, Jonathan Huang, Surya Ganguli, Mehran Sahami, Leonidas Guibas, and Jascha Sohl-Dickstein. 2015. Deep Knowledge Tracing. In *Proceedings of the 29th International Conference on Neural Information Processing Systems - Volume 1* (Montreal, Canada) (NIPS'15). MIT Press, Cambridge, MA, USA, 505–513. <https://dl.acm.org/doi/10.5555/2969239.2969296>
- [256] Joelle Pineau, Philippe Vincent-Lamarre, Koustuv Sinha, Vincent Larivière, Alina Beygelzimer, Florence d'Alche Buc, Emily Fox, and Hugo Larochelle. 2021. Improving Reproducibility in Machine Learning Research (A Report from the NeurIPS 2019 Reproducibility Program). *Journal of Machine Learning Research* 22, 164 (2021), 1–20. <http://jmlr.org/papers/v22/20-303.html>
- [257] Bardh Prenkaj, Paola Velardi, Giovanni Stilo, Damiano Distanti, and Stefano Faralli. 2020. A Survey of Machine Learning Approaches for Student Dropout Prediction in Online Courses. *ACM Comput. Surv.* 53, 3, Article 57 (May 2020), 34 pages. doi:10.1145/3388792
- [258] Ethan Prihar, Manaal Syed, Korinn Ostrow, Stacy Shaw, Adam Sales, and Neil Heffernan. 2022. Exploring Common Trends in Online Educational Experiments. In *Proceedings of the 15th International Conference on Educational Data Mining*, Antonija Mitrovic and Nigel Bosch (Eds.). International

- Educational Data Mining Society, Durham, United Kingdom, 27–38. doi:10.5281/zenodo.6853041
- [259] Ethan Prihar, Kirk Vanacore, Adam Sales, and Neil Heffernan. 2023. Effective Evaluation of Online Learning Interventions with Surrogate Measures. In *Proceedings of the 16th International Conference on Educational Data Mining*, Mingyu Feng, Tanja Käser, and Partha Talukdar (Eds.). International Educational Data Mining Society, Bengaluru, India, 318–324. doi:10.5281/zenodo.8115703
- [260] Shi Pu and Lee Becker. 2022. Self-attention in Knowledge Tracing: Why It Works. In *Artificial Intelligence in Education*, Maria Mercedes Rodrigo, Noburu Matsuda, Alexandra I. Cristea, and Vania Dimitrova (Eds.). Springer International Publishing, Cham, 731–736. doi:10.1007/978-3-031-11644-5_75
- [261] Shi Pu, Geoffrey Converse, and Yuchi Huang. 2021. Deep Performance Factors Analysis for Knowledge Tracing. In *Artificial Intelligence in Education*, Ido Roll, Danielle McNamara, Sergey Sosnovsky, Rose Luckin, and Vania Dimitrova (Eds.). Springer International Publishing, Cham, 331–341. doi:10.1007/978-3-030-78292-4_27
- [262] Shi Pu, Michael Yudelson, Lu Ou, and Yuchi Huang. 2020. Deep Knowledge Tracing with Transformers. In *Artificial Intelligence in Education*, Ig Ibert Bittencourt, Mutlu Cukurova, Kasia Muldner, Rose Luckin, and Eva Millán (Eds.). Springer International Publishing, Cham, 252–256. doi:10.1007/978-3-030-52240-7_46
- [263] Joshua Dallas Quick, Benjamin Motz, and Anastasia Morrone. 2023. Lost in Translation: Determining the Generalizability of Temporal Models across Course Contexts. In *LAK23: 13th International Learning Analytics and Knowledge Conference* (Arlington, TX, USA) (LAK2023). Association for Computing Machinery, New York, NY, USA, 273–283. doi:10.1145/3576050.3576092
- [264] Tai Le Quy, Arjun Roy, Gunnar Friege, and Eirini Ntouts. 2021. Fair-Capacitated Clustering. In *Proceedings of the 14th International Conference on Educational Data Mining*, Sharon I-Han Hsiao, Shaghayegh (Sherry) Sahebi, François Bouchet, and Jill-Jënn Vie (Eds.). International Educational Data Mining Society, Massachusetts, USA, 8 pages. https://educationaldatamining.org/EDM2021/virtual/static/pdf/EDM21_paper_184.pdf
- [265] Napol Rachatasumrit and Kenneth R. Koedinger. 2021. Toward Improving Student Model Estimates through Assistance Scores in Principle and in Practice. In *Proceedings of the 14th International Conference on Educational Data Mining*, Sharon I-Han Hsiao, Shaghayegh (Sherry) Sahebi, François Bouchet, and Jill-Jënn Vie (Eds.). International Educational Data Mining Society, Massachusetts, USA, 7 pages. https://educationaldatamining.org/EDM2021/virtual/static/pdf/EDM21_paper_105.pdf
- [266] Gopi Krishnan Rajbahadur, Erika Tuck, Li Zi, Dayi Lin, Boyuan Chen, Zhen Ming, Jiang, and Daniel M. German. 2022. Can I use this publicly available dataset to build commercial AI software? – A Case Study on Publicly Available Image Datasets. doi:10.48550/arXiv.2111.02374
- [267] Pranav Rajpurkar, Jian Zhang, Konstantin Lopyrev, and Percy Liang. 2016. SQuAD: 100, 000+ Questions for Machine Comprehension of Text. In *Proceedings of the 2016 Conference on Empirical Methods in Natural Language Processing, EMNLP*, Jian Su, Xavier Carreras, and Kevin Duh (Eds.). The Association for Computational Linguistics, Austin, TX, USA, 2383–2392. doi:10.18653/V1/D16-1264
- [268] Martina A. Rau, Vincent Alevén, Nikol Rummel, and Zachary A. Pardos. 2014. How Should Intelligent Tutoring Systems Sequence Multiple Graphical Representations of Fractions? A Multi-Methods Study. *Int. J. Artif. Intell. Educ.* 24, 2 (2014), 125–161. doi:10.1007/S40593-013-0011-7
- [269] Siyu Ren and Kenny Q. Zhu. 2021. Knowledge-Driven Distractor Generation for Cloze-Style Multiple Choice Questions. In *Thirty-Fifth AAAI Conference on Artificial Intelligence, AAAI 2021, Thirty-Third Conference on Innovative Applications of Artificial Intelligence, IAAI 2021, The Eleventh Symposium on Educational Advances in Artificial Intelligence, EAAI 2021, Virtual Event, February 2-9, 2021*. AAAI Press, Washington, DC, U.S., 4339–4347. doi:10.1609/aaai.v35i5.16559
- [270] RIKEN. 2020. RIKEN Dataset for Short Answer Assessment. doi:10.32130/rdata.3.1
- [271] Steven Ritter, John R. Anderson, Kenneth R. Koedinger, and Albert Corbett. 2007. Cognitive Tutor: Applied research in mathematics education. *Psychonomic Bulletin & Review* 14, 2 (2007), 249–255. doi:10.3758/BF03194060
- [272] Luiz Rodrigues, Armando Toda, Filipe Pereira, Paula T. Palomino, Ana C. T. Klock, Marcela Pessoa, David Oliveira, Isabela Gasparini, Elaine H. Teixeira, Alexandra I. Cristea, and Seiji Isotani. 2022. GARFIELD: A Recommender System to Personalize Gamified Learning. In *Artificial Intelligence in Education*, Maria Mercedes Rodrigo, Noburu Matsuda, Alexandra I. Cristea, and Vania Dimitrova (Eds.). Springer International Publishing, Cham, 666–672. doi:10.1007/978-3-031-11644-5_65
- [273] Anna Rogers, Olga Kovaleva, Matthew Downey, and Anna Rumshisky. 2020. Getting Closer to AI Complete Question Answering: A Set of Prerequisite Real Tasks. *Proceedings of the AAAI Conference on Artificial Intelligence* 34, 05 (Apr. 2020), 8722–8731. doi:10.1609/aaai.v34i05.6398
- [274] Cristobal Romero and Sebastian Ventura. 2020. Educational data mining and learning analytics: An updated survey. *Wiley Interdisciplinary Reviews: Data Mining and Knowledge Discovery* 10, 3 (2020), 21 pages. doi:10.1002/widm.1355
- [275] Cristobal Romero, Sebastian Ventura, Mykola Pechenizkiy, and Ryan SJD Baker (Eds.). 2010. *Handbook of educational data mining*. CRC Press, Boca Raton, FL, USA. doi:10.1201/b10274
- [276] Sherry Ruan, Wei Wei, and James Landay. 2021. Variational Deep Knowledge Tracing for Language Learning. In *LAK21: 11th International Learning Analytics and Knowledge Conference* (Irvine, CA, USA) (LAK21). Association for Computing Machinery, New York, NY, USA, 323–332. doi:10.1145/3448139.3448170
- [277] Miguel A. Rubio. 2020. Automated Prediction of Novice Programmer Performance Using Programming Trajectories. In *Artificial Intelligence in Education*, Ig Ibert Bittencourt, Mutlu Cukurova, Kasia Muldner, Rose Luckin, and Eva Millán (Eds.). Springer International Publishing, Cham, 268–272. doi:10.1007/978-3-030-52240-7_49
- [278] Sören Rüttgers, Ulrike Kuhl, and Benjamin Paaßen. 2024. Automatic Matchmaking in Two-Versus-Two Sports. In *Proceedings of the 17th International Conference on Educational Data Mining*, Benjamin Paaßen and Carrie Demmans Epp (Eds.). International Educational Data Mining Society, Atlanta, Georgia, USA, 458–468. doi:10.5281/zenodo.12729860

- [279] Sam Saarinen, Evan Cater, and Michael L. Littman. 2020. Applying prerequisite structure inference to adaptive testing. In *Proceedings of the Tenth International Conference on Learning Analytics and Knowledge (Frankfurt, Germany) (LAK '20)*. Association for Computing Machinery, New York, NY, USA, 422–427. doi:10.1145/3375462.3375541
- [280] Mehdi S.M. Sajjadi, Morteza Alamgir, and Ulrike von Luxburg. 2016. Peer Grading in a Course on Algorithms and Data Structures: Machine Learning Algorithms do not Improve over Simple Baselines. In *Proceedings of the Third (2016) ACM Conference on Learning @ Scale (Edinburgh, Scotland, UK) (L@S '16)*. Association for Computing Machinery, New York, NY, USA, 369–378. doi:10.1145/2876034.2876036
- [281] Adam Sales and John Pane. 2020. The effect of teachers reassigning students to new Cognitive Tutor sections. In *Proceedings of the 13th International Conference on Educational Data Mining*, Anna N. Rafferty, Jacob Whitehill, Cristóbal Romero, and Violetta Cavalli-Sforza (Eds.). Int. Educational Data Mining Society, Massachusetts, USA, 10 pages. https://educationaldatamining.org/files/conferences/EDM2020/papers/paper_111.pdf
- [282] Andrea Saltelli. 2002. Making best use of model evaluations to compute sensitivity indices. *Computer physics communications* 145, 2 (2002), 280–297.
- [283] Debopam Sanyal, Nigel Bosch, and Luc Paquette. 2020. Feature Selection Metrics: Similarities, Differences, and Characteristics of the Selected Models. In *Proceedings of the 13th International Conference on Educational Data Mining*, Anna N. Rafferty, Jacob Whitehill, Cristóbal Romero, and Violetta Cavalli-Sforza (Eds.). International Educational Data Mining Society, Massachusetts, USA, 12 pages. https://educationaldatamining.org/files/conferences/EDM2020/papers/paper_61.pdf
- [284] Tasuku Sato, Hiroaki Funayama, Kazuaki Hanawa, and Kentaro Inui. 2022. Plausibility and Faithfulness of Feature Attribution-Based Explanations in Automated Short Answer Scoring. In *Artificial Intelligence in Education*, Maria Mercedes Rodrigo, Noburu Matsuda, Alexandra I. Cristea, and Vania Dimitrova (Eds.). Springer International Publishing, Cham, 231–242. doi:10.1007/978-3-031-11644-5_19
- [285] David Saxton, Edward Grefenstette, Felix Hill, and Pushmeet Kohli. 2019. Analysing Mathematical Reasoning Abilities of Neural Models. <https://arxiv.org/abs/1904.01557>
- [286] Nadine Schulze Bernd and Irene-Angelica Chounta. 2024. Beyond the Grey Area: Exploring the Effectiveness of Scaffolding as a Learning Measure. In *Artificial Intelligence in Education*, Andrew M. Olney, Irene-Angelica Chounta, Zitao Liu, Olga C. Santos, and Ig Ibert Bittencourt (Eds.). Springer Nature Switzerland, Cham, 365–378. doi:10.1007/978-3-031-64302-6_26
- [287] Digital Science, Mark Hahnel, Graham Smith, henning schoenenberger, Niki Scaplehorn, and Laura Day. 2023. *The State of Open Data 2023*. White Paper. Springer Nature. doi:10.6084/m9.figshare.24428194.v1
- [288] Douglas Selent, Thanaporn Patikorn, and Neil Heffernan. 2016. ASSISTments Dataset from Multiple Randomized Controlled Experiments. In *Proceedings of the Third (2016) ACM Conference on Learning @ Scale (Edinburgh, Scotland, UK) (L@S '16)*. Association for Computing Machinery, New York, NY, USA, 181–184. doi:10.1145/2876034.2893409
- [289] John Self. 2016. The birth of IJAIED. *International journal of artificial intelligence in education* 26, 1 (2016), 4–12. doi:10.1007/s40593-015-0040-5
- [290] Jakki Seshapanpu. 2019. Students Performance in Exams. <https://www.kaggle.com/datasets/spscientist/students-performance-in-exams>
- [291] Burr Settles. 2017. *Replication Data for: A Trainable Spaced Repetition Model for Language Learning*. Harvard Dataverse. doi:10.7910/DVN/N8XJME
- [292] Burr Settles. 2018. *Data for the 2018 Duolingo Shared Task on Second Language Acquisition Modeling (SLAM)*. Harvard Dataverse. doi:10.7910/DVN/8SWHNO
- [293] Burr Settles, Chris Brust, Erin Gustafson, Masato Hagiwara, and Nitin Madhani. 2018. Second Language Acquisition Modeling. In *Proceedings of the Thirteenth Workshop on Innovative Use of NLP for Building Educational Applications*, Joel Tetreault, Jill Burstein, Ekaterina Kochmar, Claudia Leacock, and Helen Yannakoudakis (Eds.). Association for Computational Linguistics, New Orleans, Louisiana, 56–65. doi:10.18653/v1/W18-0506
- [294] Burr Settles and Brendan Meeder. 2016. A Trainable Spaced Repetition Model for Language Learning. In *Proceedings of the 54th Annual Meeting of the Association for Computational Linguistics (Volume 1: Long Papers)*, Katrin Erk and Noah A. Smith (Eds.). Association for Computational Linguistics, Berlin, Germany, 1848–1858. doi:10.18653/v1/P16-1174
- [295] Nabila Sghir, Amina Adadi, and Mohammed Lahmer. 2023. Recent advances in Predictive Learning Analytics: A decade systematic review (2012–2022). *Education and information technologies* 28, 7 (2023), 8299–8333. doi:10.1007/s10639-022-11536-0
- [296] Lele Sha, Mladen Rakovic, Alexander Whitelock-Wainwright, David Carroll, Dragan Gasevic, and Guanliang Chen. 2021. Which Hammer should I Use? A Systematic Evaluation of Approaches for Classifying Educational Forum Posts. In *Proceedings of the 14th International Conference on Educational Data Mining*, Sharon I-Han Hsiao, Shaghayegh (Sherry) Sahebi, François Bouchet, and Jill-Jënn Vie (Eds.). International Educational Data Mining Society, Massachusetts, USA, 12 pages. https://educationaldatamining.org/EDM2021/virtual/static/pdf/EDM21_paper_28.pdf
- [297] Tasmia Shahriar and Noboru Matsuda. 2023. What and How You Explain Matters: Inquisitive Teachable Agent Scaffolds Knowledge-Building for Tutor Learning. In *Artificial Intelligence in Education*, Ning Wang, Genaro Rebolledo-Mendez, Noboru Matsuda, Olga C. Santos, and Vania Dimitrova (Eds.). Springer Nature Switzerland, Cham, 126–138. doi:10.1007/978-3-031-36272-9_11
- [298] Anup Shakya, Vasile Rus, and Deepak Venugopal. 2023. Scalable and Equitable Math Problem Solving Strategy Prediction in Big Educational Data. In *Proceedings of the 16th International Conference on Educational Data Mining*, Mingyu Feng, Tanja Käser, and Partha Talukdar (Eds.). International Educational Data Mining Society, Bengaluru, India, 137–148. doi:10.5281/zenodo.8115669
- [299] Jia Tracy Shen, Michiharu Yamashita, Ethan Prihar, Neil Heffernan, Xintao Wu, Sean McGrew, and Dongwon Lee. 2021. Classifying Math Knowledge Components via Task-Adaptive Pre-Trained BERT. In *Artificial Intelligence in Education*, Ido Roll, Danielle McNamara, Sergey Sosnovsky, Rose Luckin, and Vania Dimitrova (Eds.). Springer International Publishing, Cham, 408–419. doi:10.1007/978-3-030-78292-4_33
- [300] Yang Shi, Min Chi, Tiffany Barnes, and Thomas Price. 2024. Evaluating Multi-Knowledge Component Interpretability of Deep Knowledge Tracing Models in Programming. In *Proceedings of the 17th International Conference on Educational Data Mining*, Benjamin Paaßen and Carrie Demmans

- Epp (Eds.). International Educational Data Mining Society, Atlanta, Georgia, USA, 288–295. doi:10.5281/zenodo.12729818
- [301] Yang Shi, Ye Mao, Tiffany Barnes, Min Chi, and Thomas W Price. 2021. More with Less: Exploring How to Use Deep Learning Effectively through Semi-Supervised Learning for Automatic Bug Detection in Student Code. In *Proceedings of the 14th International Conference on Educational Data Mining*, Sharon I-Han Hsiao, Shaghayegh (Sherry) Sahebi, François Bouchet, and Jill-Jënn Vie (Eds.). International Educational Data Mining Society, Massachusetts, USA, 8 pages. https://educationaldatamining.org/EDM2021/virtual/static/pdf/EDM21_paper_216.pdf
 - [302] Yang Shi, Robin Schmucker, Min Chi, Tiffany Barnes, and Thomas Price. 2023. KC-Finder: Automated Knowledge Component Discovery for Programming Problems. In *Proceedings of the 16th International Conference on Educational Data Mining*, Mingyu Feng, Tanja Käser, and Partha Talukdar (Eds.). International Educational Data Mining Society, Bengaluru, India, 28–39. doi:10.5281/zenodo.8115671
 - [303] Antonette Shibani. 2020. Constructing Automated Revision Graphs: A Novel Visualization Technique to Study Student Writing. In *Artificial Intelligence in Education*, Ig Ibert Bittencourt, Mutlu Cukurova, Kasia Muldner, Rose Luckin, and Eva Millán (Eds.). Springer International Publishing, Cham, 285–290. doi:10.1007/978-3-030-52240-7_52
 - [304] Antonette Shibani, Ratnavel Rajalakshmi, Faerie Mattins, Srivarshan Selvaraj, and Simon Knight. 2023. Visual representation of co-authorship with GPT-3: Studying human-machine interaction for effective writing. In *Proceedings of the 16th International Conference on Educational Data Mining*, Mingyu Feng, Tanja Käser, and Partha Talukdar (Eds.). International Educational Data Mining Society, Bengaluru, India, 183–193. doi:10.5281/zenodo.8115695
 - [305] Dongmin Shin, Yugeun Shim, Hangyeol Yu, Seewoo Lee, Byungsoo Kim, and Youngduck Choi. 2021. SAINT+: Integrating Temporal Features for EdNet Correctness Prediction. In *LAK21: 11th International Learning Analytics and Knowledge Conference* (Irvine, CA, USA) (LAK21). Association for Computing Machinery, New York, NY, USA, 490–496. doi:10.1145/3448139.3448188
 - [306] Mary Ann Simpson, Kole A. Norberg, and Stephen E. Fancsali. 2024. Replicating an “Astonishing Regularity in Student Learning Rate”. In *Proceedings of the 17th International Conference on Educational Data Mining*, Benjamin Paaßen and Carrie Demmans Epp (Eds.). International Educational Data Mining Society, Atlanta, Georgia, USA, 420–425. doi:10.5281/zenodo.12729850
 - [307] Anjali Singh, Christopher Brooks, Xu Wang, Warren Li, Juho Kim, and Deepti Wilson. 2024. Bridging Learnersourcing and AI: Exploring the Dynamics of Student-AI Collaborative Feedback Generation. In *Proceedings of the 14th Learning Analytics and Knowledge Conference* (Kyoto, Japan) (LAK ’24). Association for Computing Machinery, New York, NY, USA, 742–748. doi:10.1145/3636555.3636853
 - [308] Shreya Singhal, Andres Felipe Zambrano, Maciej Pankiewicz, Xiner Liu, Chelsea Porter, and Ryan S. Baker. 2024. De-Identifying Student Personally Identifying Information with GPT-4. In *Proceedings of the 17th International Conference on Educational Data Mining*, Benjamin Paaßen and Carrie Demmans Epp (Eds.). International Educational Data Mining Society, Atlanta, Georgia, USA, 559–565. doi:10.5281/zenodo.12729884
 - [309] Adish Singla and Nikitas Theodoropoulos. 2022. From Solution Synthesis to Student Attempt Synthesis for Block-Based Visual Programming Tasks. In *Proceedings of the 15th International Conference on Educational Data Mining*, Antonija Mitrovic and Nigel Bosch (Eds.). International Educational Data Mining Society, Durham, United Kingdom, 454–461. doi:10.5281/zenodo.6853165
 - [310] Noah Smith, Michael Heilman, and Rebecca Hwa. 2008. Question Generation as a Competitive Undergraduate Course Project. <https://www.cs.cmu.edu/~nasmith/papers/smith+heilman+hwa.nsf08.pdf>
 - [311] Shashank Sonkar, Xinghe Chen, Myco Le, Naiming Liu, Debshila Basu Mallick, and Richard Baraniuk. 2024. Code Soliloquies for Accurate Calculations in Large Language Models. In *Proceedings of the 14th Learning Analytics and Knowledge Conference* (Kyoto, Japan) (LAK ’24). Association for Computing Machinery, New York, NY, USA, 828–835. doi:10.1145/3636555.3636889
 - [312] Shashank Sonkar, Kangqi Ni, Lesa Tran Lu, Kristi Kincaid, John S. Hutchinson, and Richard G. Baraniuk. 2024. Automated Long Answer Grading with RiceChem Dataset. In *Artificial Intelligence in Education*, Andrew M. Olney, Irene-Angelica Chounta, Zitao Liu, Olga C. Santos, and Ig Ibert Bittencourt (Eds.). Springer Nature Switzerland, Cham, 163–176. doi:10.1007/978-3-031-64302-6_12
 - [313] Springer Nature. 2024. Open data. Online, accessed February 5, 2025. <https://www.springernature.com/gp/open-research/open-data>
 - [314] Springer Nature. 2025. Data Repository Guidance. Online, accessed February 5, 2025. <https://www.nature.com/sdata/policies/repositories>
 - [315] Christian Stab and Iryna Gurevych. 2017. Parsing Argumentation Structures in Persuasive Essays. *Computational Linguistics* 43, 3 (Sept. 2017), 619–659. doi:10.1162/COLI_a_00295
 - [316] J. Stamper, A. Niculescu-Mizil, S. Ritter, G.J. Gordon, and K.R. Koedinger. 2010. All data sets from KDD Cup 2010 Educational Data Mining Challenge. <http://pslcdatashop.web.cmu.edu/KDDCup/downloads.jsp>
 - [317] John C. Stamper and Kenneth R. Koedinger. 2011. Human-Machine Student Model Discovery and Improvement Using DataShop. In *Artificial Intelligence in Education*, Gautam Biswas, Susan Bull, Judy Kay, and Antonija Mitrovic (Eds.). Springer Berlin Heidelberg, Berlin, Heidelberg, 353–360. doi:10.1007/978-3-642-21869-9_46
 - [318] John C. Stamper and Zachary A. Pardos. 2016. The 2010 KDD Cup Competition Dataset: Engaging the machine learning community in predictive learning analytics. *Journal of Learning Analytics* 3, 2 (2016), 312–316. doi:10.18608/JLA.2016.32.16
 - [319] Hendrik Steinbeck, Mohamed Elhayany, and Christoph Meinel. 2024. Millions of Views, But Does It Promote Learning? Analyzing Popular SciComm Production Styles Regarding Learning Success, User Behavior and Perception. In *Proceedings of the 14th Learning Analytics and Knowledge Conference* (Kyoto, Japan) (LAK ’24). Association for Computing Machinery, New York, NY, USA, 134–144. doi:10.1145/3636555.3636861
 - [320] Tim Steuer, Anna Filighera, and Christoph Rensing. 2020. Remember the Facts? Investigating Answer-Aware Neural Question Generation for Text Comprehension. In *Artificial Intelligence in Education*, Ig Ibert Bittencourt, Mutlu Cukurova, Kasia Muldner, Rose Luckin, and Eva Millán (Eds.). Springer International Publishing, Cham, 512–523. doi:10.1007/978-3-030-52237-7_41

- [321] David Stuart, Grace Baynes, Iain Hrynaskiewicz, Katie Allin, Dan Penny, Mithu Lucraft, and Mathias Astell. 2018. *Whitepaper: Practical challenges for researchers in data sharing*. White Paper. Springer Nature. doi:10.6084/m9.figshare.5975011.v1
- [322] Kai Sun, Dian Yu, Jianshu Chen, Dong Yu, Yejin Choi, and Claire Cardie. 2019. DREAM: A Challenge Data Set and Models for Dialogue-Based Reading Comprehension. *Transactions of the Association for Computational Linguistics* 7 (2019), 217–231. doi:10.1162/tac1_a_00264
- [323] Wannapon Suraworachet, Jennifer Seon, and Mutlu Cukurova. 2024. Predicting challenge moments from students' discourse: A comparison of GPT-4 to two traditional natural language processing approaches. In *Proceedings of the 14th Learning Analytics and Knowledge Conference* (Kyoto, Japan) (LAK '24). Association for Computing Machinery, New York, NY, USA, 473–485. doi:10.1145/3636555.3636905
- [324] Abhijit Suresh, Jennifer Jacobs, Charis Harty, Margaret Perkoff, James H. Martin, and Tamara Sumner. 2022. The TalkMoves Dataset: K-12 Mathematics Lesson Transcripts Annotated for Teacher and Student Discursive Moves. In *Proceedings of the Thirteenth Language Resources and Evaluation Conference*, Nicoletta Calzolari, Frédéric Béchet, Philippe Blache, Khalid Choukri, Christopher Cieri, Thierry Declerck, Sara Goggi, Hitoshi Isahara, Bente Maegaard, Joseph Mariani, Hélène Mazo, Jan Odijk, and Stelios Piperidis (Eds.). European Language Resources Association, Marseille, France, 4654–4662. https://aclanthology.org/2022.lrec-1.497/
- [325] Anaïs Tack and Chris Piech. 2022. The AI Teacher Test: Measuring the Pedagogical Ability of Blender and GPT-3 in Educational Dialogues. In *Proceedings of the 15th International Conference on Educational Data Mining*, Antonija Mitrovic and Nigel Bosch (Eds.). International Educational Data Mining Society, Durham, United Kingdom, 522–529. doi:10.5281/zenodo.6853187
- [326] Mohammadreza Tavakoli, Mirette Elias, Gábor Kismihók, and Sören Auer. 2020. Quality Prediction of Open Educational Resources A Metadata-based Approach. In *20th International Conference on Advanced Learning Technologies (ICALT)*. IEEE, New York, NY, USA, 29–31. doi:10.1109/ICALT49669.2020.00007
- [327] Mohammadreza Tavakoli, Mirette Elias, Gábor Kismihók, and Sören Auer. 2021. Metadata Analysis of Open Educational Resources. In *LAK21: 11th International Learning Analytics and Knowledge Conference* (Irvine, CA, USA) (LAK21). Association for Computing Machinery, New York, NY, USA, 626–631. doi:10.1145/3448139.3448208
- [328] Leho Tedersoo, Rainer Küngas, Ester Oras, Kajar Köster, Helen Eenmaa, Äli Leijen, Margus Pedaste, Marju Raju, Anastasiya Astapova, Heli Lukner, Karin Kogermann, and Tuul Sepp. 2021. Data sharing practices and data availability upon request differ across scientific disciplines. *Scientific Data* 8, 1 (27 Jul 2021), 192. doi:10.1038/s41597-021-00981-0
- [329] Texas Education Agency. 2008. 2007-08 Academic Excellence Indicator System Download of All Data. https://rptsvr1.tea.texas.gov/perfreport/aeis/2008/DownloadData.html
- [330] The Open Knowledge Foundation. 2024. Conformant Licenses. Online, accessed February 5, 2025. https://opendefinition.org/licenses/
- [331] The Open Knowledge Foundation. 2024. What is Open Data? Online, accessed February 5, 2025. https://opendatahandbook.org/guide/en/what-is-open-data/
- [332] Bo-Hsiang Tseng, Sheng-Syun Shen, Hung-Yi Lee, and Lin-Shan Lee. 2016. Towards Machine Comprehension of Spoken Content: Initial TOEFL Listening Comprehension Test by Machine. https://arxiv.org/abs/1608.06378
- [333] Emiko Tsutsumi, Ryo Kinoshita, and Maomi Ueno. 2021. Deep-IRT with Independent Student and Item Networks. In *Proceedings of the 14th International Conference on Educational Data Mining*, Sharon I-Han Hsiao, Shaghayegh (Sherry) Sahebi, François Bouchet, and Jill-Jënn Vie (Eds.). International Educational Data Mining Society, Massachusetts, USA, 8 pages. https://educationaldatamining.org/EDM2021/virtual/static/pdf/EDM21_paper_43.pdf
- [334] UNESCO Institute for Statistics. 2014. *ISCED fields of education and training*. Technical Report. United Nations Educational, Scientific and Cultural Organization (UNESCO). doi:10.15220/978-92-9189-150-4-en
- [335] United Nations Educational, Scientific and Cultural Organization (UNESCO). 2024. Open science. Online, accessed February 5, 2025. https://www.unesco.org/en/open-science
- [336] Sowmya Vajjala and Ivana Lučić. 2018. OneStopEnglish corpus: A new corpus for automatic readability assessment and text simplification. In *Proceedings of the Thirteenth Workshop on Innovative Use of NLP for Building Educational Applications*, Joel Tetreault, Jill Burstein, Ekaterina Kochmar, Claudia Leacock, and Helen Yannakoudakis (Eds.). Association for Computational Linguistics, New Orleans, Louisiana, 297–304. doi:10.18653/v1/W18-0535
- [337] Max van Haastrecht, Matthieu Brinkhuis, and Marco Spruit. 2024. Federated Learning Analytics: Investigating the Privacy-Performance Trade-Off in Machine Learning for Educational Analytics. In *Artificial Intelligence in Education*, Andrew M. Olney, Irene-Angelica Chounta, Zitao Liu, Olga C. Santos, and Ig Ibert Bittencourt (Eds.). Springer Nature Switzerland, Cham, 62–74. doi:10.1007/978-3-031-64299-9_5
- [338] Kirk Vanacore, Ashish Gurung, Andrew McCreynolds, Allison Liu, Stacy Shaw, and Neil Heffernan. 2023. Impact of Non-Cognitive Interventions on Student Learning Behaviors and Outcomes: An analysis of seven large-scale experimental inventions. In *LAK23: 13th International Learning Analytics and Knowledge Conference* (Arlington, TX, USA) (LAK2023). Association for Computing Machinery, New York, NY, USA, 165–174. doi:10.1145/3576050.3576073
- [339] Jean Vassoyan, Jill-Jënn Vie, and Pirmin Lemberger. 2023. Towards Scalable Adaptive Learning with Graph Neural Networks and Reinforcement Learning. In *Proceedings of the 16th International Conference on Educational Data Mining*, Mingyu Feng, Tanja Käser, and Partha Talukdar (Eds.). International Educational Data Mining Society, Bengaluru, India, 351–361. doi:10.5281/zenodo.8115663
- [340] Videep Venkatesha, Abhijnan Nath, Ibrahim Khebour, Avyakta Chelle, Mariah Bradford, Jingxuan Tu, James Pustejovsky, Nathaniel Blanchard, and Nikhil Krishnaswamy. 2024. Propositional Extraction from Natural Speech in Small Group Collaborative Tasks. In *Proceedings of the 17th International Conference on Educational Data Mining*, Benjamin Paaßen and Carrie Demmans Epp (Eds.). International Educational Data Mining

- Society, Atlanta, Georgia, USA, 169–180. doi:10.5281/zenodo.12729792
- [341] V. Venkatesh, Md. Shad Akhtar, Mukesh Mohania, and Vikram Goyal. 2022. Auxiliary Task Guided Interactive Attention Model for Question Difficulty Prediction. In *Artificial Intelligence in Education*, Maria Mercedes Rodrigo, Noburu Matsuda, Alexandra I. Cristea, and Vania Dimitrova (Eds.), Springer International Publishing, Cham, 477–489. doi:10.1007/978-3-031-11644-5_39
- [342] Méline Verger, Sébastien Lallé, François Bouchet, and Vanda Luengo. 2023. Is Your Model "MADD"? A Novel Metric to Evaluate Algorithmic Fairness for Predictive Student Models. In *Proceedings of the 16th International Conference on Educational Data Mining*, Mingyu Feng, Tanja Käser, and Partha Talukdar (Eds.), International Educational Data Mining Society, Bengaluru, India, 91–102. doi:10.5281/zenodo.8115786
- [343] Ruben Vicente-Saez and Clara Martinez-Fuentes. 2018. Open Science now: A systematic literature review for an integrated definition. *Journal of Business Research* 88 (2018), 428–436. doi:10.1016/j.jbusres.2017.12.043
- [344] Jill-Jënn Vie, Fabrice Popineau, Yolaine Bourda, and Eric Bruillard. 2016. Adaptive Testing Using a General Diagnostic Model. In *Adaptive and Adaptable Learning - 11th European Conference on Technology Enhanced Learning, EC-TEL (Lecture Notes in Computer Science, Vol. 9891)*, Katrien Verbert, Mike Sharples, and Tomaz Klobucar (Eds.), Springer, Lyon, France, 331–339. doi:10.1007/978-3-319-45153-4_25
- [345] Esteban Villalobos, Mar Pérez-Sanagustín, and Julien Broisin. 2024. From Learning Actions to Dynamics: Characterizing Students' Individual Temporal Behavior with Sequence Analysis. In *Artificial Intelligence in Education*, Andrew M. Olney, Irene-Angelica Chounta, Zitao Liu, Olga C. Santos, and Ig Ibert Bittencourt (Eds.), Springer Nature Switzerland, Cham, 3–17. doi:10.1007/978-3-031-64302-6_1
- [346] Esteban Villalobos, Mar Pérez-Sanagustín, Cédric Sanza, André Tricot, and Julien Broisin. 2022. Supporting Self-regulated Learning in BL: Exploring Learners' Tactics and Strategies. In *Educating for a New Future: Making Sense of Technology-Enhanced Learning Adoption (European Conference on Technology Enhanced Learning)*, Isabel Hilliger, Pedro J. Muñoz-Merino, Tinne De Laet, Alejandro Ortega-Arranz, and Tracie Farrell (Eds.), Springer International Publishing, Cham, 407–420. doi:10.1007/978-3-031-16290-9_30
- [347] Chunpai Wang, Siqian Zhao, and Shaghyegh Sahebi. 2021. Learning from Non-Assessed Resources: Deep Multi-Type Knowledge Tracing. In *Proceedings of the 14th International Conference on Educational Data Mining*, Sharon I-Han Hsiao, Shaghyegh (Sherry) Sahebi, François Bouchet, and Jill-Jënn Vie (Eds.), International Educational Data Mining Society, Massachusetts, USA, 11 pages. https://educationaldatamining.org/EDM2021/virtual/static/pdf/EDM21_paper_233.pdf
- [348] Deliang Wang, Yu Lu, Zhi Zhang, and Penghe Chen. 2022. A Generic Interpreting Method for Knowledge Tracing Models. In *Artificial Intelligence in Education*, Maria Mercedes Rodrigo, Noburu Matsuda, Alexandra I. Cristea, and Vania Dimitrova (Eds.), Springer International Publishing, Cham, 573–580. doi:10.1007/978-3-031-11644-5_51
- [349] Deliang Wang, Dapeng Shan, Yaqian Zheng, and Gaowei Chen. 2023. Teacher Talk Moves in K12 Mathematics Lessons: Automatic Identification, Prediction Explanation, and Characteristic Exploration. In *Artificial Intelligence in Education*, Ning Wang, Genaro Rebollo-Mendez, Noburu Matsuda, Olga C. Santos, and Vania Dimitrova (Eds.), Springer Nature Switzerland, Cham, 651–664. doi:10.1007/978-3-031-36272-9_53
- [350] Shuang Wang, Amin Beheshti, Yufei Wang, Jianchao Lu, Quan Z. Sheng, Stephen Elbourn, Hamid Alinejad-Rokny, and Elizabeth Galanis. 2021. Assessment2Vec: Learning Distributed Representations of Assessments to Reduce Marking Workload. In *Artificial Intelligence in Education*, Ido Roll, Danielle McNamara, Sergey Sosnovsky, Rose Luckin, and Vania Dimitrova (Eds.), Springer International Publishing, Cham, 384–389. doi:10.1007/978-3-030-78270-2_68
- [351] Yutao Wang, Neil T. Heffernan, and Cristina Heffernan. 2015. Towards better affect detectors: effect of missing skills, class features and common wrong answers. In *Proceedings of the Fifth International Conference on Learning Analytics And Knowledge (Poughkeepsie, New York) (LAK '15)*, Association for Computing Machinery, New York, NY, USA, 31–35. doi:10.1145/2723576.2723618
- [352] Yeyu Wang, Shimin Kai, and Ryan Shaun Baker. 2020. Early Detection of Wheel-Spinning in ASSISTments. In *Artificial Intelligence in Education*, Ig Ibert Bittencourt, Mutlu Cukurova, Kasia Muldner, Rose Luckin, and Eva Millán (Eds.), Springer International Publishing, Cham, 574–585. doi:10.1007/978-3-030-52237-7_46
- [353] Zichao Wang, Angus Lamb, Evgeny Saveliev, Pashmina Cameron, Yordan Zaykov, Jose Miguel Hernandez-Lobato, Richard E. Turner, Richard G. Baraniuk, Craig Barton, Simon Peyton Jones, Simon Woodhead, and Cheng Zhang. 2021. Results and Insights from Diagnostic Questions: The NeurIPS 2020 Education Challenge. <https://arxiv.org/abs/2104.04034>
- [354] Zichao Wang, Angus Lamb, Evgeny Saveliev, Pashmina Cameron, Yordan Zaykov, José Miguel Hernández-Lobato, Richard E. Turner, Richard G. Baraniuk, Craig Barton, Simon Peyton Jones, Simon Woodhead, and Cheng Zhang. 2021. Instructions and Guide for Diagnostic Questions: The NeurIPS 2020 Education Challenge. <https://arxiv.org/abs/2007.12061>
- [355] Zichao Wang, Jakob Valdez, Debshila Basu Mallick, and Richard G. Baraniuk. 2022. Towards Human-Like Educational Question Generation with Large Language Models. In *Artificial Intelligence in Education*, Maria Mercedes Rodrigo, Noburu Matsuda, Alexandra I. Cristea, and Vania Dimitrova (Eds.), Springer International Publishing, Cham, 153–166. doi:10.1007/978-3-031-11644-5_13
- [356] Daniel Weitekamp, Zihuiwen Ye, Napol Rachatasumrit, Erik Harpstead, and Kenneth Koedinger. 2020. Investigating Differential Error Types Between Human and Simulated Learners. In *Artificial Intelligence in Education*, Ig Ibert Bittencourt, Mutlu Cukurova, Kasia Muldner, Rose Luckin, and Eva Millán (Eds.), Springer International Publishing, Cham, 586–597. doi:10.1007/978-3-030-52237-7_47
- [357] Johannes Welbl, Nelson F. Liu, and Matt Gardner. 2017. Crowdsourcing Multiple Choice Science Questions. In *Proceedings of the 3rd Workshop on Noisy User-generated Text, NUT@EMNLP 2017*, Leon Derczynski, Wei Xu, Alan Ritter, and Tim Baldwin (Eds.), Association for Computational Linguistics, Copenhagen, Denmark, 94–106. doi:10.18653/V1/W17-4413
- [358] Jelte M Wicherts, Denny Borsboom, Judith Kats, and Dylan Molenaar. 2006. The poor availability of psychological research data for reanalysis. *American psychologist* 61, 7 (2006), 726. doi:10.1037/0003-066X.61.7.726

- [359] Mark D Wilkinson, Michel Dumontier, IJsbrand Jan Aalbersberg, Gabrielle Appleton, Myles Axton, Arie Baak, Niklas Blomberg, Jan-Willem Boiten, Luiz Bonino da Silva Santos, Philip E Bourne, et al. 2016. The FAIR Guiding Principles for scientific data management and stewardship. *Scientific Data* 3, 1 (2016), 1–9. doi:10.1038/sdata.2016.18
- [360] Cheryl Sze Yin Wong and Savitha Ramasamy. 2024. Architectural Adaptation and Regularization of Attention Networks for Incremental Knowledge Tracing. In *Proceedings of the 14th Learning Analytics and Knowledge Conference (Kyoto, Japan) (LAK '24)*. Association for Computing Machinery, New York, NY, USA, 757–762. doi:10.1145/3636555.3636859
- [361] Mike Wu, Richard L Davis, Benjamin W Domingue, Chris Piech, and Noah Goodman. 2020. Variational item response theory: Fast, accurate, and expressive. In *Proceedings of the 13th International Conference on Educational Data Mining*, Anna N. Rafferty, Jacob Whitehill, Cristóbal Romero, and Violetta Cavalli-Sforza (Eds.). International Educational Data Mining Society, Massachusetts, USA, 12 pages. https://educationaldatamining.org/files/conferences/EDM2020/papers/paper_22.pdf
- [362] Runze Wu, Qi Liu, Yuping Liu, Enhong Chen, Yu Su, Zhigang Chen, and Guoping Hu. 2015. Cognitive modelling for predicting examinee performance. In *Proceedings of the 24th International Conference on Artificial Intelligence (Buenos Aires, Argentina) (IJCAI'15)*. AAAI Press, Washington, DC, U.S., 1017–1024. <https://www.ijcai.org/Proceedings/15/Papers/148.pdf>
- [363] Xuansheng Wu, Xinyu He, Tianming Liu, Ninghao Liu, and Xiaoming Zhai. 2023. Matching Exemplar as Next Sentence Prediction (MeNSP): Zero-Shot Prompt Learning for Automatic Scoring in Science Education. In *Artificial Intelligence in Education*, Ning Wang, Genaro Rebolledo-Mendez, Noboru Matsuda, Olga C. Santos, and Vania Dimitrova (Eds.). Springer Nature Switzerland, Cham, 401–413. doi:10.1007/978-3-031-36272-9_33
- [364] Ruth Wylie. 2018. *Examining the Generality of Self-Explanation*. Ph.D. Dissertation. Carnegie Mellon University. doi:10.1184/R1/6716525.v1
- [365] Chenghao Xiao, Lei Shi, Alexandra Cristea, Zhaoxing Li, and Ziqi Pan. 2022. Fine-grained Main Ideas Extraction and Clustering of Online Course Reviews. In *Artificial Intelligence in Education*, Maria Mercedes Rodrigo, Noboru Matsuda, Alexandra I. Cristea, and Vania Dimitrova (Eds.). Springer International Publishing, Cham, 294–306. doi:10.1007/978-3-031-11644-5_24
- [366] Qian Xiao, Breanne Pitt, Keith Johnston, and Vincent Wade. 2023. Multi-dimensional Learner Profiling by Modeling Irregular Multivariate Time Series with Self-supervised Deep Learning. In *Artificial Intelligence in Education*, Ning Wang, Genaro Rebolledo-Mendez, Noboru Matsuda, Olga C. Santos, and Vania Dimitrova (Eds.). Springer Nature Switzerland, Cham, 674–680. doi:10.1007/978-3-031-36272-9_55
- [367] Xiaolu Xiong, Siyuan Zhao, Eric Van Inwegen, and Joseph Beck. 2016. Going Deeper with Deep Knowledge Tracing. In *Proceedings of the 9th International Conference on Educational Data Mining*, Tiffany Barnes, Min Chi, and Mingyu Feng (Eds.). International Educational Data Mining Society, Massachusetts, USA, 545–550. http://www.educationaldatamining.org/EDM2016/proceedings/paper_133.pdf
- [368] Zhang Xiong, Haoxuan Li, Zhuang Liu, Zhuofan Chen, Hao Zhou, Wenge Rong, and Yuanxin Ouyang. 2024. A Review of Data Mining in Personalized Education: Current Trends and Future Prospects. *Frontiers of Digital Education* 1, 1 (01 Mar 2024), 26–50. doi:10.1007/s44366-024-0019-6
- [369] Liangbei Xu and Mark A. Davenport. 2020. Dynamic Knowledge Embedding and Tracing. In *Proceedings of the 13th International Conference on Educational Data Mining*, Anna N. Rafferty, Jacob Whitehill, Cristóbal Romero, and Violetta Cavalli-Sforza (Eds.). International Educational Data Mining Society, Massachusetts, USA, 7 pages. https://educationaldatamining.org/files/conferences/EDM2020/papers/paper_79.pdf
- [370] Shiting Xu, Guowei Xu, Peilei Jia, Wenbiao Ding, Zhongqin Wu, and Zitao Liu. 2021. Automatic Task Requirements Writing Evaluation via Machine Reading Comprehension. In *Artificial Intelligence in Education*, Ido Roll, Danielle McNamara, Sergey Sosnovsky, Rose Luckin, and Vania Dimitrova (Eds.). Springer International Publishing, Cham, 446–458. doi:10.1007/978-3-030-78292-4_36
- [371] Ying Xu, Dakuo Wang, Mo Yu, Daniel Ritchie, Bingsheng Yao, Tongshuang Wu, Zheng Zhang, Toby Li, Nora Bradford, Branda Sun, Tran Hoang, Yisi Sang, Yufang Hou, Xiaojuan Ma, Diyi Yang, Nanyun Peng, Zhou Yu, and Mark Warschauer. 2022. Fantastic Questions and Where to Find Them: FairytaleQA – An Authentic Dataset for Narrative Comprehension. In *Proceedings of the 60th Annual Meeting of the Association for Computational Linguistics (Volume 1: Long Papers)*, Smaranda Muresan, Preslav Nakov, and Aline Villavicencio (Eds.). Association for Computational Linguistics, Dublin, Ireland, 447–460. doi:10.18653/v1/2022.acl-long.34
- [372] Linting Xue and Collin Lynch. 2020. Incorporating Task-specific Features into Deep Models to Classify Argument Components. In *Proceedings of the 13th International Conference on Educational Data Mining*, Anna N. Rafferty, Jacob Whitehill, Cristóbal Romero, and Violetta Cavalli-Sforza (Eds.). International Educational Data Mining Society, Massachusetts, USA, 7 pages. https://educationaldatamining.org/files/conferences/EDM2020/papers/paper_130.pdf
- [373] Saumya Yadav, Momin N. Siddiqui, Yash Vats, and Jainendra Shukla. 2024. EngageME: Exploring Neuropsychological Tests for Assessing Attention in Online Learning. In *Artificial Intelligence in Education*, Andrew M. Olney, Irene-Angelica Chounta, Zitao Liu, Olga C. Santos, and Ig Ibert Bittencourt (Eds.). Springer Nature Switzerland, Cham, 394–408. doi:10.1007/978-3-031-64302-6_28
- [374] Misato Yamaura, Itsuki Fukuda, and Masaki Uto. 2023. Neural Automated Essay Scoring Considering Logical Structure. In *Artificial Intelligence in Education*, Ning Wang, Genaro Rebolledo-Mendez, Noboru Matsuda, Olga C. Santos, and Vania Dimitrova (Eds.). Springer Nature Switzerland, Cham, 267–278. doi:10.1007/978-3-031-36272-9_22
- [375] Lisa Yan, Nick McKeown, and Chris Piech. 2019. The PyramidSnapshot Challenge: Understanding Student Process from Visual Output of Programs. In *Proceedings of the 50th ACM Technical Symposium on Computer Science Education (Minneapolis, MN, USA) (SIGCSE '19)*. Association for Computing Machinery, New York, NY, USA, 119–125. doi:10.1145/3287324.3287386
- [376] Bokai Yang, Sungjin Nam, and Yuchi Huang. 2023. “Why My Essay Received a 4?”: A Natural Language Processing Based Argumentative Essay Structure Analysis. In *Artificial Intelligence in Education*, Ning Wang, Genaro Rebolledo-Mendez, Noboru Matsuda, Olga C. Santos, and Vania Dimitrova (Eds.). Springer Nature Switzerland, Cham, 279–290. doi:10.1007/978-3-031-36272-9_23

- [377] Kexin Bella Yang, Vanessa Echeverría, Xuejian Wang, LuEttam Lawrence, Kenneth Holstein, Nikol Rummel, and Vincent Aleven. 2021. Exploring Policies for Dynamically Teaming Up Students through Log Data Simulation. In *Proceedings of the 14th International Conference on Educational Data Mining*, Sharon I-Han Hsiao, Shaghayegh (Sherry) Sahebi, François Bouchet, and Jill-Jënn Vie (Eds.). International Educational Data Mining Society, Massachusetts, USA, 12 pages. https://educationaldatamining.org/EDM2021/virtual/static/pdf/EDM21_paper_232.pdf
- [378] Mengfan Yao, Shaghayegh Sahebi, and Reza Feyzi Behnagh. 2020. Analyzing student procrastination in MOOCs: a multivariate Hawkes approach. In *Proceedings of the 13th International Conference on Educational Data Mining*, Anna N. Rafferty, Jacob Whitehill, Cristóbal Romero, and Violetta Cavalli-Sforza (Eds.). International Educational Data Mining Society, Massachusetts, USA, 12 pages. https://educationaldatamining.org/files/conferences/EDM2020/papers/paper_165.pdf
- [379] Chun-Kit Yeung and Dit-Yan Yeung. 2018. Addressing two problems in deep knowledge tracing via prediction-consistent regularization. In *Proceedings of the Fifth Annual ACM Conference on Learning at Scale* (London, United Kingdom) (*L@S '18*). Association for Computing Machinery, New York, NY, USA, 10 pages. doi:10.1145/3231644.3231647
- [380] Jifan Yu, Gan Luo, Tong Xiao, Qingyang Zhong, Yuquan Wang, Wenzheng Feng, Junyi Luo, Chenyu Wang, Lei Hou, Juanzi Li, Zhiyuan Liu, and Jie Tang. 2020. MOOCube: A Large-scale Data Repository for NLP Applications in MOOCs. In *Proceedings of the 58th Annual Meeting of the Association for Computational Linguistics*, Dan Jurafsky, Joyce Chai, Natalie Schluter, and Joel Tetreault (Eds.). Association for Computational Linguistics, Online, 3135–3142. doi:10.18653/v1/2020.acl-main.285
- [381] Michael Yudelson. 2021. Individualization of Bayesian Knowledge Tracing Through Elo-infusion. In *Artificial Intelligence in Education*, Ido Roll, Danielle McNamara, Sergey Sosnovsky, Rose Luckin, and Vania Dimitrova (Eds.). Springer International Publishing, Cham, 412–416. doi:10.1007/978-3-030-78270-2_73
- [382] Ahmed Zaidi, Andrew Caines, Russell Moore, Paula Buttery, and Andrew Rice. 2020. Adaptive Forgetting Curves for Spaced Repetition Language Learning. In *Artificial Intelligence in Education*, Ig Ibert Bittencourt, Mutlu Cukurova, Kasia Muldner, Rose Luckin, and Eva Millán (Eds.). Springer International Publishing, Cham, 358–363. doi:10.1007/978-3-030-52240-7_65
- [383] Andres Felipe Zambrano and Ryan S. Baker. 2024. Long-Term Prediction from Topic-Level Knowledge and Engagement in Mathematics Learning. In *Proceedings of the 14th Learning Analytics and Knowledge Conference* (Kyoto, Japan) (*LAK '24*). Association for Computing Machinery, New York, NY, USA, 66–77. doi:10.1145/3636555.3636851
- [384] Andres Felipe Zambrano, Ryan S. Baker, Sami Baral, Neil T. Heffernan, and Andrew Lan. 2024. From Reaction to Anticipation: Predicting Future Affect. In *Proceedings of the 17th International Conference on Educational Data Mining*, Benjamin Paaßen and Carrie Demmans Epp (Eds.). International Educational Data Mining Society, Atlanta, Georgia, USA, 566–574. doi:10.5281/zenodo.12729886
- [385] Fabian Zehner, Scott Harrison, Beate Eichmann, Tobias Deribo, Daniel Bengs, N Anderson, and Carolin Hahnel. 2020. The NAEP EDM competition: On the value of theory-driven psychometrics and machine learning for predictions based on log data. In *Proceedings of the 13th International Conference on Educational Data Mining*, Anna N. Rafferty, Jacob Whitehill, Cristóbal Romero, and Violetta Cavalli-Sforza (Eds.). Int. Educational Data Mining Society, Massachusetts, USA, 11 pages. https://educationaldatamining.org/files/conferences/EDM2020/papers/paper_118.pdf
- [386] Zijie Zeng, Lin Li, Quanlong Guan, Dragan Gašević, and Guanliang Chen. 2023. Generalizable Automatic Short Answer Scoring via Prototypical Neural Network. In *Artificial Intelligence in Education*, Ning Wang, Genaro Rebollo-Mendez, Noboru Matsuda, Olga C. Santos, and Vania Dimitrova (Eds.). Springer Nature Switzerland, Cham, 438–449. doi:10.1007/978-3-031-36272-9_36
- [387] Xiaoming Zhai, Kevin Haudek, and Wenchao Ma. 2022. Assessing Argumentation Using Machine Learning and Cognitive Diagnostic Modeling. *Research in Science Education* 53, 2 (07 2022), 405–424. doi:10.1007/s11165-022-10062-w
- [388] Bojun Zhan, Teng Guo, Xueyi Li, Mingliang Hou, Qianru Liang, Boyu Gao, Weiqi Luo, and Zitao Liu. 2024. Knowledge Tracing as Language Processing: A Large-Scale Autoregressive Paradigm. In *Artificial Intelligence in Education*, Andrew M. Olney, Irene-Angelica Chounta, Zitao Liu, Olga C. Santos, and Ig Ibert Bittencourt (Eds.). Springer Nature Switzerland, Cham, 177–191. doi:10.1007/978-3-031-64302-6_13
- [389] Chen Zhan, Oscar Blessed Deho, Xuwei Zhang, Srecko Joksimovic, and Maarten de Laat. 2023. Synthetic data generator for student data serving learning analytics: A comparative study. *Learning Letters* 1 (2023), 15 pages. doi:10.59453/KHZW9006
- [390] Jiayi Zhang, Conrad Borchers, Vincent Aleven, and Ryan S. Baker. 2024. Using Large Language Models to Detect Self-Regulated Learning in Think-Aloud Protocols. In *Proceedings of the 17th International Conference on Educational Data Mining*, Benjamin Paaßen and Carrie Demmans Epp (Eds.). International Educational Data Mining Society, Atlanta, Georgia, USA, 157–168. doi:10.5281/zenodo.12729790
- [391] Mengxue Zhang, Sami Baral, Neil Heffernan, and Andrew Lan. 2022. Automatic Short Math Answer Grading via In-context Meta-learning. In *Proceedings of the 15th International Conference on Educational Data Mining*, Antonija Mitrovic and Nigel Bosch (Eds.). International Educational Data Mining Society, Durham, United Kingdom, 122–132. doi:10.5281/zenodo.6853032
- [392] Mengxue Zhang, Neil Heffernan, and Andrew Lan. 2023. Modeling and Analyzing Scorer Preferences in Short-Answer Math Questions. In *Proceedings of the 16th International Conference on Educational Data Mining*, Mingyu Feng, Tanja Käser, and Partha Talukdar (Eds.). International Educational Data Mining Society, Bengaluru, India, 378–387. doi:10.5281/zenodo.8115796
- [393] Ying Zhang, Yan Zhang, Wei Xu, Zhifeng Wang, and Jianwen Sun. 2024. SingPAD: A Knowledge Tracing Dataset Based on Music Performance Assessment. In *Proceedings of the 17th International Conference on Educational Data Mining*, Benjamin Paaßen and Carrie Demmans Epp (Eds.). International Educational Data Mining Society, Atlanta, Georgia, USA, 332–340. doi:10.5281/zenodo.12729828
- [394] Siqian Zhao, Chunpai Wang, and Shaghayegh Sahebi. 2020. Modeling Knowledge Acquisition from Multiple Learning Resource Types. In *Proceedings of the 13th International Conference on Educational Data Mining*, Anna N. Rafferty, Jacob Whitehill, Cristóbal Romero, and Violetta Cavalli-Sforza (Eds.). International Educational Data Mining Society, Massachusetts, USA, 12 pages. <https://educationaldatamining.org/files/>

- [conferences/EDM2020/papers/paper_142.pdf](#)
- [395] Yipu Zheng, Zhuqian Zhou, and Paulo Blikstein. 2022. Towards an Inclusive and Socially Committed Community in Artificial Intelligence in Education: A Social Network Analysis of the Evolution of Authorship and Research Topics over 8 Years and 2509 Papers. In *Artificial Intelligence in Education*, Maria Mercedes Rodrigo, Noburu Matsuda, Alexandra I. Cristea, and Vania Dimitrova (Eds.). Springer International Publishing, Cham, 414–426. doi:10.1007/978-3-031-11644-5_34
 - [396] Yuhao Zhou, Xihua Li, Yunbo Cao, Xuemin Zhao, Qing Ye, and Jiancheng Lv. 2021. LANA: Towards Personalized Deep Knowledge Tracing Through Distinguishable Interactive Sequences. In *Proceedings of the 14th International Conference on Educational Data Mining*, Sharon I-Han Hsiao, Shaghayegh (Sherry) Sahebi, François Bouchet, and Jill-Jënn Vie (Eds.). International Educational Data Mining Society, Massachusetts, USA, 7 pages. https://educationaldatamining.org/EDM2021/virtual/static/pdf/EDM21_paper_97.pdf
 - [397] Jia Zhu, Weihao Yu, Zetao Zheng, Changqin Huang, Yong Tang, and Gabriel Pui Cheong Fung. 2020. Learning from Interpretable Analysis: Attention-Based Knowledge Tracing. In *Artificial Intelligence in Education*, Ig Ibert Bittencourt, Mutlu Cukurova, Kasia Muldner, Rose Luckin, and Eva Millán (Eds.). Springer International Publishing, Cham, 364–368. doi:10.1007/978-3-030-52240-7_66
 - [398] Mengxia Zhu, Siqi Han, Peisen Yuan, and Xuesong Lu. 2022. Enhancing Programming Knowledge Tracing by Interacting Programming Skills and Student Code. In *LAK22: 12th International Learning Analytics and Knowledge Conference* (Online, USA) (LAK22). Association for Computing Machinery, New York, NY, USA, 438–443. doi:10.1145/3506860.3506870
 - [399] Aayesha Zia, Jalal Nouri, Muhammad Afzaal, Yongchao Wu, Xiu Li, and Rebecca Weegar. 2021. An Ensemble Approach for Question-Level Knowledge Tracing. In *Artificial Intelligence in Education*, Ido Roll, Danielle McNamara, Sergey Sosnovsky, Rose Luckin, and Vania Dimitrova (Eds.). Springer International Publishing, Cham, 433–437. doi:10.1007/978-3-030-78270-2_77
 - [400] Amir Zur, Isaac Applebaum, Jocelyn Nardo, Dory DeWeese, Sameer Sundrani, and Shima Salehi. 2023. Meta-Learning for Better Learning: Using Meta-Learning Methods to Automatically Label Exam Questions with Detailed Learning Objectives. In *Proceedings of the 16th International Conference on Educational Data Mining*, Mingyu Feng, Tanja Käser, and Partha Talukdar (Eds.). International Educational Data Mining Society, Bengaluru, India, 224–233. doi:10.5281/zenodo.8115677
 - [401] Brian Zylich and Andrew Lan. 2021. Linguistic Skill Modeling for Second Language Acquisition. In *LAK21: 11th International Learning Analytics and Knowledge Conference* (Irvine, CA, USA) (LAK21). Association for Computing Machinery, New York, NY, USA, 141–150. doi:10.1145/3448139.3448153
 - [402] Valdemar Švábenský, Ryan Baker, Andrés Zambrano, Yishan Zou, and Stefan Slater. 2023. Towards Generalizable Detection of Urgency of Discussion Forum Posts. In *Proceedings of the 16th International Conference on Educational Data Mining*, Mingyu Feng, Tanja Käser, and Partha Talukdar (Eds.). International Educational Data Mining Society, Bengaluru, India, 302–309. doi:10.5281/zenodo.8115790
 - [403] Valdemar Švábenský, Conrad Borchers, Elvin Fortuna, Elizabeth B. Cloude, and Dragan Gašević. 2026. Fifteen Years of Learning Analytics Research: Topics, Trends, and Challenges. In *Proceedings of the 16th International Learning Analytics and Knowledge Conference* (Bergen, Norway) (LAK '26). Association for Computing Machinery, New York, NY, USA, 12 pages. doi:10.1145/3785022.3785131
 - [404] Valdemar Švábenský, Jan Vykopal, Pavel Seda, and Pavel Čeleda. 2021. Dataset of Shell Commands Used by Participants of Hands-on Cybersecurity Training. *Data in Brief* 38 (2021), 9 pages. doi:10.1016/j.dib.2021.107398
 - [405] Valdemar Švábenský, Jan Vykopal, Pavel Čeleda, and Lydia Kraus. 2022. Applications of Educational Data Mining and Learning Analytics on Data From Cybersecurity Training. *Education and Information Technologies* 27 (2022), 12179–12212. doi:10.1007/s10639-022-11093-6

Table 8. All 172 datasets sorted alphabetically. The ★ marks datasets used 3+ times. URL validity last checked on 31 January 2025.

ID	Dataset name as URL, description, and citation	Usage in papers at LAK, EDM, and AIED
1	100K Coursera’s Course Reviews – labeled user reviews of online courses [5]	1× [365]
2	2018 Duolingo Second Language Acquisition Modeling (SLAM) Task [292, 293]	2× [276, 361]
3	Academic Performance Evolution for Engineering Students – assessment [90]	1× [76]
4	Argument Annotated Essays (Nau) – sentences from Portuguese essays [241]	1× [124]
★ 5	ASAP-AES (Automated Essay Scoring Prize) – essays and their grades [151]	7× [11, 97–99, 214, 350, 374]
★ 6	ASAP-SAS (Short Answer Scoring Prize) – textual answers to questions [23]	4× [79, 80, 133, 386]
7	ASAP++ – annotated version of ASAP-AES enhanced with attribute scores [228]	2× [61, 245]
8	ASSISTments: Affect Original – student interaction logs & affect labels [36, 159]	1× [38]
9	ASSISTments: Affect with Urbanicity – logs with additional labels [37, 159]	2× [177, 226]
10	ASSISTments: Bandit Simulation – for evaluation of algorithms [159, 199]	1× [199]
11	ASSISTments: Common Wrong Answers – student activity data [143, 159]	1× [143]
12	ASSISTments: E-TRIALS – combined data from 50 experiments [159, 258]	1× [258]
13	ASSISTments: Non-cognitive – students’ work on problem sets [159, 338]	1× [338]
14	ASSISTments: Reaction to Anticipation – student interactions & affect [159, 384]	1× [384]
15	ASSISTments: Replication Study – student and teacher data [122, 159]	1× [122]
16	ASSISTments: Response Time Decomposition – interaction logs [144, 159]	1× [144]
17	ASSISTments: Surrogate Measures – students’ clickstream sequences [159, 259]	1× [259]
★ 18	ASSISTments2009-10 – math skill builder dataset, removed duplicates [159, 367]	12× [16, 24, 38, 72, 91, 215, 248, 333, 348, 360, 369, 397]
★ 19	ASSISTments2012-13-affect – knowledge acquisition & learner affect [159, 351]	7× [22, 54, 91, 205, 369, 391, 392]
★ 20	ASSISTments2015-16 – newer skill builder dataset with problem sets [159, 379]	4× [248, 333, 352, 397]
21	ASSISTments2016-LAS – combined data from 22 experiments [159, 288]	1× [206]
★ 22	ASSISTments2017 (ASSISTChal) – longitudinal student data [159, 253]	9× [4, 72, 81, 91, 260–262, 360, 383]
23	ASSISTments2019-NAEP (Nation’s Report Card DM Competition) [159]	1× [385]
24	Automated Model of Comprehension (AMoC) – texts from various domains [83]	1× [83]
25	Automated Revision Graphs (ARG) – student revisions of their writing [303]	1× [303]
26	Beer’s Law – students’ clickstream data and responses to tasks [75]	1× [75]
27	Bormuth Corpus – English text passages (from a 1971 study of readability) [33]	1× [246]
28	Brazilian National High School Exam (ENEM Microdados) [233]	1× [224]
29	Bridging Learnersourcing and AI – written hints to programming tasks [307]	1× [307]
30	Canvas Network (CanvasNet) – students’ interactions with MOOCs [46]	2× [378, 394]
31	CoAuthor – writing sessions with generative AI (GenAI) [198]	2× [65, 304]
32	Code Generation Prompts With Code Samples – for GenAI applications [184]	1× [184]
★ 33	CogTutor (Algebra I, CTA) – students’ responses to math questions [189, 271]	5× [88, 202, 230, 281, 283]
34	CogTutor (Geometry) – experiment data of learning improvement [189, 271, 317]	2× [265, 306]
35	CogTutor (High School Geometry) – Carnegie Learning and CTAT [189, 271]	1× [306]
36	CogTutor (High School Geometry Area) – similar as above [189, 271]	1× [306]
37	CogTutor (Simulated – Geometry Area) – synthetic transactions [189, 271, 317]	1× [140]
38	College Computer Science (Mathan) – test and interaction data [189, 227]	1× [306]
39	College Physics (Self-explanation) – in vivo experiment data [155, 189]	1× [306]
40	CosmosQA – reading comprehension multiple-choice questions (MCQs) [164]	1× [135]
41	CS EDM 2019 Challenge – novice programmers’ data from an ITS [189]	1× [260]
★ 42	CS EDM 2020 Challenge (CodeWorkout) – students’ Java code [107, 189]	4× [161, 300–302]
43	DECEP: Educational Content Effectiveness using Physiological data [105]	1× [105]
44	Declarative Math Word Problems – tasks from algebra textbooks [157]	1× [156]
45	DeepFix (Prutor) – C programs that fail to compile [142]	2× [3, 66]
46	DeepMind Maths – school-level math question and answer pairs [285]	1× [89]
47	Distractor Generation (DGen) – fill-in-the-blank questions [269]	1× [104]
48	DREAM: Dialogue-based READING comprehension exaMination – MCQs [322]	1× [135]
★ 49	Duolingo Spaced Repetition: Historical Log dataset (HLD) – traces [291, 294]	4× [218, 276, 382, 401]
★ 50	EdNet by Riid – student interactions with an English tutoring service [67]	11× [15, 67, 137, 187, 212, 305, 337, 347, 366, 388, 396]

Table 8 continued.

ID	Dataset name as URL, description, and citation	Usage in papers at LAK, EDM, and AIED
51	EduQG – multiple-choice questions (MCQs) for question generation [147]	1× [168]
52	EngageME – measures of student engagement to assess attention [373]	1× [373]
53	English Articles 2009 (IWT Self-Explanation Study 1) [189, 364]	1× [265]
54	English Articles 2009-2 (IWT Self-Explanation Study 2) [189, 364]	1× [265]
55	English Articles 2010 (IWT Self-Explanation Study 3) [189, 364]	1× [265]
56	ESL (English as a Second Language) Sentence Completion [210]	1× [210]
57	ESL learners' Vocabulary Knowledge Dataset (EVKD1) [111, 114]	2× [112, 113]
58	Essay-BR – argumentative texts in Brazilian Portuguese [223]	1× [245]
59	Essay-CN: Formal Examination – student essays in Chinese [121]	1× [121]
60	FairytaleQA – questions derived from 278 children-friendly stories [371]	1× [201]
61	Feedback: Dynamic Transitions – annotated log data incl. feedback [31, 189]	1× [31]
62	Feedback: Hopewell Collaboration – annotated log data incl. feedback [31, 189]	1× [31]
63	Feedback: Steel Valley – annotated log data incl. feedback [31, 189]	1× [31]
64	Feedback Prize: ELLIPSE (English Language Learners) – student essays [86]	1× [61]
65	Feedback Prize: ESW (Evaluating Student Writing) – student essays [87]	1× [376]
66	Figures Similarity – participants' ratings of similarity of images [49]	1× [47]
67	Find Solution AI Limited (FSAI-F1toF3) – student data from a virtual TA [91]	1× [91]
68	FracSub (Math2015) – graded student responses to math problems [362]	1× [279]
69	Fraction Addition and Multiplication (Blocked vs. Interleaved) [189, 356]	1× [356]
70	Fractions Lab Experiment – student interactions with an ITS [189, 268]	1× [286]
71	Gamified Review Assessments – students' self-reported motivation [272]	1× [272]
72	Gestion de Projet (GdP MOOC) – course logs, grades, and demographics [195]	1× [195]
73	Global Teaching Insights (GTI) – video study of instructional practices [244]	1× [162]
74	GoEmotions – Reddit comments manually labeled with emotion categories [93]	1× [323]
75	HarvardX and MITx – student activities and grades from MOOCs [154]	1× [264]
76	High School Longitudinal Study (HSLS) – data from various stakeholders [68]	1× [251]
77	Human Tutor Responses: Constructive Tutee Inquiry – labeled responses [297]	1× [297]
78	Individual Temporal Behavior – students' trace data within a course [345, 346]	1× [345]
79	Induce – student answers to logic quiz questions on inductive reasoning [120]	1× [120]
80	Intro Programming: Dublin and Singapore – student submissions [14, 192]	2× [191, 192]
81	Intro Programming: Dublin-42487 – student programs enriched by tests [73, 74]	1× [74]
82	Intro Programming: NewCaledonia-5690 – short Python programs [73, 74]	1× [74]
83	Junyi Academy Math Practicing Log – student problem-solving [55, 189]	1× [347]
84	JUSThink Dialogue and Actions Corpus – transcripts and logs [240, 243]	1× [239]
85	JUSThink: PE-HRI-temporal – team behaviors and learning outcomes [240]	1× [239]
★ 86	KDD Cup 2010 (Challenge and Development) – five math datasets [189, 316, 318]	7× [2, 24, 205, 262, 298, 333, 381]
87	Khan Academy – student responses to math exercises [205]	1× [205]
88	Learning Objectives of 5,558 Courses – at an Australian university [204]	1× [204]
89	LearningQ-qg – dataset for educational question generation (QG) [58]	1× [320]
90	Linear Corpus of Course Descriptions – topic descriptions from courses [339]	1× [339]
91	LLM-Based Chatbots' Written Prompts – assessing cultural intelligence [29]	1× [29]
92	Lost in Translation – LMS activity records across multiple courses [263]	1× [263]
93	MCQs from MOOCs – questions in 18 MOOCs assessed for flaws [85]	1× [235]
94	MCScript2.0 (Machine Comprehension) – crowdsourced questions [247]	1× [135]
95	MeNSP (Next Sentence Prediction) – written responses to questions [363, 387]	1× [363]
96	Millions of Views – records of learners who watched educational videos [319]	1× [319]
97	MixFA (Formative Assessments) – questions with student answers [62]	1× [62]
★ 98	MOOC Forum Posts: Stanford – learner posts from online classes [6]	4× [39, 53, 296, 402]
99	MOOC Forum Posts: UPenn – learner posts from university courses [402]	1× [402]
100	Multimodal Analytics – features based on audio/video recordings [56, 178]	2× [56, 57]

Table 8 continued.

ID	Dataset name as URL, description, and citation	Usage in papers at LAK, EDM, and AIED
101	myDALITE – learnersourced explanations from an online environment [27]	1× [27]
102	NCTE (Center for Teacher Effectiveness) Uptake – student-teacher dialogue [92]	1× [325]
★ 103	NeurIPS 2020 Challenge – options students selected in MCQs [353, 354]	6× [25, 136, 137, 158, 249, 261]
104	NPS (Naval Postgraduate School) Chat Corpus – labeled chat posts [225]	1× [323]
★ 105	OLI Engineering Statics – student skills in an engineering course [189]	6× [81, 260–262, 333, 397]
106	OneStopEnglish Corpus – for assessing readability and simplifying texts [336]	1× [246]
107	Ontology-based Gamified Sessions – student responses in a questionnaire [52]	1× [52]
108	OpenStax Biology – sources for LLM question generation [355]	1× [355]
★ 109	OULAD (Open University LA Dataset) – course data and demographics [193]	6× [76, 103, 176, 264, 337, 342]
110	ParaCrawl – corpora of equivalent documents in various languages [21]	1× [35]
111	Peer Grading in a Computer Science Course – grading data [280]	1× [238]
112	Persuasive Essays – texts with annotations of argument components [315]	1× [372]
113	Physics and Chemistry Questions – questions and learning objectives [400]	1× [400]
114	Physics Questions (PHY300) – questions and LLM conversations [311]	1× [311]
115	PKT-ATTN (Programming Knowledge Tracing + Attention) – exercise logs [398]	1× [398]
116	Powergrading: Short Answer Grading Corpus – US citizenship test [26]	1× [220]
117	PyramidSnapshot – annotated images from programming task snapshots [375]	1× [220]
118	QA (Question-Answer) Dataset – Wikipedia articles and questions [310]	1× [341]
119	QC-Science – question-answer pairs tagged with Bloom’s taxonomy [341]	1× [341]
120	QuAIL (Question Answering for AI) – question-answer dataset [273]	1× [135]
121	QuixBugs – programs with 1-line defects, along with test cases [207]	1× [192]
122	RACE (ReAding Comprehension Dataset From Examinations) [194]	2× [135, 320]
123	RAG (Retrieval-Augmented Generation) for Math Question Answering [160]	1× [160]
124	REAL Genetics – student interactions with a problem-solving tutor [82, 189]	1× [286]
125	Reflections Quality (CourseMIRROR) – annotated student reflections [119, 217]	1× [219]
126	RiceChem – student answers with their grading by teachers [312]	1× [312]
127	Riiid – question answer correctness prediction on an English test [163]	2× [396, 399]
★ 128	RIKEN Essay Questions Scoring – answers to Japanese questions [234, 270]	3× [132, 133, 284]
129	Robomission (Blockly Programming Data) – block programming task data [108]	2× [109, 277]
130	RoundNet – team sport data for automated matchmaking [278]	1× [278]
131	S2ORC: Semantic Scholar Open Research Corpus – academic papers [211]	1× [40]
132	Scholastic Assessment Test (SAT) – responses to various questions [95, 344]	1× [279]
★ 133	SciQ (Science Questions) – crowdsourced exam questions [357]	3× [40, 135, 196]
134	Second Language Acquisition (CritLangAcq) – English quiz questions [152]	1× [361]
★ 135	SemEval-2013 (SciEntsBank and Beetle) – questions, answers, and labels [106]	4× [45, 110, 126, 127]
136	Serendipitous Course Recommendation – relationships between courses [252]	1× [252]
137	Short Answer Feedback (SAF) Generation – short answer grading baseline [125]	1× [127]
138	Sim200 – synthetic array of items and skills for knowledge tracing [81]	1× [81]
139	SimPairing – student transaction data from studies on group formation [377]	1× [377]
★ 140	Simulated-5 (Syn-5) – synthetic students’ answering trajectories in tasks [255]	4× [81, 248, 261, 397]
141	Simulated Bias – synthetic features to intentionally induce bias in datasets [172]	1× [172]
142	singKT – music performance assessment data for knowledge tracing [393]	1× [393]
143	SkillsCommons Resources – metadata of educational resources [326]	1× [327]
★ 144	SQuAD: Stanford Question Answering Dataset – reading comprehension [267]	3× [40, 355, 370]
145	Stats2009 (OLI Statistics) – statistical reasoning and practice for students [189]	1× [265]
146	StatsCloze – students’ fill-in-the-blank responses to statistical questions [189]	2× [69, 174]
147	Stoichiometry – student interactions with a tutoring system [189, 229]	1× [286]
148	Student Essay Dataset (SED) – essays written by real-world students [370]	1× [370]
149	Students Performance in Exams – marks secured by synthetic students [290]	1× [209]
150	StudentSyn – synthetic dataset based on solutions to code puzzles [242, 309]	2× [242, 309]

Table 8 continued.

ID	Dataset name as URL, description, and citation	Usage in papers at LAK, EDM, and AIED
151	TalkMoves – lesson transcripts annotated with discursive moves [324]	1× [349]
152	Task-Adaptive Pre-Trained (TAPT) BERT – math knowledge components [299]	1× [299]
153	Teacher-Student Chatroom Corpus (TSCC) – dialogues in language learning [43]	1× [325]
154	Texas Academic Excellence Indicator System (AEIS) – test results [329]	2× [213, 221]
155	Textbook Question Answering (TQA) – questions for 1,076 lessons [183]	1× [30]
156	Think-Aloud Chemistry Tutors – log data and think-aloud transcripts [32, 189]	2× [32, 390]
157	Think-Aloud Logic Tutor – logs of students interacting with an ITS [189, 390]	1× [390]
158	TOEFL-QA (Test of English as a Foreign Language) – question answers [70, 332]	1× [96]
159	TOEFL-QA: aSTS-EI (Semantic Textual Similarity) – item similarity [96]	1× [96]
160	TRACER: Targeted RepAir of Compilation ERrors – faulty C programs [7]	1× [66]
161	UCI Student Performance – grades and data from Portuguese schools [84]	2× [76, 264]
162	Udemy MOOC Descriptions – properties of courses offered by Udemy [203]	1× [203]
163	USNA Physics – logs of student homework done in an ITS [181, 189]	1× [286]
164	VerAs: Verify then Assess – reports for formative assessment with rubrics [13]	1× [13]
165	VideoLectures.Net (VLE) – metrics for video presentations [41, 42]	2× [41, 42]
166	VitalSource – student ratings of automatically generated questions [173]	1× [173]
167	Weights Task: Collaborative Problem Solving – transcripts [186]	1× [340]
168	WordBank: Vocabulary Development – children’s knowledge of words [130]	1× [361]
169	xAPI Students’ Academic Performance – student responses to topics [9]	2× [76, 209]
170	XuetaangX MOOC Activity of Users – students’ learning activities [123]	1× [102]
171	XuetaangX MOOCCube – concepts, courses, and student behavior [380]	2× [131, 254]
172	YouTube Resources – metadata of educational videos [327]	1× [327]

A List of Datasets

Table 8 lists all the datasets identified by our survey.

B Checklist of Best PRACTICE for Dataset Sharing for Authors

Table 9 summarizes the guidelines recommended by our survey. We note that the PRACTICE checklist represents aspirational best practices. When legal, ethical, or institutional constraints prevent full compliance, authors are encouraged to document these limitations transparently.

Received 26 February 2025; revised 23 December 2025; accepted 8 February 2026

Table 9. The 8-item PRACTICE guidelines for open data management in LA research. Each item has 2 actionable checklist sub-items. Also, each item includes a note (in gray) regarding which aspect of the FAIR guidelines [117, 359] it supports.

1	P	<i>Prepare for Open Data Sharing Before Collecting the Data.</i>	[Reusable]
		<input type="checkbox"/> Create a research consent form that explains to participants the data anonymization and sharing. <input type="checkbox"/> Obtain an IRB approval (if needed). In the application, explain data anonymization and sharing.	
2	R	<i>Refine and Preprocess the Data for Open Use.</i>	[Interoperable, Reusable]
		<input type="checkbox"/> Anonymize and clean the dataset, especially removing participants' sensitive information. <input type="checkbox"/> Have an independent human validator to check for issues. If using AI tools, ensure human oversight.	
3	A	<i>Add Clear Documentation and Metadata.</i>	[Findable, Accessible, Interoperable]
		<input type="checkbox"/> Describe the data properties, especially the variables and their format in a data dictionary. <input type="checkbox"/> Describe the context (e.g., how many participants and data points, where the data were collected, how).	
4	C	<i>Choose a Trusted and Stable Repository for Longevity.</i>	[Findable, Accessible, Interoperable]
		<input type="checkbox"/> Use a well-established storage, such as Zenodo, to publish the data persistently as a DOI-citable release. <input type="checkbox"/> Ensure the data files follow a standard format. Place them in a logical folder structure and describe it.	
5	T	<i>Transparently License the Data for Open Use.</i>	[Interoperable, Reusable]
		<input type="checkbox"/> Add an open license to the dataset using a standard template, such as CC-BY, allowing reuse. <input type="checkbox"/> Ask users to report any breach of license terms, including anonymization issues.	
6	I	<i>Indicate Open Data Availability in Your Paper.</i>	[Findable]
		<input type="checkbox"/> Link the dataset in a prominent section (e.g., abstract, introduction, conclusion). <input type="checkbox"/> Display hyperlinks and references in color to call visual attention.	
7	C	<i>Citing Your Dataset Should be Easy for Users.</i>	[Reusable]
		<input type="checkbox"/> Add a "How to cite" section in the repository, providing both a full-text and BibTeX citation record. <input type="checkbox"/> List a valid, official email address where the users can reach you to clarify any questions.	
8	E	<i>Ensure Responsible Usage and Citation of External Datasets.</i>	[Reusable]
		<input type="checkbox"/> Use others' open datasets responsibly, following the license terms and ethical standards of research. <input type="checkbox"/> Give credit to data authors by attributing the dataset in a way the authors prefer.	