

Compiling Quantum λ -Terms into Circuits via the Geometry of Interaction

KOSTIA CHARDONNET, Université de Lorraine, CNRS, Inria, LORIA, F-54000, France

UGO DAL LAGO, University of Bologna, Italy and INRIA Sophia Antipolis, France, Italy

NAOHIKO HOSHINO, Sojo University, Japan

PAOLO PISTONE, Université Claude Bernard Lyon 1, France

We present an algorithm turning any term of a linear quantum λ -calculus into a quantum circuit. The essential ingredient behind the proposed algorithm is Girard's geometry of interaction, which, differently from its well-known uses from the literature, is here leveraged to perform as much of the *classical* computation as possible, at the same time producing a circuit that, when evaluated, performs all the *quantum* operations in the underlying λ -term. We identify higher-order control flow as the primary obstacle towards efficient solutions to the problem at hand. Notably, geometry of interaction proves sufficiently flexible to enable efficient compilation in many cases, while still supporting a total compilation procedure. Finally, we characterize through a type system those λ -terms for which compilation can be performed efficiently.

Additional Key Words and Phrases: Quantum computation, lambda-calculus, compilation, geometry of interaction

1 Introduction

Quantum computing holds immense potential to revolutionize various areas of computer science by solving complex problems much faster than classical computing [27, 48]. This is due to its ability to leverage the power of quantum bits, thanks to *superposition* and *entanglement*. One of the fascinating aspects of quantum computing is the diversity of model architectures being explored. These include gate-based quantum computing, but also quantum annealing [30], topological quantum computing [31], and others.

On the side of high-level quantum programming languages, the QRAM model of quantum computation [32, 51] is among the most successful ones. There, a classical computing machine interacts with a quantum processor by instructing the latter to create new qubits, apply some unitary transformations to the existing qubits, or measure (some of) them. In other words, programs have classical control flow, but can also communicate with a quantum device that acts on quantum data by applying unitary operations or measurements. This is conceptually similar to what happens when programming in presence of an external storage device. Thanks to measurements, however, the overall evolution (and the computation's final result) can be *probabilistic*. Moreover, the classical computer and the quantum processor do not have the same nature: while the former is a purely classical device, the latter's internal state consists of a finite number of qubits, each of them manipulated following the postulates of quantum mechanics. In particular, quantum bits cannot be erased nor duplicated, and the quantum processor can only perform operations of a very specific shape.

Based on this model, several *quantum programming languages* have been developed, from assembly code [10, 11], to imperative programming languages with loops and classical tests [16], to functional programming languages and λ -calculi [13, 46, 47]. All these languages follow the QRAM model: programs can perform classical operations internally, but also interact with an external quantum device, instructing it to apply quantum operations to one or more of the stored qubits. In

Authors' Contact Information: [Kostia Chardonnet](mailto:kostia.chardonnet@pm.me), kostia.chardonnet@pm.me, Université de Lorraine, CNRS, Inria, LORIA, F-54000, Nancy, France; [Ugo Dal Lago](mailto:ugo.dallago@unibo.it), ugo.dallago@unibo.it, University of Bologna, Italy and INRIA Sophia Antipolis, France, Bologna, Italy; [Naohiko Hoshino](mailto:nhoshino@cis.sojo-u.ac.jp), nhoshino@cis.sojo-u.ac.jp, Sojo University, Sojo, Japan; [Paolo Pistone](mailto:paolo.pistone@ens-lyon.fr), paolo.pistone@ens-lyon.fr, Université Claude Bernard Lyon 1, Lyon, France.

particular, between any two interaction points, the underlying classical machine can perform an arbitrary amount of classical work. A positive aspect of this programming style is that the results of measurements are made available in the form of “first-class” Booleans and can therefore influence the control flow. This arguably helps to make programs simple and readable.

However, a fracture exists between the aforementioned programming paradigm, and the reality of quantum computing. Most quantum architectures are currently very hard to be accessed interactively, and instead require *a whole quantum circuit* to be sent to them. The latter is first created in its entirety by a classical algorithm, and then processed and optimized for the specific architecture through *transpilation*. As a result, quantum programs are, in practice, often written down either as programs representing *one* quantum circuit [11], or as programs in so-called *circuit description languages*, like Qiskit [29], Cirq [49], or Quipper [24, 25]. These languages manipulate circuits as ordinary data structures, often taking the form of libraries for mainstream programming languages. This separates circuit *construction* from circuit *execution*, enabling offline optimization and transpilation. Programming is thus seen as the direct construction of quantum circuits and the model is no longer the one of QRAMs: the program’s task consists in building a circuit, and not of interacting with a quantum device. This way, however, the possibility of making partial results of a quantum computation available to the programmer is lost: the only way to run a circuit is to execute it *in its entirety*, even if the so-called *dynamic lifting* techniques can partially alleviate this burden [17].

It is thus natural to ask whether it is possible to reconcile the QRAM model with the need to produce complete circuits, thereby targeting existing hardware architectures. In fact, this work provides an answer to the following question: would it be possible to *compile* programs written in QRAM languages, in particular functional languages with higher-order functions [13, 46, 47], down to quantum circuits, along the way *performing* as much of the classical work as possible, but *delegating* all the quantum operations to the target circuit? Moreover, would it be possible to do that *efficiently* in presence of both measurements and conditionals? As detailed in Section 2 below, this is not trivial and cannot be easily solved by relying on the usual, rewriting based operational semantics of the underlying language. Indeed, a conditional whose branches have a higher-order type cannot be easily and efficiently compiled into a conditional of the target circuit language: as soon as a branching is *opened*, it is difficult to unify the two branches, effectively *closing* the branching. This can give rise to an exponential blow-up in the size of the underlying circuit, a well-known phenomenon which shows up, e.g., in the related problem of dynamically lifting [8, 17, 37] the value of a Boolean in circuit description languages.

Contributions. In this work we propose a new compilation procedure for the linear fragment of a quantum λ -calculus in the style of Selinger & Valiron’s quantum λ -calculus [45, 47] onto a paradigmatic quantum circuit model corresponding to a fragment of the QASM language [11]. Our procedure gets rid of *both* higher-order operations *and* classical control, providing an effective solution to the following problem: given a well-typed term of first-order type, in which higher-order functions and conditionals can possibly occur, extract the underlying circuit, effectively anticipating the classical work as much as possible.

The fundamental ingredient of our compilation scheme is Girard’s *Geometry of Interaction* (GoI for short) [20, 21], a semantic framework for linear logic which is well-known to induce *abstract machines* [1, 14, 39] and circuit *synthesis* algorithms [18]. The basic idea behind the GoI translation can be described as follows: given a type derivation π with conclusion $\Gamma \vdash M : A$, one introduces a finite set of tokens which can travel along occurrences of base types throughout π ; the paths followed by such tokens then give rise to a circuit relating *positive* and *negative* occurrences of base types in Γ and A , which is constructed incrementally, following the paths of tokens inside π . For instance, a type derivation with conclusion $x : \text{qbit}, y : \text{qbit} \vdash M : (\text{qbit} \multimap \text{qbit}) \multimap \text{qbit}$ (where M might

indeed contain higher-order operations as well as conditionals) will, after compilation, give rise to a quantum circuit with three input qubits and two output qubits.

Our compilation procedure works in two steps: first, the typing derivation is translated via GoI onto a language for quantum circuits *with* control flow. Then, a second compilation step takes place, which translates the circuit onto a proper quantum circuit, notably *eliminating* the use of classical control flow. While the second sub-problem, a solution to which is given in Section 4, can be solved efficiently regardless of the underlying circuit, the first phase is challenging, computationally speaking. In particular, what makes it non-trivial is the presence, in the source λ -calculus, of *higher-order control flow* in the form of conditional constructs whose branches have higher-order types. As explained in the following section, this constitutes the conceptual and computational bottleneck of the problem. We address it as follows. On the one hand, we design a somehow naïve, but correct, approach that compiles the two branches, in an *asynchronous* way, onto two distinct circuits. This approach, although sound, is potentially inefficient, as it may produce a circuit of size *exponential* in that of the original program. On the other hand, Geometry of Interaction naturally suggests an alternative, *synchronous*, way of handling higher-order control flow, which enables the production of compact circuits; however, this approach, although efficient, is not always applicable, as it may lead to deadlocks. For this reason, the strategy employed by our machine is to apply the synchronous method whenever possible, and resort to the asynchronous, inefficient, method only when necessary, that is, in the presence of deadlocks.

After presenting the compilation procedure, we establish its soundness via a simulation result with respect to a different GoI interpretation of quantum λ -calculi [12], relating the two underlying machines via the well-known *completely positive maps* semantics of quantum circuits [44].

Finally, we show that there is a way to isolate precisely those terms of the source calculus which can be compiled through the optimized machine, thus *never* incurring in an exponential blow-up. For that, we introduce a type system ensuring that well-typed terms may not, by construction, give rise to deadlocks. Remarkably, the type system is not only sound but complete.

Outline. In Section 2, we provide an informal overview over the challenge of compiling higher-order quantum programs with higher-order control flow onto quantum circuits. In Section 3 we introduce a linear quantum λ -calculus that will be the source language of our compilation procedure, together with an operational semantics for it. In Section 4 we introduce quantum circuits with conditionals, and we show that the latter can be efficiently eliminated from quantum circuits. In Section 5 we present our machine, called the QCSIAM¹, first in its naïve, inefficient, form, and, then, in its more optimized form, proving its soundness and termination properties. In Section 6 we present a type system capturing those programs which can be compiled efficiently without deadlocks. In the final two sections we discuss related and potential future work.

Due to space constraints, most proofs had to be elided, but are available in the Appendix.

2 A Bird’s Eye View on the Problem

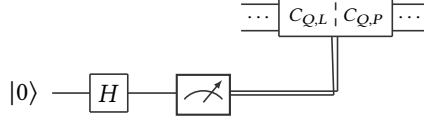
In this section we provide an overview on the problem addressed in this paper, focusing on the challenges it poses from a computational viewpoint.

Our goal is that of translating a term M written in a linear quantum λ -calculus [47] onto a quantum circuit C [40], that is, a finite sequence of operations for creating, modifying and measuring qubits, possibly carrying around the result of previous measurements for the sake of conditioning the applications of subsequent quantum operations. Observe that M can manipulate higher-order functions, while C is a sequential composition of quantum gates, and has thus a genuinely first-order nature.

At least for what concerns the classical part of the underlying computation, a first obvious idea would be to try to compile M via rewriting or abstract machines [1, 33, 35], adapting such approaches so that evaluating a quantum instruction occurring in M has the effect of modifying an incrementally-built circuit, rather than explicitly performing some quantum operations. For example, suppose that M is the term $\text{let } x = S \text{ in } Q$, where S is $\text{if } N \text{ then } L \text{ else } P$. Suppose further that the branches L and P have type $\text{qbit} \multimap \text{qbit}$, and that the guard N is a term of Boolean type whose value is produced through some form of quantum computation, e.g., N is $\text{meas}(\text{H}(\text{new ff}))$, while L and P are $\lambda x.x$ and $\lambda x.\text{H}(x)$, respectively. (Here, H stands for the so-called *Hadamard* gate, while new and meas initializes and measure a qubit, respectively.) Now, suppose we want to compile M into an equivalent quantum circuit C_M . When evaluating N , such an abstract machine would (correctly) not perform any quantum operations, but rather produce a circuit of the following form:



As the Boolean produced by N depends on the result of a measurement, its value would not be known at circuit-*building* time, but only at circuit-*execution* time. Therefore, *both* branches of $S = \text{if } N \text{ then } L \text{ else } P$ should be executed and compiled separately. Yet, the two branches have *functional* type, and compiling the continuation Q only once would be non-trivial, precisely because of the presence of a variable x of function type. The situation would be even more complicated if the type of L and P were of an even higher order. Since we want to keep the abstract machine we are describing compliant with the underlying reduction semantics, it is thus natural to proceed by compiling $Q[x \leftarrow L]$ and $Q[x \leftarrow P]$ into two circuits $C_{Q,L}$ and $C_{Q,P}$. The overall circuit constructed would then have the following form:

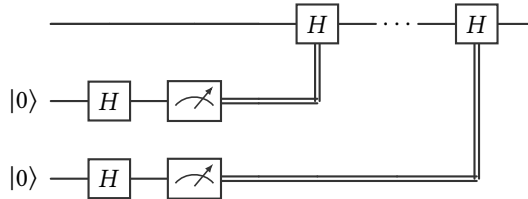


where the box at the top represents a conditional gate whose branches are $C_{Q,L}$ and $C_{Q,P}$.

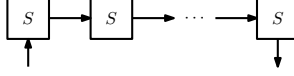
By proceeding this way, however, we eventually run into a problem of efficiency: sequentially composed programs with higher-order control flow could possibly give rise to an exponential blow-up in the size of the produced global circuit. Indeed, suppose we generalize the above example to a family of terms $M_n = R_n^n$, where

$$\begin{aligned} R_{n+1}^m &:= \text{let } x_n = S \text{ in } R_n^m; \\ R_0^m &:= \lambda x.x_1(x_2(\dots(x_mx))). \end{aligned}$$

It is clear that, by proceeding as above while compiling M_n , we would obtain a circuit of size *exponential* in n , consisting of n levels of nested conditionals. Still, a much simpler circuit that captures the quantum operations performed by M_n can easily be constructed in this case, namely the following:



The compilation technique presented in this paper produces, on input M_n , precisely the circuit described above. The key idea is to view compilation as a form of *parallel data-flow analysis*, supported by the geometry of interaction. This proceeds by letting tokens follow occurrences of base types in the underlining type derivation. When applied to the term M_n , this gives rise to a data-flow graph similar to the following one

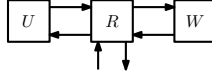


There are here n nodes, each corresponding to an occurrence of the conditional S . Edges here model data dependencies. Please observe that there are no circularities here. The compilation of M_n involves $n + 1$ tokens. The first n tokens each correspond to the n occurrences of N , are local to one of the S nodes, and have a simple and short-lived behavior. The last token, instead, traverses the n occurrences of S . The handling of conditionals is here done as follows: when *all* the incoming tokens are available, the two branches are compiled in a recursive way, resulting in two circuits which then becomes the branches of a conditional at the level of the original circuit. We will call this way of handling conditionals the *synchronous* rule. By tracing token paths *hierarchically*, starting from the conditional branches placed at highest depth, and then moving upwards, the synchronous rule can turn such *higher-order control flow* onto plain, *circuit-level* conditionals, yielding in the end compact circuits like the one above, once circuit-level conditionals have been compiled away.

Is this the end of the story? Unfortunately, the answer is negative: as anticipated, this synchronous method is not *always* applicable. Consider, for instance, the following term:

$$R := \text{if } N \text{ then } (\lambda f, g, x. f(gx)) \text{ else } (\lambda f, g, x. g(fx)).$$

The two branches of the conditional are here of *second-order* type $(\text{qbit} \multimap \text{qbit}) \multimap (\text{qbit} \multimap \text{qbit}) \multimap (\text{qbit} \multimap \text{qbit})$. Let U and W be quantum gates. If one were to apply the aforementioned compilation scheme to the term $R \ U \ W$, one would obtain a data dependency graph like the following one:



A form of *deadlock* arises, due to the presence of a circular dependency between the conditional R and the two gates U and W . Observe that deciding whether compiling U *before* W or viceversa depends on how the conditional in R evaluates. Moreover, compiling the circuits underlying the two branches of R requires knowing, *in advance*, to which gates and in which order the variables f and g will be applied, and thus to have already compiled both U and W .

It should be noted that this limitation is not as much due to our chosen architecture, as it is, in fact, *unavoidable*: it can be shown that no quantum circuit containing only a single occurrence of both U and W is equivalent to the term above. To be a bit more precise, there is no quantum circuit C with three holes $[-]$, $\{-\}$ and $[-]$ where each of $[-]$, $\{-\}$ and $[-]$ appears exactly once such that for any Boolean value x and quantum gates U and W , both $C[x]\{U\}[W]$ and $\text{if } x \text{ then } W; U \text{ else } U; W$ produce the same quantum states. (For more detail and proof of impossibility, see [6]). In Appendix B, we give an elementary proof for quantum gates U and W acting on two qubits.

How can we overcome this *impasse*? Is it possible to compile the family of terms M_n efficiently, while at the same time handling satisfactorily deadlock phenomena such as those occurring in the term R ? The answer is affirmative, and consists in complementing the synchronous rule mentioned above with another, *asynchronous*, rule that essentially follows the natural (but inefficient) idea of breaking deadlocks through duplication. The resulting machine, described in Section 5, is on the

one hand capable of compiling any term of the source λ -calculus, and, on the other hand, efficient in those cases in which circular dependencies like those just highlighted do not occur.

3 The λ^Q -Calculus

In this section we describe the syntax and operational semantics of λ^Q , the calculus which we take as source language, and which can be seen as a linear version of Selinger and Valiron's quantum λ -calculus, [45, 47], almost identical to the one considered in [34].

Syntax. The language of *terms* consists of the standard λ -calculus constructions, together with pairs, a conditional operator, and basic operators on bits and qubits.

Definition 3.1. We define the set of λ^Q terms, noted Λ^Q by:

$$\begin{aligned} \Lambda^Q \ni M, N, P ::= & x \mid \lambda x.M \mid M N & (\text{Functions}) \\ & \mid * \mid \text{let } * = M \text{ in } N & (\text{Unit}) \\ & \mid \langle M, N \rangle \mid \text{let } \langle x, y \rangle = M \text{ in } N & (\text{Pairs}) \\ & \mid \text{if } M \text{ then } N \text{ else } P & (\text{Conditionals}) \\ & \mid c & (\text{Operations}) \end{aligned}$$

Here, x ranges over an infinite set of variables, while c ranges over a finite set \mathbb{Q} of operators (see Definition 3.3 below). We write $\text{let } x = M \text{ in } N$ for $(\lambda x.N) M$ and $\lambda x_1, \dots, x_n.M$ for $\lambda x_1. \lambda x_2. \dots \lambda x_n.M$.

Type System. The λ^Q -calculus comes equipped with a linear type system [19]: every piece of data has to be used *exactly* once. This means that nothing can be duplicated or erased, hence respecting the laws of quantum physics regarding the non-duplication of qubits [40]. The type system contains two base types, namely the one of classical bits (denoted bit) and the one of quantum bits (denoted qbit), which can be combined through tensors or function types:

Definition 3.2. Types are defined as follows:

$$A, B ::= \text{bit} \mid \text{qbit} \mid 1 \mid A \multimap B \mid A \otimes B$$

The meta-variable \mathbb{B} ranges over base types namely bit and qbit , while \mathbb{A} stands for \mathbb{B} or 1 .

We are now ready to give a few more details about the set of possible quantum operations. The set \mathbb{Q} includes quantum operations acting on quantum data. They are taken over a (universal) set of quantum gates, along with an operation for creating and measuring qubits as well as creating and discarding classical bits.

Definition 3.3. The set \mathbb{Q} of predefined operations includes:

- Classical bit initialization zero and one, and classical bit discarding discard .
- An operator new which initializes a new qubit based on the value of a classical bit.
- The measurement operation meas , which takes a qubit and returns a bit.
- A universal set of quantum gates such as Clifford + T set: $\{\text{H}, \text{S}, \text{T}, \text{CNOT}\}$.

Each operator $c \in \mathbb{Q}$ comes equipped with a type $\text{in}(c) \rightarrow \text{out}(c)$ where $\text{in}(c)$ and $\text{out}(c)$ are possibly empty sequences of base types:

$$\begin{aligned} \text{zero, one} : () &\rightarrow (\text{bit}) & \text{meas} : (\text{qbit}) &\rightarrow (\text{bit}) \\ \text{discard} : (\text{bit}) &\rightarrow () & \text{H, S, T} : (\text{qbit}) &\rightarrow (\text{qbit}) \\ \text{new} : (\text{bit}) &\rightarrow (\text{qbit}) & \text{CNOT} : (\text{qbit}, \text{qbit}) &\rightarrow (\text{qbit}, \text{qbit}) \end{aligned}$$

Given a sequence $s = (\mathbb{B}_1, \dots, \mathbb{B}_n)$ we denote by $|s|$ its length n .

Definition 3.4. Given an operator $c \in \mathbb{Q}$ such that $\text{in}(c) = (\mathbb{B}_1, \dots, \mathbb{B}_n)$ and $\text{out}(c) = (\mathbb{B}'_1, \dots, \mathbb{B}'_m)$, we define $\mathcal{T}(c)$ as $\mathbb{B}_1 \otimes \dots \otimes \mathbb{B}_n \multimap \mathbb{B}'_1 \otimes \dots \otimes \mathbb{B}'_m$, where $\mathbb{B}_1 \otimes \dots \otimes \mathbb{B}_p$ is 1 when $p = 0$.

Definition 3.5. Typing contexts Γ, Δ are sets of pairs of variables and their corresponding types. Typing rules are defined over typing judgments of the form $\Delta \vdash M : A$, which reads as “the term M , under context Δ , has type A ”. The typing system is generated inductively from the following rules:

$$\begin{array}{c}
\frac{}{x : A \vdash x : A} \quad \frac{\Delta, x : A \vdash M : B}{\Delta \vdash \lambda x. M : A \multimap B} \quad \frac{\Delta \vdash M : A \multimap B \quad \Gamma \vdash N : A}{\Delta, \Gamma \vdash M N : B} \\
\frac{}{\vdash * : 1} \quad \frac{\Delta \vdash M : 1 \quad \Gamma \vdash N : A}{\Delta, \Gamma \vdash \text{let } * = M \text{ in } N : A} \\
\frac{\Delta \vdash M : A \quad \Gamma \vdash N : B}{\Delta, \Gamma \vdash \langle M, N \rangle : A \otimes B} \quad \frac{\Delta \vdash M : A \otimes B \quad \Gamma, x : A, y : B \vdash N : C}{\Delta, \Gamma \vdash \text{let } \langle x, y \rangle = M \text{ in } N : C} \\
\frac{\Delta \vdash M : \text{bit} \quad \Gamma \vdash N : A \quad \Gamma \vdash P : A}{\Delta, \Gamma \vdash \text{if } M \text{ then } N \text{ else } P : A} \quad \frac{}{\vdash c : \mathcal{T}(c)}
\end{array}$$

Example 3.6. The term *COIN* implementing a perfectly fair *coin-flip* can be written down as $\text{meas}(\text{H}(\text{new}(\text{one}(*))))$ and correctly receives the type bit in the empty context.

Operational Semantics. λ^Q can be naturally endowed with a *call-by-value* reduction semantics. While linear functions and pairs can be treated in a completely standard way, basic operations requires some care. First, it is convenient to endow the calculus with two terms tt and ff of type bit , to which one $*$ and zero $*$ evaluate, respectively. Creating qubits is more delicate. In order to manipulate them, λ^Q makes use of an external quantum register in which the qubits the underlying program manipulates are stored. The term can refer to the quantum registers through variables, each of them referring to a qubit in the quantum memory. When applying a quantum operation to these variables, the qubits corresponding to those variables is modified accordingly. This is formalized through the notion of a *quantum closure*:

Definition 3.7 (Quantum Closure [47]). A quantum closure (or simply closure) is a triple $[Q, L, M]$ where $L = [x_1, \dots, x_n]$ is a list of variables, Q is a normalized vector of \mathbb{C}^{2^n} , and M is a term. The set of quantum closures is indicated as \mathcal{Q} .

The operational semantics of λ^Q , following [47], is probabilistic, and defining it requires the notion of pseudo-distribution.

Definition 3.8 (Pseudo-Distributions). Let X be a set. A *pseudo-distribution* over X is a finite set of pairs, that we note $\{x_1^{\mu_1}, \dots, x_n^{\mu_n}\}$, where x_1, \dots, x_n are pairwise distinct elements of X , and μ_1, \dots, μ_n are elements of $\mathbb{R}_{[0,1]}$ such that $\sum_{i=1}^n \mu_i = 1$. The set of pseudo-distributions on X is denoted as $\mathcal{D}(X)$. Given $\mu_1, \dots, \mu_n \in \mathbb{R}_{[0,1]}$ and $\nu_1, \dots, \nu_n \in \mathcal{D}(X)$ such that $\sum_{1 \leq i \leq n} \mu_i = 1$, we denote their convex combination by $\sum_{1 \leq i \leq n} \mu_i \nu_i$.

We spell out the operational semantics of λ^Q through a relation $\rightarrow \subseteq \mathcal{Q} \times \mathcal{D}(\mathcal{Q})$. First, we need some auxiliary definitions.

Definition 3.9 (Values, Evaluation Contexts, and Substitution). The evaluation contexts E are defined as:

$$\begin{aligned}
E ::= [\cdot] \mid \text{let } \langle x, y \rangle = E \text{ in } M \mid \text{let } * = E \text{ in } M \mid E M \mid V E \mid \\
\langle E, M \rangle \mid \langle V, E \rangle \mid \text{if } E \text{ then } M \text{ else } N
\end{aligned}$$

As usual, $E[M]$ is E where the hole $[\cdot]$ has been filled by the term M . Values are generated by the following grammar:

$$V, W ::= x \mid * \mid c \mid \text{tt} \mid \text{ff} \mid \langle V, W \rangle \mid \lambda x. M$$

We write $M[x \leftarrow N]$ for the capture-avoiding substitution of x in M by the term N .

Definition 3.10. There are three kinds of reduction rules:

- **Classical Reduction Rules.** First, we have some (pretty standard) reduction rules which only influence the third component of the underlying quantum closures and which do not produce any probabilistic effect:

$$\begin{aligned} [Q, L, (\lambda x.M)V] &\rightarrow \{[Q, L, M[x \leftarrow V]]^1\} \\ [Q, L, \text{let } * = * \text{ in } M] &\rightarrow \{[Q, L, M]^1\} \\ [Q, L, \text{let } \langle x, y \rangle = \langle V, W \rangle \text{ in } M] &\rightarrow \{[Q, L, M[x \leftarrow V, y \leftarrow W]]^1\} \\ [Q, L, \text{if } \text{tt} \text{ then } M \text{ else } N] &\rightarrow \{[Q, L, M]^1\} \\ [Q, L, \text{if } \text{ff} \text{ then } M \text{ else } N] &\rightarrow \{[Q, L, N]^1\} \end{aligned}$$

- **Operator Reduction Rules.** The operators, on the other hand, can very much influence the content of the quantum register, possibly producing probabilistic effects:

$$\begin{aligned} [Q, L, \text{one } *] &\rightarrow \{[Q, L, \text{tt}]^1\} \\ [Q, L, \text{zero } *] &\rightarrow \{[Q, L, \text{ff}]^1\} \\ [Q, L, \text{discard } b] &\rightarrow \{[Q, L, *]^1\} \text{ for } b \in \{\text{tt}, \text{ff}\} \\ [Q, [x_1, \dots, x_n], U\langle x_{j_1}, \dots, x_{j_n} \rangle] &\rightarrow \{[R, [x_1, \dots, x_n], \langle x_{j_1}, \dots, x_{j_n} \rangle]^1\} \\ [\alpha |Q_0\rangle + \beta |Q_1\rangle, L, \text{meas } x] &\rightarrow \{[|R_0\rangle, L \setminus \{x\}, \text{ff}]^{|\alpha|^2}, \\ &\quad [|R_1\rangle, L \setminus \{x\}, \text{tt}]^{|\beta|^2}\} \\ [Q, [x_1, \dots, x_n], \text{new ff}] &\rightarrow \{[Q \otimes |0\rangle, [x_1, \dots, x_n, y], y]^1\} \\ [Q, [x_1, \dots, x_n], \text{new tt}] &\rightarrow \{[Q \otimes |1\rangle, [x_1, \dots, x_n, y], y]^1\} \end{aligned}$$

Here R is the state Q where the gate U has been applied to qubits j_1, \dots, j_n , and $|Q_i\rangle$ are normalized states of the form $\sum_j \alpha_j |\psi_j^i\rangle \otimes |i\rangle \otimes |\phi_j^i\rangle$ and $R_i = \sum_j \alpha_j |\psi_j^i\rangle \otimes |\phi_j^i\rangle$ for $i \in \{0, 1\}$ respectively. Finally, in the rule for new, the variable y is fresh.

- **Congruence Rule.** As usual, reduction rules can be applied anywhere in an evaluation context.

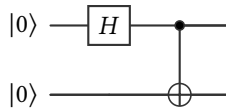
$$\frac{[Q, L, M] \rightarrow \{[R_1, L_1, N_1]^{\mu_1}, \dots, [R_n, L_n, N_n]^{\mu_n}\}}{[Q, L, E[M]] \rightarrow \{[R_1, L_1, E[N_1]]^{\mu_1}, \dots, [R_n, L_n, E[N_n]]^{\mu_n}\}}$$

Whenever $C \rightarrow \{D^1\}$, we take the liberty of writing $C \rightarrow D$.

Example 3.11. Consider the term $\vdash M : \text{qbit} \otimes \text{qbit}$ given by

$$(\lambda f. \lambda x. \text{CNOT } \langle f \ x, \text{new } (\text{zero } *) \rangle) H (\text{new } (\text{zero } *)).$$

This term corresponds to the circuit:



$[-, -, (\lambda f. \lambda x. \text{CNOT } \langle f \ x, \text{new } (\text{zero } *) \rangle) H (\text{new } (\text{zero } *))]$	
$\rightarrow [-, -, (\lambda x. \text{CNOT } \langle H \ x, \text{new } (\text{zero } *) \rangle) (\text{new } (\text{zero } *))]$	β -reduction
$\rightarrow [-, -, (\lambda x. \text{CNOT } \langle H \ x, \text{new } (\text{zero } *) \rangle) (\text{new ff})]$	Evaluate zero *
$\rightarrow [0\rangle, [y], (\lambda x. \text{CNOT } \langle H \ x, \text{new } (\text{zero } *) \rangle) y]$	Evaluate new ff
$\rightarrow [0\rangle, [y], \text{CNOT } \langle H \ y, \text{new } (\text{zero } *) \rangle]$	β -reduction
$\rightarrow [\frac{ 0\rangle + 1\rangle}{\sqrt{2}}, [y], \text{CNOT } \langle y, \text{new } (\text{zero } *) \rangle]$	Evaluate $H \ y$
$\rightarrow [\frac{ 0\rangle + 1\rangle}{\sqrt{2}}, [y], \text{CNOT } \langle y, \text{new ff} \rangle]$	Evaluate zero *
$\rightarrow [\frac{ 0\rangle + 1\rangle}{\sqrt{2}} \otimes 0\rangle, [y, z], \text{CNOT } \langle y, z \rangle]$	Evaluate new ff
$\rightarrow [\frac{ 00\rangle + 11\rangle}{\sqrt{2}}, [y, z], \langle y, z \rangle]$	Evaluate CNOT

Fig. 1. Example of evaluation of a closure.

which computes the Bell’s State (also call EPR pair). Notice that we used higher-order functions to change the state of the second qubit by feeding another argument instead of new ff. We illustrate the reduction of M in Figure 1, where Q and L are initially empty (as there are no free variables in M). In Section 5, we will show how the compiling procedure produces the circuit above.

λ^Q enjoys the usual properties of typed programming languages, namely, Subject Reduction, Progress and Termination. For more details, we refer to either Section A or [45, 47].

4 Quantum Circuits

In this section, we introduce a language for quantum circuits with classical control flow, called QC , and we describe its interpretation in the symmetric monoidal category of *completely positive maps* [44, 46]. Then, we show that any circuit is equivalent to a plain one, i.e. without if-then-else, by describing a procedure to eliminate the use of classical control flow.

Quantum Circuits with Classical Control Flow. Let \mathbb{L} be an infinite set of *labels*, indicated as l, r, s, \dots , to be used as names for the wires of circuits. Quantum circuits are defined over \mathbb{Q} , the same set of quantum gates we used in the last section.

Definition 4.1. We define *types* and *circuits* as follows:

$$\begin{aligned} \mathbb{B} &::= \text{bit} \mid \text{qbit} && (\text{Base Types}) \\ C, D &::= c_{\vec{l}}^{\vec{r}} \mid C ; D \mid \text{if } l \text{ then } D \text{ else } E && (\text{Circuits}) \end{aligned}$$

where c ranges over \mathbb{Q} , and \vec{l}, \vec{r} are finite sequences of labels. The expression $c_{\vec{l}}^{\vec{r}}$ indicates the quantum operation c that should be applied *and* the wires it acts on.

A QC -environment (or, simply, an environment) is a set of pairs of a label and its corresponding type. We require that any label occurs at most once in an environment. A *type judgment* for a circuit C is an expression of the form $\Gamma \triangleright C \triangleright \Delta$. Type judgments are inferred inductively via the rules in Fig. 2, where Γ, Δ indicates the union of environments Γ and Δ , with the proviso that they have no label in common. The term $c_{\vec{l}}^{\vec{r}}$ can be typed with an additional environment

$$\boxed{
\begin{array}{c}
c \in \mathbb{Q} \quad \begin{array}{l} \text{in}(c) = (\mathbb{B}_1, \dots, \mathbb{B}_n) \quad \bar{l} = (l_1, \dots, l_n) \\ \text{out}(c) = (\mathbb{B}'_1, \dots, \mathbb{B}'_m) \quad \bar{r} = (r_1, \dots, r_m) \end{array} \\
\hline
\Theta, l_1 : \mathbb{B}_1, \dots, l_n : \mathbb{B}_n \triangleright c_{\bar{r}}^{\bar{l}} \triangleright \Theta, r_1 : \mathbb{B}'_1, \dots, r_m : \mathbb{B}'_m \quad \mathbb{Q} \\
\\
\frac{\Gamma \triangleright C \triangleright \Psi \quad \Psi \triangleright D \triangleright \Delta}{\Gamma \triangleright C; D \triangleright \Delta} ; \quad \frac{\Gamma \triangleright C \triangleright \Delta \quad \Gamma \triangleright D \triangleright \Delta}{\Gamma, l : \text{bit} \triangleright \text{if } l \text{ then } C \text{ else } D \triangleright \Delta} \text{ ite}
\end{array}
}$$

Fig. 2. Circuit Typing Rules.

Θ , which means that the corresponding circuit is the tensorized gate $\text{Id} \otimes c$. Notice that \bar{l} (resp. \bar{r}) is omitted when $\text{in}(c)$ (resp. $\text{out}(c)$) is empty. This allows us not to consider an operator for parallel composition in the spirit of premonoidal categories [43]. The rule `ite` also deserves some discussion: the conditional constructor only accepts labels as its condition, but standard conditional constructor can be recovered by means of sequential composition. In fact, given $\Theta \triangleright E \triangleright l : \text{bit}$, we can always derive $\Gamma, \Theta \triangleright E \triangleright \Gamma, l : \text{bit}$, and therefore, we obtain $\Gamma, \Theta \triangleright E ; \text{if } l \text{ then } C \text{ else } D \triangleright \Delta$.

4.1 Semantics of Circuits

We interpret circuits in terms of completely positive maps, as in [46]. The category **CPM** has for objects finite tuples of positive integers $\sigma = (n_1, \dots, n_k)$ and as morphisms completely positive maps $V_\sigma \rightarrow V_{\sigma'}$ where $V_{(n_1, \dots, n_k)} = \mathbb{C}^{n_1 \times n_1} \times \dots \times \mathbb{C}^{n_k \times n_k}$. **CPM** is symmetric monoidal closed (in fact, dagger compact closed, cf. [47]), with tensor product $(n_1, \dots, n_k) \otimes (m_1, \dots, m_k) = (n_1 m_1, n_2 m_2, \dots, n_k m_k)$ and a unit $\mathbb{1} = (1)$.

We interpret each type of **QC** as an object of **CPM** via $\llbracket \text{bit} \rrbracket = (1, 1)$, $\llbracket \text{qbit} \rrbracket = (2)$ and $\llbracket A \otimes B \rrbracket = \llbracket A \rrbracket \otimes \llbracket B \rrbracket$. For the interpretation of environments, we fix a linear order \leq on \mathbb{L} . The interpretation of an environment Γ is given by $\llbracket \emptyset \rrbracket = \mathbb{1}$ and $\llbracket \Gamma \cup \{l : \mathbb{B}\} \rrbracket = \llbracket \Gamma \rrbracket \otimes \llbracket \mathbb{B} \rrbracket$, where l is the greatest label in $\Gamma \cup \{l : \mathbb{B}\}$. For each element of \mathbb{Q} we associate a **CPM**-morphisms defined as follows:

- for each quantum gate U acting on n -qubits, $\llbracket U \rrbracket : (\text{qbit}^n) \rightarrow (\text{qbit}^n)$ is given by $\llbracket U \rrbracket(A) = UAU^\dagger$;
- $\llbracket \text{one} \rrbracket, \llbracket \text{zero} \rrbracket : (1) \rightarrow (\text{bit})$ are given by $\llbracket \text{one} \rrbracket(x) = (x, 0)$ and $\llbracket \text{zero} \rrbracket(x) = (0, x)$;
- $\llbracket \text{new} \rrbracket : (\text{bit}) \rightarrow (\text{qbit})$ and $\llbracket \text{meas} \rrbracket : (\text{qbit}) \rightarrow (\text{bit})$ are given by $\llbracket \text{new} \rrbracket(x, 0) = x |1\rangle \langle 1|$, $\llbracket \text{new} \rrbracket(0, x) = x |0\rangle \langle 0|$, and

$$\llbracket \text{meas} \rrbracket \begin{pmatrix} a & b \\ c & d \end{pmatrix} = (a, d);$$

- $\llbracket \text{discard} \rrbracket : (\text{bit}) \rightarrow (1)$ is given by $\llbracket \text{discard} \rrbracket(a, b) = a + b$.

Finally, for any typing judgment $\Gamma \triangleright C \triangleright \Delta$ we define a completely positive map $\llbracket C \rrbracket : \llbracket \Gamma \rrbracket \rightarrow \llbracket \Delta \rrbracket$ by induction on C , as illustrated in Fig. 3. For simplicity, in the definition of the interpretation of $c_{\bar{r}}^{\bar{l}}$, we assume that labels in $\bar{l} = (l_1, \dots, l_n)$ are larger than any labels in Γ and $l_1 < \dots < l_n$. We also assume similar conditions on \bar{r} and the label l in the definition of the interpretation of if-then-else. For general cases, we need to compose $\llbracket C \rrbracket$ with appropriate symmetries indicated by labels.

4.2 Eliminating Classical Control Flow

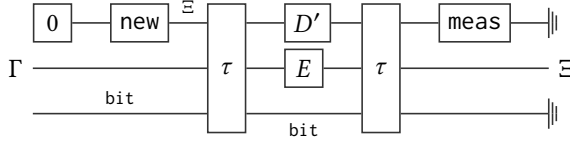
We now show how to transform a **QC**-circuit C into a circuit without conditionals, which we call *plain circuit*, that computes the same completely positive map.

THEOREM 4.2. *For any circuit $\Gamma \triangleright C \triangleright \Delta$ of size n , there exists a plain circuit $\Gamma \triangleright D \triangleright \Delta$ of size $O(n)$ such that $\llbracket C \rrbracket = \llbracket D \rrbracket$.*

$$\begin{aligned}
\llbracket \Gamma \triangleright C; D \triangleright \Delta \rrbracket &= \llbracket \Psi \triangleright D \triangleright \Delta \rrbracket \circ \llbracket \Gamma \triangleright C \triangleright \Psi \rrbracket \\
\llbracket \Theta, l_1 : \mathbb{B}_1, \dots, l_n : \mathbb{B}_n \triangleright c_{\vec{l}}^{\vec{l}} \triangleright \Theta, l'_1 : \mathbb{B}'_1, \dots, l'_m : \mathbb{B}'_m \rrbracket &= \llbracket \Theta \rrbracket \otimes \langle c \rangle \\
\llbracket \Gamma, l : \text{bit} \triangleright \text{if } l \text{ then } C \text{ else } D \triangleright \Delta \rrbracket(\vec{A}, \vec{B}) &= \llbracket \Gamma \triangleright C \triangleright \Delta \rrbracket(\vec{A}) + \llbracket \Gamma \triangleright D \triangleright \Delta \rrbracket(\vec{B})
\end{aligned}$$

Fig. 3. Interpretation of Circuits.

PROOF SKETCH. For environments $\Gamma = (l_1 : \mathbb{B}_1, \dots, l_n : \mathbb{B}_n)$ and $\Delta = (r_1 : \mathbb{B}_1, \dots, r_n : \mathbb{B}_n)$, and for a label l , we can construct a plain circuit $\Gamma, l : \text{bit} \triangleright \tau_{\Gamma, \Delta, l} \triangleright \Gamma, \Delta, l : \text{bit}$ that conditionally swaps environments: $\llbracket \text{one}_l; \tau_{\Gamma, \Delta, l} \rrbracket$ is the swapping on $X \otimes X$, and $\llbracket \text{zero}_l; \tau_{\Gamma, \Delta, l} \rrbracket$ is the identity on $X \otimes X$ where $X = \llbracket \Gamma \rrbracket = \llbracket \Delta \rrbracket$. We then replace every $\text{if } l \text{ then } D \text{ else } E$ in a given circuit C with a circuit of the following form:



where each box indicates a circuit, and computation proceeds from left to right: wires on the left (right) hand side of a box receive inputs (return outputs). The gate || indicates a discarded bit. Observe that, if we feed the bit 1 to $l : \text{bit}$, then the circuit above will compute D and “kill” E , that is, feed it with $|0\rangle$ and measure and discard its result; conversely, if we feed the bit 0 to $l : \text{bit}$, then the circuit above will similarly compute E and “kill” D . In this way, the behavior of the above circuit is equivalent to that of $\text{if } l \text{ then } D \text{ else } E$. Because the size of $\tau_{\Gamma, \Delta, l}$ is proportional to the size of Γ and Δ , we see that the size of the result of if-then-else elimination is proportional to the size of the original circuit C . \square

5 The Quantum Circuit Token Machine

In this section we introduce the quantum circuit machine QCSIAM¹ (Quantum Circuit Interaction Abstract Machine), a machine capable of turning any quantum λ -term into a circuit in QC . We proceed in two steps: we first introduce a simpler, but less efficient, machine QCSIAM which is proved sound; then we introduce a more efficient machine QCSIAM¹, along the lines of Section 2, to which we extend the soundness result.

5.1 Extended Circuits

Before embarking in the detailed description of the QCSIAM, we need to introduce a generalization of the concept of a circuit, whose purpose is to conveniently represent a tree of ordinary circuits. These are called *extended circuit*, and are defined as follows:

$$E, F ::= C \mid C \xrightarrow{l} (E, F)$$

where C ranges over ordinary circuits and l over labels. For any extended circuit E , let us fix an indexing $\alpha_1, \dots, \alpha_n$ of its meas-gates. We define the following notions:

- an *address* for E , noted \mathcal{G}, \mathcal{H} , is a partial function from labels to $\{0, 1\}$ that describes a unique path from the root of E to one of its leaves (a more precise definition is contained in the Appendix);

$\frac{\Gamma \triangleright C \triangleright \Delta}{\Gamma \triangleright C \triangleright \text{leaf}(\Delta)}$	$\frac{\begin{array}{c} \Gamma \triangleright C \triangleright l : \text{bit}, \Delta \\ \Delta \triangleright F \triangleright \mathcal{J} \quad \Delta \triangleright G \triangleright \mathcal{V} \end{array}}{\Gamma \triangleright C \xrightarrow{l} (F, G) \triangleright \text{node}(\mathcal{J}, \mathcal{V})}$
--	---

Fig. 4. Extended Circuit Typing Rules.

- a *super-address* for E , noted s, t , is a partial function from labels and indexes to $\{0, 1\}$ that describes a unique path from the root of E to one of its leaves, together with a Boolean choice for each meas-gate occurring along this path. Any super-address s induces an address \mathcal{G}_s by restricting it to labels.

We indicate as $@E$ the set of addresses of E , and as $@^s E$ the set of its super-addresses.

Since an extended circuit E represents a branching of possible executions, when we add new gates to it, we need to know *where* to add such gates.

Definition 5.1 (Substitution “at address \mathcal{G} ”). Given an extended circuit E and an address $\mathcal{G} \in @E$, we denote by $E@ \mathcal{G}$ the circuit C of E “at address \mathcal{G} ”. It is defined inductively on E :

- $C@ \emptyset = C$.
- $(C \xrightarrow{l} (E, F))@ \mathcal{G} = \begin{cases} E@(\mathcal{G} \setminus \{l \rightarrow 1\}) & \text{when } (l \rightarrow 1) \in \mathcal{G} \\ F@(\mathcal{G} \setminus \{l \rightarrow 0\}) & \text{when } (l \rightarrow 0) \in \mathcal{G} \\ \text{undefined otherwise} \end{cases}$

We write $E@ \mathcal{G}[C]$ for the substitution of the circuit $E@ \mathcal{G}$ by C in E .

The typing rules for extended circuits use *extended typing environments*, defined by

$$\mathcal{J}, \mathcal{K} ::= \text{leaf}(\Gamma) \mid \text{node}(\mathcal{J}, \mathcal{K}).$$

An extended typing environment is, intuitively, a binary tree whose leaves are standard circuit environments. \mathcal{J} is said *uniform* when all its leaves are of the form $\text{leaf}(\Gamma)$, for some fixed Γ . A *type judgment* for an extended circuit E is an expression of the form $\Gamma \triangleright E \triangleright \mathcal{J}$, and type judgments are inferred inductively via the rules in Fig. 4. The typing rule of $C \xrightarrow{l} (E, F)$ means that extended typing environments capture branching information of extended circuits. Notice that the typing of extended circuits is non-uniform, for instance we can build the circuit $\Gamma \triangleright C \xrightarrow{l} (\text{H, meas}) \triangleright \text{node}(\text{leaf}(\text{qbit}), \text{leaf}(\text{bit}))$. A well-typed circuit $\Gamma \triangleright E \triangleright \mathcal{J}$ is *uniform* when \mathcal{J} is uniform. In this case, when all leaves of \mathcal{J} are of the form $\text{leaf}(\Delta)$, we may simply write $\Gamma \triangleright E \triangleright \Delta$.

It is always possible to recover a circuit from an extended circuit through the map $\tau(-)$ defined by $\tau(C) = C$ and $\tau(C \xrightarrow{l} (F, G)) = C$; if l then $\tau(F)$ else $\tau(G)$. When E is uniform, we obtain:

LEMMA 5.2. *For any uniform extended circuit $\Gamma \triangleright E \triangleright \mathcal{J}$, where all leaves of \mathcal{J} are $\text{leaf}(\Delta)$, $\Gamma \triangleright \tau(E) \triangleright \Delta$.*

We can define the semantics of a uniform well-typed extended circuit as the semantics of its translation: $\llbracket E \rrbracket = \llbracket \tau(E) \rrbracket$. For an arbitrary well-typed (non-uniform) extended circuit $\Gamma \triangleright E \triangleright \mathcal{J}$, notice that any address $\mathcal{G} \in @^s E$ induces a circuit environment $\Gamma \triangleright - \triangleright \mathcal{J}_{\mathcal{G}}$ (where $\mathcal{J}_{\mathcal{G}}$ indicates the leaf of \mathcal{J} at address \mathcal{G}). In fact, we can define the semantics of E *per slice*, as $\llbracket E \rrbracket^{\#s} : \llbracket \Gamma \rrbracket \rightarrow \llbracket \mathcal{J}_{\mathcal{G}_s} \rrbracket$, for any choice of a super-address $s \in @^s E$. This is given in details in the Appendix.

5.2 The QCSIAM Machine

The QCSIAM is a *token machine*, in the style of Girard’s geometry of interaction [4, 14, 20, 21]. The idea is that, starting from a type derivation π in λ^Q , we will let a finite set of *tokens* move

through π , following the occurrences of *base types* 1, bit or qbit. Each token starts from a *negative* occurrence of some base type in the conclusion of π , corresponding to an input, and eventually reaches a *positive* occurrence, corresponding to an output. As they travel along the derivation, the tokens perform parallel data-flow analysis, producing along the way the circuit corresponding to the underlying λ^Q -term. At every moment along the execution of the QCSIAM on π , each token lies in a *position* inside π , namely at an occurrence of some base type \mathbb{B} in some type judgment occurring in π . To be more precise, let us first introduce the notion of *position within a type A*. Any occurrence of some base type \mathbb{B} in a type A is determined by a unique *occurrence context* C , corresponding intuitively to a type containing a unique occurrence of the hole $[-]$, so that $A = C[\mathbb{B}]$. More precisely, *positive* and *negative* occurrence contexts are defined as follows, in a mutually recursive way:

$$\begin{aligned} P &::= [-] \mid N \multimap A \mid A \multimap P \mid P \otimes A \mid A \otimes P \\ N &::= P \multimap A \mid A \multimap N \mid N \otimes A \mid A \otimes N \end{aligned}$$

an occurrence context C is either a positive or a negative occurrence context, and a \mathbb{B} -*position* within a type A is defined as a pair (C, \mathbb{B}) such that $A = C[\mathbb{B}]$. A *position within a judgment $\Gamma \vdash A$* is either a position in A or a position in some type B occurring in Γ . If the position is within A , then it is positive (resp. negative) precisely when it is positive (resp. negative) as a position within A ; if the position is within B , then it is positive (resp. negative) when it is negative (resp. positive) as a position within B . Finally, a *position within a type derivation π* is a position within some judgment occurring in π , and its polarity corresponds to its polarity as a position within the judgment.

There are certain sets of positions that will be crucial in the following, and deserve to be given a formal status.

Definition 5.3 (Position Sets). Given a derivation π , we define the following sets of positions:

- the set of negative positions of datatypes and of the unit type 1 in the conclusion of π , noted NDATA_π and NONES_π , respectively;
- the set of positive positions of datatypes and of the unit type 1 in the conclusion of π , noted PDATA_π and PONES_π , respectively;
- the set of positions lying at occurrences of the unit typing rule $\vdash * : 1$, noted ONES_π ;
- the set of bit-positions lying at the guards of conditionals, noted GUARD_π .

For every set of positions X , we write X^\downarrow for the subset of X consisting of all the positions in X occurring outside the scope of any conditional branches, i.e., such that the path from the position to the conclusion of π does not go through a then or else branch in an instance of the conditional typing rule.

Let PSN_π indicate the set of positions in π and $\text{LAB}_\pi \subseteq \mathbb{L}$ a finite set of labels. We suppose given a bijection $\text{lab} : \text{PSN}_\pi \rightarrow \text{LAB}_\pi$ associating each position in π with a unique label. For any set $X = \{\sigma_1, \dots, \sigma_n\}$ of positions, with σ_i of type \mathbb{B}_i , we define $\text{ENV}(X) = \{\text{lab}(\sigma_1) : \mathbb{B}_1, \dots, \text{lab}(\sigma_n) : \mathbb{B}_n\}$.

Tokens carry an *address*, denoted \mathcal{G} , which, as in the case of extended circuits, is a partial function from labels LAB_π to $\{0, 1\}$. The address tells us in which branch of a certain conditional construct the token should go. Indeed, tokens might enter and exit the conditional, and have to somehow *remember* where they should go.

We are finally ready to define what tokens are:

Definition 5.4 (Token). A *token* in a type derivation π is a pair $\mathbf{a} = (\sigma, \mathcal{G})$ formed by a position σ in π and an address \mathcal{G} . A token $\mathbf{a} = (\sigma, \mathcal{G})$ is called a *unit token* if σ is a 1-position in π , otherwise it is called a *data token*.

The QCSIAM is a *multitoken* machine, and finite sets of tokens (which are ranged over by \mathcal{M}) will be essential components of their configurations. For any set of positions X , let $\text{TKN}(X)$ be the set of tokens (σ, \emptyset) , such that $\sigma \in X$. Given a set of tokens \mathcal{M} , let $\text{PSN}(\mathcal{M})$ indicate the set of positions occurring in \mathcal{M} . Moreover, for any address \mathcal{G} , let $\mathcal{M}|_{\mathcal{G}} \subseteq \mathcal{M}$ be the set of tokens in \mathcal{M} at address \mathcal{G} , i.e. of the form $\mathfrak{a} = (\sigma, \mathcal{G})$, and $\mathcal{G}(\mathcal{M})$ be the set $\{(\sigma, \mathcal{G}) \mid (\sigma, \mathcal{G}') \in \mathcal{M}\}$, i.e. the set \mathcal{M} where all the addresses have been set to \mathcal{G} .

It is convenient to isolate sets of tokens \mathcal{M} covering every positive or negative position of a type occurrence in π : given a type occurrence A and a set of tokens \mathcal{M} , we say that:

- \mathcal{M} *positively saturates* A if there is a token at position σ in \mathcal{M} for each positive position σ in A .
- \mathcal{M} *negatively saturate* A if there is a token at position σ in \mathcal{M} for each negative position σ in A .

For any set of tokens \mathcal{M} there is a naturally defined (possibly non-uniform) extended type environment $\text{ENV}(\mathcal{M})$ obtained by analysis of the addresses of the tokens: for any address \mathcal{G} occurring in \mathcal{M} , the circuit environment $\text{ENV}(\mathcal{M})_{\mathcal{G}}$ is $\text{ENV}(\text{PSN}(\mathcal{M}|_{\mathcal{G}}) - \mathcal{A})$, where $\mathcal{A} = \text{NONES}_{\pi} \cup \text{PONES}_{\pi} \cup \text{ONES}_{\pi} \cup \text{GUARD}_{\pi}$. In other words, $\text{ENV}(\mathcal{M})_{\mathcal{G}}$ contains assignments $l : \mathbb{B}$, where $l = \text{lab}(\sigma)$, for each *data* token $a = (\sigma, \mathcal{G})$ of type \mathbb{B} in $\mathcal{M}|_{\mathcal{G}}$, with the sole exception of the tokens occurring in the guard of an if-then-else.

A *configuration* of the QCSIAM is given by the positions of the tokens together with the circuit produced so far. More precisely, a configuration C is a tuple (π, \mathcal{M}, E) where:

- $\pi : \Gamma \vdash M : A$ is a type derivation of λ^Q ;
- \mathcal{M} is a set of tokens;
- $\text{ENV}(\text{NDATA}_{\pi}) \triangleright E \triangleright \text{ENV}(\mathcal{M})$ is an extended circuit.

Notice that the definition above implies that the addresses appearing in the tokens \mathcal{M} coincide with those which are well-defined for E , i.e. with those in $@E$. Moreover, each label $l = \text{lab}(\sigma)$ of an input wire of E is associated with some initial position of the tokens, i.e. with some $\sigma \in \text{NDATA}_{\pi}$; on the other hand, each label $l = \text{lab}(\sigma)$ of an output wire of E at address \mathcal{G} is associated with a unique token $(\sigma, \mathcal{G}) \in \mathcal{M}$. This is illustrated in Fig. 5a.

Let us define the *initial* and *final* configurations:

- The initial configuration for π has the form $(\pi, \text{TKN}(\text{NDATA}_{\pi} \cup \text{NONES}_{\pi} \cup \text{ONES}_{\pi}^{\downarrow}), \text{Id})$ where Id is a circuit composed of an identity gate on each wire.
- A final configuration for π has, instead the form (π, \mathcal{M}, E) where $\text{PSN}(\mathcal{M}) = \text{PDATA}_{\pi} \cup \text{PONES}_{\pi} \cup \text{GUARD}_{\pi}$.

Observe that in a final configuration all tokens have reached some positive position in the conclusion of π (but recall that tokens may still have different addresses). The circuit E is then uniform with type environment $\text{ENV}(\text{NDATA}_{\pi}) \triangleright E \triangleright \text{ENV}(\text{PDATA}_{\pi})$. This is illustrated in Fig. 5b.

Remark 5.5. The situation we are interested in is that of a derivation $\pi : \Gamma \vdash M : A$ where Γ, A are *first-order*, that is, they do not contain the linear arrow \multimap . In this case the initial positions coincide with the base types in Γ , and the final positions coincide with the base types in A . We call this a *Boolean typing*. Observe that a circuit typing is, roughly speaking, the type of a *QC*-term with no inputs. The token machine will then eventually produce a circuit $\Gamma \triangleright E \triangleright A$.

To describe the token dynamics we use the following notations: first, we let $\mathfrak{a} : A^{\epsilon}$, with $\epsilon \in \{+, -\}$ indicate a token \mathfrak{a} occurring in some either positive or negative position (depending on ϵ) within the type A ; moreover, given two distinct occurrences of the same type A at different points of the derivation π , that we indicate with different indices, say A_1, A_2 , and a token $\mathfrak{a}_1 : A_1^{\epsilon}$, we indicate as $\mathfrak{a}_2 : A_2^{\epsilon'}$ a token having the same position, within A_2 , that \mathfrak{a}_1 has within A_1 , and with same address as \mathfrak{a}_1 . Intuitively, when \mathfrak{a}_1 moves from A_1 to A_2 , it “becomes” \mathfrak{a}_2 . Notice that the polarity might change, e.g. A_1 might be on the right-hand side of a sequent, and A_2 in the left-hand side. Finally,

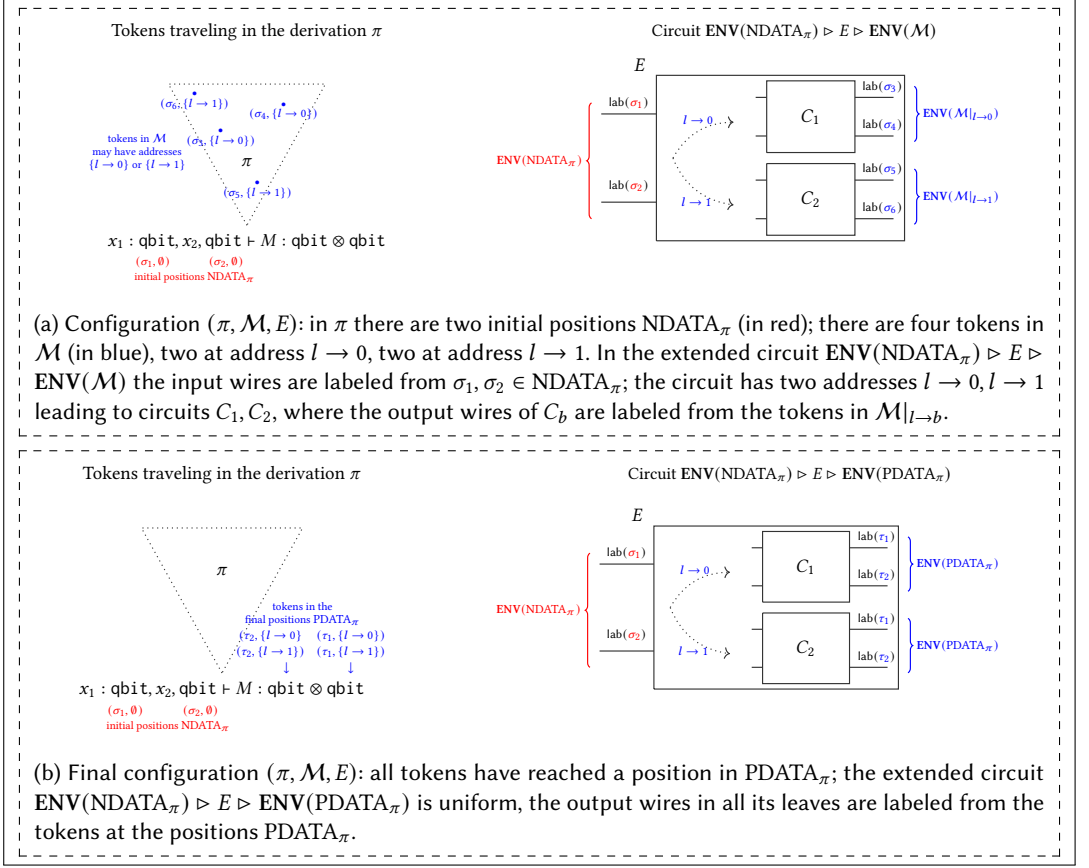


Fig. 5. Illustration of the configurations of the QCSIAM.

for any token $\mathfrak{a} = (\sigma, \mathcal{G})$, we let $l_{\mathfrak{a}}$ be a shorthand for the associated label, i.e. $\text{lab}(\sigma)$, and for an extended circuit E , an address $\mathcal{G} \in @E$ and tokens $\mathfrak{a}, \mathfrak{b}$, we let $E[l_{\mathfrak{a}} \mapsto l_{\mathfrak{b}}]_{\mathcal{G}}$ indicate the circuit obtained by renaming $l_{\mathfrak{a}}$ as $l_{\mathfrak{b}}$ in the circuit $E @ \mathcal{G}$.

The token dynamics is described by two kinds of rules. In the *structural rules*, a *single* token moves upwards or downwards across the type derivation, while the circuit is left essentially unchanged (actually, since wire labels are associated with positions, we rename one wire accordingly). These rules are essentially as in standard GoI interpretations of the linear λ -calculus. Each transition rule is of the form

$$(\pi, \{a_1 : A_1^\epsilon\} \cup \mathcal{M}, E) \mapsto (\pi, \{a_2 : A_2^{\epsilon'}\} \cup \mathcal{M}, E[l_{a_1} \mapsto l_{a_2}]_{\mathcal{G}}),$$

corresponding to one token at address \mathcal{G} moving from one occurrence to another of the same formula in π , with the corresponding circuit wire being renamed accordingly. We give half of the game in Figure 6a, while the other half is given by symmetry: for each rule in which a positive token moves down from A_1^+ to A_2^+ (resp. left from A_2^+ to A_1^+), there is a corresponding one in which a negative token moves up from A_2^- to A_1^- (resp. right from A_1^+ to A_2^-). Notice that there is no rule for $*$, this is because its rule (the initialization of a token) is already taken care of when we initialize the token machine for the first time. In the *circuit rule*, given in Figure 6b, the tokens move in a *synchronized* way: after *all* necessary tokens reach the negative occurrences of $\mathbb{B}_1, \dots, \mathbb{B}_n$, *all* such

$$\begin{array}{c}
\boxed{
\begin{array}{c}
\frac{\Gamma_1 \vdash t_1 : A_1 \quad \Delta_1 \vdash t_2 : B_1}{\Gamma_2, \Delta_2 \vdash \langle t_1, t_2 \rangle : A_2 \otimes B_2} \otimes \\
(\{a_1 : \Gamma_1^+\} \cup \mathcal{M}, E) \rightarrow_{\text{tkm}} (\{a_2 : \Gamma_2^+\} \cup \mathcal{M}, E') \\
(\{a_1 : \Delta_1^+\} \cup \mathcal{M}, E) \rightarrow_{\text{tkm}} (\{a_2 : \Delta_2^+\} \cup \mathcal{M}, E') \\
(\{a_1 : A_1^+\} \cup \mathcal{M}, E) \rightarrow_{\text{tkm}} (\{a_2 : A_2^+ \otimes B_2\} \cup \mathcal{M}, E') \\
(\{a_1 : B_1^+\} \cup \mathcal{M}, E) \rightarrow_{\text{tkm}} (\{a_2 : A_2 \otimes B_2^+\} \cup \mathcal{M}, E')
\end{array}
} \\
\boxed{
\begin{array}{c}
\frac{\Delta_1 \vdash M : 1 \quad \Gamma_1 \vdash N : A_1}{\Delta_2, \Gamma_2 \vdash \text{let } * = M \text{ in } N : A_2} \\
(\{a_1 : \Gamma_1^+\} \cup \mathcal{M}, E) \rightarrow_{\text{tkm}} (\{a_2 : \Gamma_2^+\} \cup \mathcal{M}, E') \\
(\{a_1 : \Delta_1^+\} \cup \mathcal{M}, E) \rightarrow_{\text{tkm}} (\{a_2 : \Delta_2^+\} \cup \mathcal{M}, E') \\
(\{a_1 : A_1^+\} \cup \mathcal{M}, E) \rightarrow_{\text{tkm}} (\{a_2 : A_2^+\} \cup \mathcal{M}, E')
\end{array}
} \\
\boxed{
\begin{array}{c}
\frac{\Gamma_1 \vdash M : A_1 \otimes B_1 \quad \Delta_2, x : A_2, y : B_2 \vdash N : C_1}{\Gamma_2, \Delta_2 \vdash \text{let } (x, y) = M \text{ in } N : C_2} \\
(\{a_1 : \Gamma_1^+\} \cup \mathcal{M}, E) \rightarrow_{\text{tkm}} (\{a_2 : \in \Gamma_2^+\} \cup \mathcal{M}, E') \\
(\{a_1 : \Delta_1^+\} \cup \mathcal{M}, E) \rightarrow_{\text{tkm}} (\{a_2 : \Delta_2^+\} \cup \mathcal{M}, E') \\
(\{a_1 : C_1^+\} \cup \mathcal{M}, E) \rightarrow_{\text{tkm}} (\{a_2 : C_2^+\} \cup \mathcal{M}, E') \\
(\{a_1 : A_1^+ \otimes B_1\} \cup \mathcal{M}, E) \rightarrow_{\text{tkm}} (\{a_2 : A_2^+\} \cup \mathcal{M}, E') \\
(\{a_1 : A_1 \otimes B_1^+\} \cup \mathcal{M}, E) \rightarrow_{\text{tkm}} (\{a_2 : B_2^+\} \cup \mathcal{M}, E')
\end{array}
}
\end{array}$$

(a) Structural rules. In all rules, the tokens a_1, a_2 are at some fixed address \mathcal{G} and $E' = E[l_{a_1} \mapsto l_{a_2}]_{\mathcal{G}}$.

$$\boxed{
\begin{array}{c}
\frac{}{\vdash U : \mathbb{B}_1 \otimes \dots \otimes \mathbb{B}_n \rightarrow \mathbb{B}_{n+1} \otimes \dots \otimes \mathbb{B}_{2n}} \\
(\{a_1 : \mathbb{B}_1, \dots, a_n : \mathbb{B}_n\} \cup \mathcal{M}, \Gamma \triangleright E \triangleright \mathcal{V}) \rightarrow_{\text{tkm}} (\{a_{n+1} : \mathbb{B}_{n+1}, \dots, a_{2n} : \mathbb{B}_{2n}\} \cup \mathcal{M}), \Gamma \triangleright E @ \mathcal{G} \left[E @ \mathcal{G}; U_{l_{a_{n+1}} \dots l_{a_{2n}}}^{l_{a_1} \dots l_{a_n}} \right] \triangleright \mathcal{V}'
\end{array}
}$$

(b) Circuit rule. We assume that all tokens a_i are at address \mathcal{G} .

$$\boxed{
\begin{array}{c}
\frac{\Gamma_1 \vdash M : \text{bit} \quad \Delta_1 \vdash N : A_1 \quad \Delta_2 \vdash P : A_2}{\Gamma_2, \Delta_3 \vdash \text{if } M \text{ then } N \text{ else } P : A_3} \\
\textbf{Guard Rules} \\
(\{a_1 : \Gamma_1^+\} \cup \mathcal{M}, E) \rightarrow_{\text{tkm}} (\{a_2 : \Gamma_2^+\} \cup \mathcal{M}, E[l_{a_1} \mapsto l_{a_2}]_{\mathcal{G}}) \\
(\{a_2 : \Gamma_2^+\} \cup \mathcal{M}, E) \rightarrow_{\text{tkm}} (\{a_1 : \Gamma_1^+\} \cup \mathcal{M}, E[l_{a_2} \mapsto l_{a_1}]_{\mathcal{G}}) \\
\textbf{Asynchronous Rules} \\
((\sigma : \text{bit}, \mathcal{G}) \cup \mathcal{M}, E) \rightarrow_{\text{tkm}} \left(\{(\sigma' : \text{bit}, \mathcal{G}_0), (\sigma' : \text{bit}, \mathcal{G}_1)\} \cup \mathcal{M}', E @ \mathcal{G} \left[E @ \mathcal{G} \stackrel{I}{\mapsto} (\text{Id}, \text{Id}) \right] \right), \\
\text{provided that, for all tokens } (\sigma' : A, \mathcal{G}') \in \mathcal{M}, (l, 0), (l, 1) \notin \mathcal{G}', \text{ and where} \\
\mathcal{M}' \text{ is } (\mathcal{M} \setminus \mathcal{M} \downarrow_{\mathcal{G}}) \cup (\mathcal{G}_1(\mathcal{M}) \cup \mathcal{G}_1(\text{ONES}_{\pi_2 \downarrow})) \cup (\mathcal{G}_0(\mathcal{M}) \cup \mathcal{G}_0((\text{ONES}_{\pi_3 \downarrow}))), \mathcal{G}_1 \text{ (resp. } \mathcal{G}_0) \text{ is } \mathcal{G} \cup (l \mapsto 1) \text{ (resp. } \mathcal{G} \cup (l \mapsto 0)). \\
\text{In all of the following rules, the tokens } a_1, a_2, a_3 \text{ are at address } \mathcal{G}: \\
(\{(\text{bit}, \mathcal{G})\} \cup \{a_3 : \Delta_3^+\} \cup \mathcal{M}, E) \rightarrow_{\text{tkm}} (\{(\text{bit}, \mathcal{G})\} \cup \{a_1 : \Delta_1^+\} \cup \mathcal{M}, E[l_{a_3} \mapsto l_{a_1}]_{\mathcal{G}}), \text{ provided } (l \rightarrow 0) \in \mathcal{G} \\
(\{(\text{bit}, \mathcal{G})\} \cup \{a_3 : \Delta_3^+\} \cup \mathcal{M}, E) \rightarrow_{\text{tkm}} (\{(\text{bit}, \mathcal{G})\} \cup \{a_2 : \Delta_2^+\} \cup \mathcal{M}, E[l_{a_3} \mapsto l_{a_2}]_{\mathcal{G}}), \text{ provided } (l \rightarrow 1) \in \mathcal{G} \\
(\{(\text{bit}, \mathcal{G})\} \cup \{a_3 : A_3^-\} \cup \mathcal{M}, E) \rightarrow_{\text{tkm}} (\{(\text{bit}, \mathcal{G})\} \cup \{a_1 : A_1^-\} \cup \mathcal{M}, E[l_{a_3} \mapsto l_{a_1}]_{\mathcal{G}}), \text{ provided } (l \rightarrow 0) \in \mathcal{G} \\
(\{(\text{bit}, \mathcal{G})\} \cup \{a_3 : A_3^-\} \cup \mathcal{M}, E) \rightarrow_{\text{tkm}} (\{(\text{bit}, \mathcal{G})\} \cup \{a_2 : A_2^-\} \cup \mathcal{M}, E[l_{a_3} \mapsto l_{a_2}]_{\mathcal{G}}), \text{ provided } (l \rightarrow 1) \in \mathcal{G}.
\end{array}$$

(c) Rule for the if-then-else.

Fig. 6. Operational description of the rules of QCSIAM.

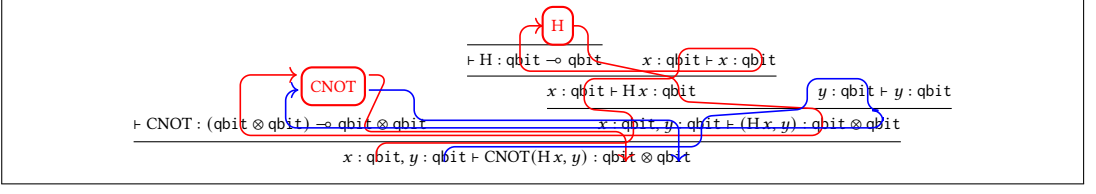


Fig. 7. Example of execution of the token machine.

tokens move onto the positive occurrences $\mathbb{B}_{n+1}, \dots, \mathbb{B}_{2n}$; when this happens, the gate U on the corresponding wires is composed with the circuit C at address \mathcal{G} constructed so far, while keeping the other wires unchanged. Notice that if $U = \text{zero}$, one or discard then one of the token have no label since it is of type 1 and does not correspond to a physical wire inside the quantum circuit. Finally, the if-then-else rules, given in Figure 6c, require a form of “weak synchronization”: while the tokens can enter the guard freely, this is not the case for the other tokens. Once the guard has been evaluated and a token is present on the output wire $l : \text{bit}$ at address \mathcal{G} , we create a new branching in the quantum circuit being build. All the previous tokens at address \mathcal{G} are thus duplicated, in one branch their address-choice becomes $\mathcal{G} \cup \{(l, 0)\}$ while in the other it becomes $\mathcal{G} \cup \{(l, 1)\}$. Then, tokens can move up the and down the two branches of the if-then-else, depending on the value of their adress on the label of the guard. The side condition of that rule is to make sure we do not apply this rule multiple times to the same if-then-else.

Example 5.6. Consider $M = x : \text{qbit}, y : \text{qbit} \vdash \text{CNOT}(Hx, y) : \text{qbit} \otimes \text{qbit}$. We illustrate the run of the token machine over its type derivation in Fig. 7. If we replace the two variables x, y by new ff one can see that the produced circuit coincides with the one from Example 3.11.

5.3 Soundness

In this section we prove that the QCSIAM is sound with respect to the operational semantics of λ^Q , that is, that the circuits produced by the machine perfectly match the quantum protocols described by the corresponding λ^Q -terms. More details are given in the Appendix.

The situation we are interested in is the one in which we are given a circuit typing $\Gamma \vdash M : A$ for some λ^Q -term M . Let us first highlight an important difference between λ^Q and the QCSIAM. On the one hand, the evaluation of λ^Q -terms relies on a quantum register and is intrinsically probabilistic, due to the measure operator; in other words, the different evaluations of a closure $m = [Q, L, M]$ produce a *distribution* $\text{eval}_\lambda[m]$ of quantum closures. On the other hand, the execution of the token machine does not rely on quantum registers and is entirely deterministic: the measure operator results in the introduction in the circuit of a measure gate that is *not* evaluated at compile time. In particular, the evaluation of the QCSIAM over M does not produce a distribution of quantum states, but a quantum circuit $C_M = \tau(E_M)$.

The soundness of the token machine is formulated as a result relating the association $m \mapsto \text{eval}_\lambda[m]$ between a quantum closure and the distribution of quantum closures produced by the evaluation of m , with the action of the quantum circuit C_M (or rather, of its CPM-interpretation) over mixed states.

Let $\pi : \Gamma \vdash M : A$ be a Boolean typing derivation. Supposing $\Gamma = \{x_1 : \mathbb{B}_1, \dots, x_m : \mathbb{B}_m\}$, we can identify Γ with the circuit environment $\text{ENV}(\text{NDATA}_\pi) = \{l_1 : \mathbb{B}_1, \dots, l_n : \mathbb{B}_n\}$: notice that each term variable $x_i : \mathbb{B}_i$ is associated with the wire label l_i corresponding to the position of \mathbb{B}_i in π . Similarly, in any quantum closure $m = [Q, L, M]$, the term variable assignments in L can be identified with $\text{ENV}(\text{NDATA}_\pi)$ (more precisely, $|L| = \text{ENV}(\text{NDATA}_\pi)$, where for a list L over some set S , we

indicate as $|L| \subseteq S$ its underlying set). In this way, m naturally induces a corresponding (pure) state $\text{mix}(m) \in \llbracket \text{ENV}(\text{NDATA}_\pi) \rrbracket$ (notice that this state only depends on Q and L). Analogously, at the end of the computation of m , in the produced distribution $\text{eval}_\lambda[m] = \{m_1^{\mu_1}, \dots, m_k^{\mu_k}\}$, where $m_i = [Q_i, L_i, V_i]$, each L_i can be identified with the circuit environment $\text{ENV}(\text{PDATA}_\pi)$, thus yielding a (mixed) state $\text{mix}(\text{eval}_\lambda[m]) = \sum_i \mu_i \cdot \text{mix}(m_i) \in \llbracket \text{PDATA}_\pi \rrbracket$.

This leads to the following:

THEOREM 5.7 (SOUNDNESS OF THE QCSIAM). *Let $\pi : \Gamma \vdash M : A$ be a Boolean typing derivation and suppose that the QCSIAM produces, over π , the final configuration (π, \mathcal{M}, E) . Then, for any quantum closure $m = [Q, L, M]$, $\llbracket E \rrbracket(\text{mix}(m)) = \text{mix}(\text{eval}_\lambda[m])$.*

We provide a sketch of the proof of Theorem 5.7. The fundamental ingredient is the introduction of yet another token machine, called the QMSIAM (Quantum Memory-based Synchronous Interaction Abstract Machine) whose execution is closer to the evaluation of λ^Q -terms, being probabilistic. This machine is essentially the same as the MSIAM from [12, 34]. Similarly to the QCSIAM, the QMSIAM has multiple tokens that move from initial positions to final positions inside the type derivation of M ; while the tokens are defined as for the QCSIAM, the address information is now redundant (although we keep it for uniformity): as a reduction of the machine only traverses *one* slice of π , all tokens have *the same* address \mathcal{G} . Moreover, unlike the QCSIAM, the machine does *not* produce a circuit; instead, the machine has access to a quantum register $[L, Q, c]$ that is updated during execution. This register contains the current states of the qubits (via Q) and bits (via c) in the positions occupied by the tokens (accounted for by a list of label assignments L).

A configuration of the QMSIAM is thus of the form $C = (\pi, \mathcal{M}, m)$, where $m = [L, Q, c]$, all tokens in \mathcal{M} are at the same address $C_{\mathcal{G}}$ and $|L| = \text{ENV}(\mathcal{M})$. Initial and final configurations can be defined similarly to the QCSIAM (see the Appendix for more details).

The structural rules of the QMSIAM are as for the QCSIAM: a single token moves and the quantum and classical states Q, c are not updated (yet, similarly to the QCSIAM, the labels in L are possibly renamed); instead, the behavior of the QMSIAM differs when the tokens travel through a quantum gate $U \in \mathbb{Q}$: in this case the register is updated by directly applying the gate U to the quantum state. Observe that, when $U = \text{meas}$, the update is inherently probabilistic: the machine actually performs a measurement on its quantum register. In the case of an if-then-else $\Gamma, \Delta \vdash \text{if } N \text{ then } P_0 \text{ else } P_1 : A$, the machine behaves as follows: on the one hand, we have structural rules allowing tokens to move upwards through the derivation of N ; in this way a token may end up in the positive position $N : \text{bit}$; when this happens, the classical part of the register will contain a value $b \in \{0, 1\}$, which is added to the current address. We then have a second class of rules that allows a token in a negative position in either Δ or A to move upwards within the sub-derivation of P_b : this may only happen once the Boolean b has been determined. Observe that, in any execution, only one among the sub-derivations of P_0 and P_1 are actually visited by the tokens. Which one may depend on the execution itself (as the Boolean b produced might depend on previous measurements).

In an initial state for the QMSIAM one consider a quantum register $m = [Q, L, c]$. By considering *all* possible executions of the machine over m , we obtain a distribution $\text{eval}_{\text{QMSIAM}}[m]$ of quantum states produced by the machine. Similarly to what is done with the MSIAM machine [12, 34], it is not difficult to show that the distribution $\text{eval}_{\text{QMSIAM}}[m]$ perfectly matches the distribution $\text{eval}_\lambda[m']$ produced by the λ^Q -evaluation of the closure $m' := [Q, L, M]$. In this way, we are reduced to the problem of defining a (bi)simulation between the QMSIAM and the QCSIAM.

Let now $C = (\pi, \mathcal{M}, E)$ be a configuration of the QCSIAM. Rather than relating C with one similar configuration of the QMSIAM, we will relate it with a *distribution* of such configurations $\mu = \{C_s^{\mu_s}\}_{s \in @^s E}$, where $C_s = (\pi, \mathcal{M}_s, m_s)$, indexed by all super-addresses $s \in @^s E$: the intuition is

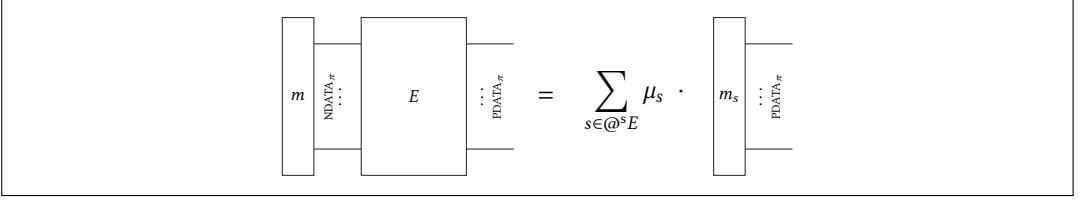


Fig. 8. Illustration of the (bi)simulation equation $\llbracket E \rrbracket(\text{mix}(m)) = \sum_s \mu_s \cdot \text{mix}(m_s) = \text{mix}(\mu)$.

that any s , which provides choices for both the if-then-else and the meas-gates of the underlying term, captures *one possible evolution* of the QMSIAM. The distribution μ accounts then for all such possible evolutions, each with its own probability.

Let $m = [L, Q, c]$ be a register, to be used to initialize the QMSIAM. The relation $\mu \mathcal{R}_\pi^m C$ holds when, for every $s \in @^s E$, the following hold:

- the tokens in C_s coincide with those in C at address \mathcal{G}_s , i.e. $\mathcal{M}_s = \mathcal{M}|_{\mathcal{G}_s}$;
- the application of the completely positive map $\llbracket E \rrbracket^{\#s} : \llbracket \text{ENV}(\text{NDATA}_\pi) \rrbracket \rightarrow \llbracket \text{ENV}(\mathcal{M}|_{\mathcal{G}_s}) \rrbracket$ to the register m produces *the same state* as the one in m_s , taken with its own probability, i.e. $\llbracket E \rrbracket^{\#s}(\text{mix}(m)) = \mu_s \cdot \text{mix}(m_s) \in \llbracket \text{ENV}(\mathcal{M}_s) \rrbracket = \llbracket \text{ENV}(\mathcal{M}_{\mathcal{G}_s}) \rrbracket$.

THEOREM 5.8 (THE QMSIAM SIMULATES THE QCSIAM). *Let C, C' be configurations of the QCSIAM and μ be a distribution of configurations for the QMSIAM. For all registers m , If $\mu \mathcal{R}_\pi^m C$ and $C \rightarrow C'$ then there exists a distribution μ' such that $\mu' \mathcal{R}_\pi^m C'$ and such that multiple parallel executions of the QMSIAM lead from μ to μ' .*

We can in fact show that the opposite direction is also true, i.e. we have a *bisimulation* between the two machines. The bisimulation allows us to transport rewrite results (confluence, termination and deadlock freeness) of the QMSIAM [12, 34] onto the QCSIAM.

COROLLARY 5.9 (TERMINATION). *Given a typing derivation $\pi : \Gamma \vdash M : A$, any run of the QCSIAM over the initial configuration for π terminates over a final configuration.*

COROLLARY 5.10 (CONFLUENCE UP TO CIRCUIT EQUIVALENCE). *Given configurations C, C_1, C_2 such that $C \rightarrow C_1$ and $C \rightarrow C_2$, there exists configurations $\mathcal{D}_1 = (\pi, \mathcal{M}, E_1)$ and $\mathcal{D}_2 = (\pi, \mathcal{M}, E_2)$, such that $C_1 \rightarrow^* \mathcal{D}_1$, $C_2 \rightarrow^* \mathcal{D}_2$ and $\llbracket E_1 \rrbracket = \llbracket E_2 \rrbracket$.*

Theorem 5.7 follows from Theorem 5.8 and its corollaries: if both C and μ are final configurations, so that $\text{ENV}(\text{NDATA}_\pi) \triangleright E \triangleright \text{ENV}(\text{PDATA}_\pi)$ is uniform and all registers m_s contain a state for $\text{ENV}(\text{PDATA}_\pi)$, from the validity of $\llbracket E \rrbracket^{\#s}(\text{mix}(m)) = \mu_s \cdot \text{mix}(m_s)$ for all super-address $s \in @^s E$, we deduce the validity of the following equation (illustrated in Fig. 8):

$$\llbracket E \rrbracket(\text{mix}(m)) = \sum_s \mu_s \cdot \text{mix}(m_s) = \text{mix}(\mu).$$

Observing that, when m is constructed from a closure $m' = [Q, L, M]$, $\text{mix}(\mu)$ must coincide with $\text{eval}_{\text{QMSIAM}}[m] = \text{eval}_\lambda[m']$, the equation above leads then immediately to Theorem 5.7.

5.4 The Full Machine

The machine we have presented thus far follows the naïve approach that we sketched in Section 2 and is thus not very efficient. For instance, take the program $\langle \lambda x. \text{if } M \text{ then } U_1 x \text{ else } U_2 x, V y \rangle$ where U_1, U_2 and V are quantum gates. Assume that the QCSIAM first compiles the if-then-else. We end up with an extended circuit whose two branches both contain a copy of the gate V . However,

$$\begin{array}{c}
\frac{\Gamma_1 \vdash M : \text{bit} \quad \Delta_1 \vdash N : A_1 \quad \Delta_2 \vdash P : A_2}{\Gamma_2, \Delta_3 \vdash \text{if } M \text{ then } N \text{ else } P : A_3} \\
\text{Synchronous Rule} \\
(\{\text{bit}, \mathcal{G}\} \cup M, E) \rightarrow_{\text{tkm}} \left(M \cup \mathcal{G}(M_1), E @ \mathcal{G} \left[E @ \mathcal{G}; \text{if } l \text{ then } \tau(E_1^*) \text{ else } \tau(E_2^*) \right] \right) \text{ with } l = \text{lab}(\text{bit}), \text{ and where:} \\
- M|_{\mathcal{G}} \text{ negatively saturates } \Delta_3, A_3, \\
- \text{Exec}(\pi_2) = (\pi_2, M_1, E_1), \\
- \text{Exec}(\pi_3) = (\pi_3, M_2, E_2), \\
- E_b^* := E_b \otimes \text{id}_{\Gamma}.
\end{array}$$

Fig. 9. Synchronous rule of the QCSIAM¹.

this duplication of V should not happen, as we could instead try to compile as if it were one big unitary gate to which we then compose V at the end, only once. This session is dedicated to implementing this observation via a different, *synchronous*, compilation rule.

The basic idea is to treat if-then-elses like unitary gates: the tokens will synchronize at the negative positions in the conclusion of the if-then-else and, once they are all present, two subroutines will be executed, compiling the two branches of the if-then-else into two circuits C_1 and C_2 . The resulting tokens and circuits will then be *merged*, without having to change and duplicate the tokens in the rest of the derivation. As discussed in Section 2, this approach is, however, not always possible, since we cannot assume that the relevant tokens will reach, in all situations, the negative conclusion of an if-then-else: a deadlock may arise as soon as different synchronization points (conditionals or quantum gates) wait each for tokens that should exit from the other. We therefore have two situations: either all the tokens are present in the negative conclusion of an if-then-else, in which case we trigger the synchronous rule, or we do not and the machine is stuck somewhere, in which case we trigger an asynchronous-rule as described in the previous subsection.

The machine QCSIAM¹ is defined as follows: the structural rules (Figure 6a) as well as the unitary rule (Figure 6b) do not change; for if-then-else instead we now have the following rules:

- The *synchronous rule* asks that the conclusion of the if-then-else is negatively saturated and that the guard has been evaluated with some label l on the output bit of the guard. In that case, the two branches are run as subroutines over their sub-derivations π_1, π_2 , until termination. This way, two extended circuit E_1 and E_2 are produced, *with the same environment*, since $\text{ENV}(\text{NDATA}_{\pi_1}) = \text{ENV}(\text{NDATA}_{\pi_2})$ and $\text{ENV}(\text{PDATA}_{\pi_1}) = \text{ENV}(\text{PDATA}_{\pi_2})$. Then, the plain circuits $\tau(E_1)$ and $\tau(E_2)$ are put inside a plain if-then-else and the tokens are merged back on the positive occurrences of the conclusion of the if-then-else.
- The *guard rule* and the *asynchronous* rules are left unchanged, aside from the side condition that *no other rewriting rule applies*: i.e. the asynchronous rule only triggers when we don't have the opportunity to apply any synchronous rules.

To define the synchronous rule in a more precise way let us introduce the following notion:

Definition 5.11 (Execution). For any type derivation $\pi : \Gamma \vdash M : A$, if the QCSIAM¹ terminates on a final configuration C , let $\text{Exec}(\pi) = C$; otherwise, let $\text{Exec}(\pi)$ be undefined.

The synchronous rule is defined in Figure 9 and illustrated in the following example.

Example 5.12. Let $x : \text{qbit} \vdash M, N : \text{qbit}$ be two terms and consider the term $T = \text{if } P \text{ then } M \text{ else } N$, where $P = \text{meas}(\text{H}x)$, corresponding to a fair flip coin. The difference between compiling T with the synchronous or the asynchronous rule is illustrated in Figure 10. On the left, the synchronous rule waits for all the tokens to be present before compiling the two terms and merging the resulting tokens. On the right, the asynchronous rule, which does not allow for tokens to be merged, duplicates the tokens via a new address choice (in the figure, one black token yields one blue and

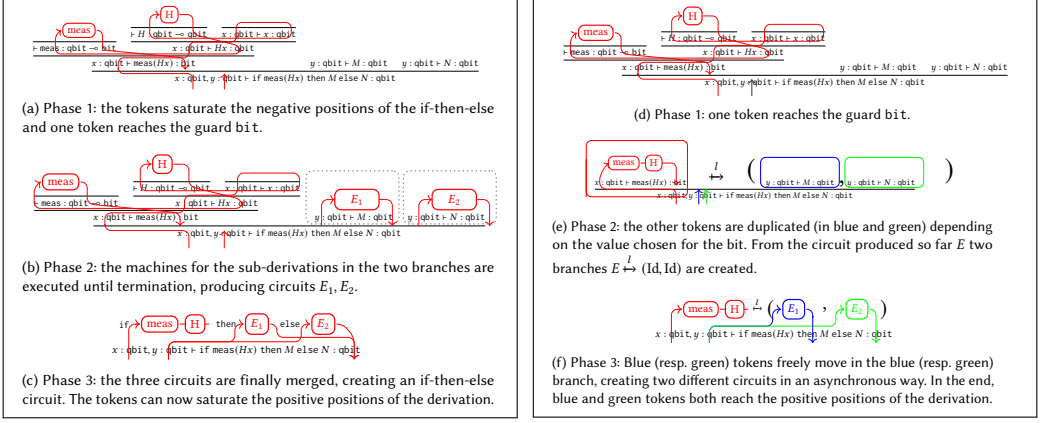


Fig. 10. Synchronous (left) vs Asynchronous (right) execution of the machine.

one green token). Notice that every position, outside of the two branches, that is visited afterwards will be actually visited *twice*: once in blue, once in green. This is the main source of inefficiency of the asynchronous rule.

For the machine to be well-defined, we need to ensure that $\text{Exec}(-)$ is always well-defined in all application of the synchronous rule. As before, this can be shown by a simulation between the QCSIAM¹ machine and the QMSIAM machine. This new simulation is a bit more subtle since the QCSIAM¹ now has two kinds of rules for the if-then-else, but it can be done following the same methodology as described for QCSIAM.

THEOREM 5.13 (THE QMSIAM SIMULATES THE QCSIAM). *Let C, C' be configurations of the QCSIAM and μ be a distribution of configurations for the QMSIAM. For all registers m , if $\mu \mathcal{R}_\pi^m C$ and $C \rightarrow C'$ then there exists a distribution μ' such that $\mu' \mathcal{R}_\pi^m C'$ and such that multiple parallel executions of the QMSIAM lead from μ to μ' .*

This time we only have simulation and not a bisimulation. This is however enough to argue for the soundness of the machine as we did for Theorem 5.7, and in particular to show that the QCSIAM¹ terminates:

COROLLARY 5.14 (TERMINATION). *Given a typing derivation $\pi : \Gamma \vdash M : A$, any run of the QCSIAM¹ over the initial configuration of π terminates in a final configuration.*

Due to the lack of bisimulation, we cannot prove confluence as we did for the QCSIAM¹. Still, we can prove the unicity, modulo circuit semantics, of the produced normal form:

COROLLARY 5.15. *Given a derivation $\pi : \Gamma \vdash M : A$ and two runs from the initial configuration that terminate in the two final configurations with extended circuits E_1 and E_2 , then $\llbracket E_1 \rrbracket = \llbracket E_2 \rrbracket$.*

6 On Efficient Compilation and Types

In this section we introduce a type system Cal^Q that captures the terms for which synchronous compilation always terminates producing a quantum circuit of linear size.

Going back to the term RW at the end of Section 2, where

$$R := \text{if } N \text{ then } \lambda f, g, x. f(gx) \text{ else } \lambda f, g, x. g(fx),$$

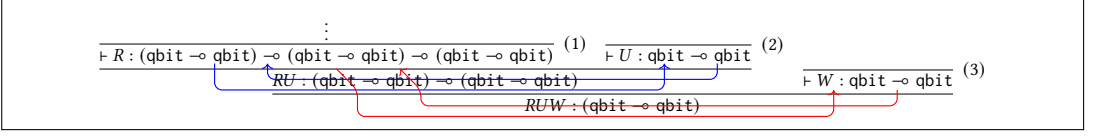


Fig. 11. Deadlock in the term $RUW : \text{qbit} \multimap \text{qbit}$.

it is clear that the QCSIAM cannot compile this term synchronously: this term contains an if-then-else of type $A = (\text{qbit} \multimap \text{qbit}) \multimap (\text{qbit} \multimap \text{qbit}) \multimap (\text{qbit} \multimap \text{qbit})$; as illustrated in Fig. 11, and discussed in Section 2, the three synchronization points constituted by the if-then-else and the two gates U, W are engaged in a *circular* dependency, and the tokens are correspondingly stuck.

Another example is the term PQ , where $P : (\text{qbit} \multimap \text{qbit}) \multimap (\text{qbit} \multimap \text{qbit})$ and $Q : (\text{qbit} \multimap \text{qbit})$ are the terms

$$\begin{aligned} P &:= \text{if } N \text{ then } \lambda f.f \text{ else } \lambda f.x.H(fx) \\ Q &:= \text{if } N \text{ then } U \text{ else } V, \end{aligned}$$

where $N = \text{meas}(H(\text{new ff}))$ and $U, V : \text{qbit} \multimap \text{qbit}$ are two arbitrary gates. Here the two if-then-else are engaged in a similar circular dependency, and so the synchronous rule cannot be applied.

To capture such cyclic dependencies, we associate any type derivation $\pi : \Gamma \vdash M : A$ with a directed graph \mathcal{G}_π defined as follows. First, let us define the *synchronization points* of π : these are either the gate axioms or the if-then-else rules, or any axiom of the form $\mathbb{A}_i \vdash \mathbb{A}_i$, for $i = 1, \dots, p$, such that π contains an identity axiom of conclusion $x : B \vdash x : B$ and the list of atoms in B , read from left to right, is $\mathbb{A}_1, \dots, \mathbb{A}_p$. Recall that tokens may traverse the identity axiom $x : B \vdash x : B$ in precisely p ways, moving from the negatively occurring atom \mathbb{A}_i to its positively occurring copy. For example, the identity axiom $x : \text{qbit}_1 \multimap \text{qbit}_2 \vdash x : \text{qbit}_1 \multimap \text{qbit}_2$ yields the two synchronization points $\text{qbit}_1 \vdash \text{qbit}_1$ and $\text{qbit}_2 \vdash \text{qbit}_2$, corresponding to the two token paths through the axiom.

Now, assign a distinct index $i \in \mathbb{N}$ to any synchronization point of π ; these indices form the vertices of \mathcal{G}_π ; an edge $i \rightarrow j$ exists whenever there exists a *simple* token path (i.e. a token path that only passes through structural rules) in π going from a *positive* position of the conclusion of i to a *negative* position of the conclusion of j .

In the two examples considered we can easily see that the corresponding graphs contain a directed cycle relating the considered synchronization points. For instance, in the example from Fig. 11 the graph \mathcal{G}_π contains the cycles $1 \rightarrow 2 \rightarrow 1$ and $1 \rightarrow 3 \rightarrow 1$. By contrast, if we consider the terms M_n from Section 2, one can check that the corresponding graphs are all acyclic, and indeed no deadlock actually occurs. In fact, the following holds:

PROPOSITION 6.1. *For any derivation $\pi : \Gamma \vdash M : A$, the synchronous compilation terminates on π if and only if \mathcal{G}_π is acyclic.*

The graph \mathcal{G}_π can be constructed directly and easily by induction on π . We do this by introducing a *colored calculus* $C\lambda^Q$.

Definition 6.2. *Colored formulas* are defined by:

$$A := \mathbb{A} \mid \mathbb{A}^i \mid A \otimes A \mid A \multimap A,$$

where $i \in \mathbb{N}$. For each colored formula A , let $|A|$ indicate the formula obtained by deleting labels. For each uncolored formula A containing the atoms $\mathbb{A}_1, \dots, \mathbb{A}_p$, and given indexes $i \in \mathbb{N}$ and

$\vec{i} = i_1, \dots, i_p \in \mathbb{N}^p$, let A^i (resp. $A^{\vec{i}}$) be the colored formula in which all atoms have label i (resp. the colored formula with atoms $\mathbb{A}_1^{i_1}, \dots, \mathbb{A}_p^{i_p}$).

We now show how type derivations can be labelled, inductively, with indices and a graph \mathcal{G} describing their dependencies. For this we need the following construction:

Definition 6.3 (match graph). Given two colored formulas A, B , with $|A| = |B|$, their *match graph*, noted $\mathcal{M}_{A,B}$, has the labels of A and B as vertices, and $i \rightarrow j \in \mathcal{M}_{A,B}$ if one of the following holds:

- for some negative atom \mathbb{A}^i of A , the corresponding negative atom of B is \mathbb{A}^j ;
- for some positive atom \mathbb{A}^i of B , the corresponding positive atom of A is \mathbb{A}^j .

For example, take $A = (\text{qbit}^1 \multimap \text{qbit}^2) \multimap \text{bit}$ and $B = (\text{qbit}^2 \multimap \text{qbit}^3) \multimap \text{bit}$, so that $|A| = |B|$. Their match graph has then vertices 1, 2, 3 and edges $2 \rightarrow 1$ (pos. atom of B to pos. atom of A) and $2 \rightarrow 3$ (neg. atom of A to neg. atom of B).

The typing system $C\lambda^Q$ is generated from the following rules:

$$\begin{array}{c}
\frac{}{x : A^{\vec{i}} \vdash_{\cdot} ((i_1, \dots, i_p), 0) \quad x : A^{\vec{i}}} \quad \frac{\mathcal{T}(c) = A}{\vdash_{\cdot} ((i), 0) \quad c : A^i} \quad (i) \quad \frac{\Delta, x : A \vdash^{\mathcal{G}} M : B}{\Delta \vdash^{\mathcal{G}} \lambda x. M : A \multimap B} \\
\frac{\Delta \vdash^{\mathcal{G}_1} M : A \multimap B \quad \Gamma \vdash^{\mathcal{G}_2} N : A' \quad |A| = |A'|}{\Delta, \Gamma \vdash^{\mathcal{G}_1 \cup \mathcal{G}_2 \cup \mathcal{M}_{A,A'}} M N : B} \\
\frac{}{\vdash_{\cdot} (0, 0) \quad * : 1} \quad \frac{\Delta \vdash^{\mathcal{G}_1} M : 1 \quad \Gamma \vdash^{\mathcal{G}_2} N : A}{\Delta, \Gamma \vdash^{\mathcal{G}_1 \cup \mathcal{G}_2} \text{let } * = M \text{ in } N : A} \\
\frac{\Delta \vdash^{\mathcal{G}_1} M : \text{bit}^j \quad \Gamma \vdash^{\mathcal{G}_2} N : A \quad \Gamma' \vdash^{\mathcal{G}_3} P : A' \quad |\Gamma| = |\Gamma'|, |A| = |A'|}{\Delta, |\Gamma| \vdash^{\mathcal{G}_1 \cup \mathcal{G}_2 \cup \mathcal{G}_3 \cup (i)} \text{if } M \text{ then } N \text{ else } P : |A|^i} \quad (i)
\end{array}$$

Each rule is a colored version of a corresponding rule of λ^Q : formulas are colored, and the judgments are labelled with a directed graph \mathcal{G} . Gate and if-then-else rules are marked with a (unique) index, while identity axioms are marked with p pairwise distinct indices; these indexes are used to inductively construct the graph \mathcal{G} . The application and let rules add the corresponding match graphs to \mathcal{G} .

For a colored derivation $\pi : \Gamma \vdash^{\mathcal{G}} M : A$, let $|\pi| : |\Gamma| \vdash M : |A|$ be its uncoloring, i.e. the corresponding λ^Q -derivation obtained by deleting all colors and graphs. By inspecting, by induction on a derivation, all possible token paths we obtain the following:

THEOREM 6.4. *For any $C\lambda^Q$ -derivation $\pi : \Gamma \vdash^{\mathcal{G}} M : A$, $\mathcal{G} \simeq \mathcal{G}_{|\pi|}$. As a consequence, $|\pi|$ can be compiled through the synchronous rule if and only if the produced graph \mathcal{G} is acyclic.*

7 Beyond Linear Typing

In this section, we discuss potential extensions of the compilation scheme we introduced and proved correct in this paper.

On the one hand, it should certainly be noted that the type system considered in this work is purely linear, not allowing for any form of duplication. Furthermore, the types are multiplicative, namely \otimes and \multimap , and additives are present in disguise only through the type bit . Considering a more general type system with additive and exponential connectives can be done, but requires great care. On the one hand, it is in fact well known that Girard's Geometry of Interaction is robust enough to allow for a faithful interpretation of additives and exponentials [22, 36], even in the presence of multiple tokens [12]. On the other hand, the way conditionals are managed here and the special role they have means that the typing of both branches of any conditional needs to be restricted. Any such type should uniquely determine the (finite) *number* and the *shape* of the tokens entering and exiting the conditional. This of course cannot hold in presence of additives, and requires exponentials to be *bounded*, in the style of graded comonads [23]. Similarly, a feature

that can be added to our type system without too much trouble is a form of *structural recursion* or *iteration*. However, this would require the introduction of an inductive type, such as that of natural numbers. The question then becomes the following: should such a type be treated similarly to `bit`, that is, does it indicate the value that can travel on a wire of the constructed circuit, or must its value be known at compile time? In the second case, which we think corresponds to the use of natural numbers in quantum algorithms, it is clear that such an inductive type should itself not occur in the type of the branches of a conditional construct. Summing up, while for the sake of simplicity we have considered a very simple type system here, the approach can be adapted to more expressive type systems. The only proviso is that of taking good care of how conditionals can be typed, in particular guaranteeing finiteness and determinacy.

8 Related Work

The literature offers an extensive body of work on quantum compilation, including optimization and so-called transpilation techniques. Techniques specifically tailored to the compilation of higher-order functional languages to quantum circuits are much sparser. One notable contribution in this direction is the language Qunity [50], which offers a higher-order quantum programming language with classical control together with a full compilation scheme towards OpenQASM [11]. However, Qunity does not feature a rewriting system and hence it cannot be executed. This greatly limits the higher-level reasoning that can be done on this language.

Girard’s Geometry of Interaction [20, 21] has already been applied to quantum computing [12, 28]. In all the aforementioned work, however, the underlying machine follows the QRAM model, i.e., the token(s) perform some classical computation while moving around the program, from time to time interacting with a quantum register. The token trajectories are *probabilistic*, and provide an alternative way to fully execute the term on a quantum input. By contrast, our approach is fully deterministic, and, instead of executing the term, it produces a (yet to be executed) quantum circuit, thus anticipating the quantum work.

Quantum λ -calculi come in many flavours [2, 13, 46, 47], and semantics frameworks modelling them can themselves be built following distinct lines [7, 41, 46]. Many programming languages following the QRAM model have been introduced since the mid nineties. More recently, a somewhat different family of programming languages [3, 5, 15, 38] have been designed focusing on what happens *inside* the quantum memory, this way allowing the user to write custom-made quantum operations through so-called *quantum conditionals*. This line of work is however outside the scope of this paper. One should also mention the extensive body of literature on quantum circuit description languages [26, 42]. The kind of challenges we faced here when compiling conditionals are in fact similar to those encountered when endowing Quipper with so-called dynamic lifting [9, 37].

9 Conclusion

We introduced a compilation scheme turning any term in a linear quantum λ -calculus into an equivalent quantum circuit. Beyond proving the correctness of the translation, we have defined a type system which characterizes the terms that can be compiled efficiently. Topics for future work include the generalization of this compilation procedure to more expressive calculi and its implementation in concrete programming languages, e.g., Linear Haskell.

References

- [1] Beniamino Accattoli, Ugo Dal Lago, and Gabriele Vanoni. 2020. The Machinery of Interaction. In *Proceedings of the 22nd International Symposium on Principles and Practice of Declarative Programming* (Bologna, Italy) (PPDP ’20). Association for Computing Machinery, New York, NY, USA, Article 4, 15 pages. doi:10.1145/3414080.3414108

- [2] Thorsten Altenkirch and Jonathan Grattage. 2005. A Functional Quantum Programming Language. In *20th IEEE Symposium on Logic in Computer Science (LICS 2005), 26-29 June 2005, Chicago, IL, USA, Proceedings*. IEEE Computer Society, 249–258. doi:10.1109/LICS.2005.1
- [3] Pablo Arrighi, Alejandro Díaz-Caro, and Benoît Valiron. 2017. The vectorial lambda-calculus. *Information and Computation* 254 (June 2017), 105–139. doi:10.1016/j.ic.2017.04.001
- [4] Andrea Asperti and Cosimo Laneve. 1995. Paths, computations and labels in the lambda-calculus. *Theoretical Computer Science* 142, 2 (1995), 277–297. doi:10.1016/0304-3975(94)00279-7
- [5] Kostia Chardonnet. 2023. *Towards a Curry-Howard Correspondence for Quantum Computation*. Theses. Université Paris-Saclay. <https://theses.hal.science/tel-03959403>
- [6] Giulio Chiribella, Giacomo Mauro D’Ariano, Paolo Perinotti, and Benoît Valiron. 2013. Quantum computations without definite causal structure. *Phys. Rev. A* 88 (Aug 2013), 022318. Issue 2. doi:10.1103/PhysRevA.88.022318
- [7] Pierre Clairambault and Marc de Visme. 2019. Full abstraction for the quantum lambda-calculus. *Proc. ACM Program. Lang.* 4, POPL, Article 63 (Dec. 2019), 28 pages. doi:10.1145/3371131
- [8] Andrea Colledan and Ugo Dal Lago. 2023. On Dynamic Lifting and Effect Typing in Circuit Description Languages. In *28th International Conference on Types for Proofs and Programs (TYPES 2022) (Leibniz International Proceedings in Informatics (LIPIcs), Vol. 269)*, Delia Kesner and Pierre-Marie Pédro (Eds.). Schloss Dagstuhl – Leibniz-Zentrum für Informatik, Dagstuhl, Germany, 3:1–3:21. doi:10.4230/LIPIcs.TYPES.2022.3
- [9] Andrea Colledan and Ugo Dal Lago. 2023. On Dynamic Lifting and Effect Typing in Circuit Description Languages. In *28th International Conference on Types for Proofs and Programs (TYPES 2022) (Leibniz International Proceedings in Informatics (LIPIcs), Vol. 269)*, Delia Kesner and Pierre-Marie Pédro (Eds.). Schloss Dagstuhl – Leibniz-Zentrum für Informatik, Dagstuhl, Germany, 3:1–3:21. doi:10.4230/LIPIcs.TYPES.2022.3
- [10] Andrew Cross, Ali Javadi-Abhari, Thomas Alexander, Niel De Beaudrap, Lev S. Bishop, Steven Heidel, Colm A. Ryan, Prasahnt Sivarajah, John Smolin, Jay M. Gambetta, and Blake R. Johnson. 2022. OpenQASM 3: A Broader and Deeper Quantum Assembly Language. *ACM Transactions on Quantum Computing* 3, 3 (Sept. 2022), 1–50. doi:10.1145/3505636
- [11] Andrew W. Cross, Lev S. Bishop, John A. Smolin, and Jay M. Gambetta. 2017. Open Quantum Assembly Language. arXiv:1707.03429 [quant-ph] <https://arxiv.org/abs/1707.03429>
- [12] Ugo Dal Lago, Claudia Faggian, Benoît Valiron, and Akira Yoshimizu. 2017. The geometry of parallelism: classical, probabilistic, and quantum effects. *SIGPLAN Not.* 52, 1 (jan 2017), 833–845. doi:10.1145/3093333.3009859
- [13] Ugo Dal Lago, Andrea Masini, and Margherita Zorzi. 2009. On a measurement-free quantum lambda calculus with classical control. *Math. Struct. Comput. Sci.* 19, 2 (2009), 297–335. doi:10.1017/S096012950800741X
- [14] Vincent Danos and Laurent Regnier. 1999. Reversible, irreversible and optimal lambda-machines. *Theoretical Computer Science* 227, 1 (1999), 79–97. doi:10.1016/S0304-3975(99)00049-3
- [15] Alejandro Díaz-Caro and Gilles Dowek. 2024. A linear linear lambda-calculus. *Mathematical Structures in Computer Science* (May 2024), 1–35. doi:10.1017/s0960129524000197
- [16] Yuan Feng and Mingsheng Ying. 2021. Quantum Hoare Logic with Classical Variables. *ACM Transactions on Quantum Computing* 2, 4, Article 16 (Dec. 2021), 43 pages. doi:10.1145/3456877
- [17] Peng Fu, Kohei Kishida, Neil J. Ross, and Peter Selinger. 2023. Proto-Quipper with Dynamic Lifting. *Proc. ACM Program. Lang.* 7, POPL, Article 11 (Jan. 2023), 26 pages. doi:10.1145/3571204
- [18] Dan R. Ghica. 2007. Geometry of synthesis: a structured approach to VLSI design. *SIGPLAN Not.* 42, 1 (jan 2007), 363–375. doi:10.1145/1190215.1190269
- [19] Jean-Yves Girard. 1987. Linear logic. *Theoretical computer science* 50, 1 (1987), 1–101.
- [20] Jean-Yves Girard. 1989. Geometry of Interaction 1: Interpretation of System F. In *Logic Colloquium ’88*, R. Ferro, C. Bonotto, S. Valentini, and A. Zanardo (Eds.). Studies in Logic and the Foundations of Mathematics, Vol. 127. Elsevier, 221–260. doi:10.1016/S0049-237X(08)70271-4
- [21] Jean-Yves Girard. 1989. Towards a geometry of interaction. *Contemp. Math.* 92, 69–108 (1989), 6.
- [22] Jean-Yves Girard. 1995. Geometry of interaction III: accommodating the additives. In *Proceedings of the Workshop on Advances in Linear Logic*. Cambridge University Press, USA, 329–389.
- [23] Jean-Yves Girard, Andre Scedrov, and Philip J. Scott. 1992. Bounded linear logic: a modular approach to polynomial-time computability. *Theoretical Computer Science* 97, 1 (1992), 1–66. doi:10.1016/0304-3975(92)90386-T
- [24] Alexander S. Green, Peter LeFanu Lumsdaine, Neil J. Ross, Peter Selinger, and Benoît Valiron. 2013. *An Introduction to Quantum Programming in Quipper*. Springer Berlin Heidelberg, 110–124. doi:10.1007/978-3-642-38986-3_{10}
- [25] Alexander S. Green, Peter LeFanu Lumsdaine, Neil J. Ross, Peter Selinger, and Benoît Valiron. 2013. Quipper: a scalable quantum programming language. *ACM SIGPLAN Notices* 48, 6 (June 2013), 333–342. doi:10.1145/2499370.2462177
- [26] Alexander S. Green, Peter LeFanu Lumsdaine, Neil J. Ross, Peter Selinger, and Benoît Valiron. 2013. Quipper: a scalable quantum programming language. In *Proceedings of the 34th ACM SIGPLAN Conference on Programming Language Design and Implementation* (Seattle, Washington, USA) (PLDI ’13). Association for Computing Machinery, New York, NY, USA, 333–342. doi:10.1145/2491956.2462177

- [27] Lov K. Grover. 1996. A fast quantum mechanical algorithm for database search. In *Proceedings of the Twenty-Eighth Annual ACM Symposium on Theory of Computing* (Philadelphia, Pennsylvania, USA) (STOC '96). Association for Computing Machinery, New York, NY, USA, 212–219. doi:10.1145/237814.237866
- [28] Ichiro Hasuo and Naohiko Hoshino. 2017. Semantics of higher-order quantum computation via geometry of interaction. *Ann. Pure Appl. Log.* 168, 2 (2017), 404–469. doi:10.1016/J.APAL.2016.10.010
- [29] Ali Javadi-Abhari, Matthew Treinish, Kevin Krsulich, Christopher J. Wood, Jake Lishman, Julien Gacon, Simon Martiel, Paul D. Nation, Lev S. Bishop, Andrew W. Cross, Blake R. Johnson, and Jay M. Gambetta. 2024. Quantum computing with Qiskit. arXiv:2405.08810 [quant-ph] doi:10.48550/arXiv.2405.08810
- [30] M. W. Johnson, M. H. S. Amin, S. Gildert, T. Lanting, F. Hamze, N. Dickson, R. Harris, A. J. Berkley, J. Johansson, P. Bunyk, E. M. Chapple, C. Enderud, J. P. Hilton, K. Karimi, E. Ladizinsky, N. Ladizinsky, T. Oh, I. Perminov, C. Rich, M. C. Thom, E. Tolkacheva, C. J. S. Truncik, S. Uchaikin, J. Wang, B. Wilson, and G. Rose. 2011. Quantum annealing with manufactured spins. *Nature* 473, 7346 (2011), 194–198. doi:10.1038/nature10012
- [31] A.Yu. Kitaev. 2003. Fault-tolerant quantum computation by anyons. *Annals of Physics* 303, 1 (2003), 2–30. doi:10.1016/S0003-4916(02)00018-0
- [32] E Knill. 1996. Conventions for quantum pseudocode. *Technical report* (6 1996). doi:10.2172/366453
- [33] Jean-Louis Krivine. 2007. A call-by-name lambda-calculus machine. *Higher-Order and Symbolic Computation* 20, 3 (01 Sep 2007), 199–207. doi:10.1007/s10990-007-9018-9
- [34] Ugo Dal Lago and Margherita Zorzi. 2013. Wave-Style Token Machines and Quantum Lambda Calculi (Long Version). arXiv:1307.0550 [cs.LO] <https://arxiv.org/abs/1307.0550>
- [35] P. J. Landin. 1964. The Mechanical Evaluation of Expressions. *Comput. J.* 6, 4 (01 1964), 308–320. arXiv:<https://academic.oup.com/comjnl/article-pdf/6/4/308/1067901/6-4-308.pdf> doi:10.1093/comjnl/6.4.308
- [36] Olivier Laurent. 2001. A Token Machine for Full Geometry of Interaction (Extended Abstract). In *Typed Lambda Calculi and Applications*, Samson Abramsky (Ed.). Springer Berlin Heidelberg, Berlin, Heidelberg, 283–297.
- [37] Dongho Lee, Valentin Perrelle, Benoît Valiron, and Zhaowei Xu. 2021. Concrete Categorical Model of a Quantum Circuit Description Language with Measurement. In *41st IARCS Annual Conference on Foundations of Software Technology and Theoretical Computer Science (FSTTCS 2021)*. Schloss Dagstuhl – Leibniz-Zentrum für Informatik. doi:10.4230/LIPICS.FSTTCS.2021.51
- [38] Louis Lemonnier. 2024. The Semantics of Effects: Centrality, Quantum Control and Reversible Recursion. arXiv:2406.07216 [cs.LO] <https://arxiv.org/abs/2406.07216>
- [39] Ian Mackie. 1995. The geometry of interaction machine. In *Proceedings of the 22nd ACM SIGPLAN-SIGACT Symposium on Principles of Programming Languages* (San Francisco, California, USA) (POPL '95). Association for Computing Machinery, New York, NY, USA, 198–208. doi:10.1145/199448.199483
- [40] Michael A. Nielsen and Isaac L. Chuang. 2010. *Quantum Computation and Quantum Information: 10th Anniversary Edition*. Cambridge University Press. doi:10.1017/cbo9780511976667
- [41] Michele Pagani, Peter Selinger, and Benoît Valiron. 2014. Applying quantitative semantics to higher-order quantum computing. *SIGPLAN Not.* 49, 1 (Jan. 2014), 647–658. doi:10.1145/2578855.2535879
- [42] Jennifer Paykin, Robert Rand, and Steve Zdancewic. 2017. QWIRE: a core language for quantum circuits. In *Proceedings of the 44th ACM SIGPLAN Symposium on Principles of Programming Languages* (Paris, France) (POPL '17). Association for Computing Machinery, New York, NY, USA, 846–858. doi:10.1145/3009837.3009894
- [43] JOHN POWER and EDMUND ROBINSON. 1997. Premonoidal categories and notions of computation. *Mathematical Structures in Computer Science* 7, 5 (1997), 453–468. doi:10.1017/S0960129597002375
- [44] Peter Selinger. 2004. Towards a quantum programming language. *Mathematical. Structures in Comp. Sci.* 14, 4 (aug 2004), 527–586. doi:10.1017/S0960129504004256
- [45] Peter Selinger and Benoît Valiron. 2005. A Lambda Calculus for Quantum Computation with Classical Control. In *Typed Lambda Calculi and Applications*, Paweł Urzyczyn (Ed.). Springer Berlin Heidelberg, Berlin, Heidelberg, 354–368. doi:10.1007/11417170_26
- [46] Peter Selinger and Benoît Valiron. 2008. On a Fully Abstract Model for a Quantum Linear Functional Language: (Extended Abstract). *Electronic Notes in Theoretical Computer Science* 210 (2008), 123–137. doi:10.1016/j.entcs.2008.04.022 Proceedings of the 4th International Workshop on Quantum Programming Languages (QPL 2006).
- [47] Peter Selinger and Benoît Valiron. 2009. *Quantum Lambda Calculus*. Cambridge University Press, 135–172.
- [48] Peter W Shor. 1999. Polynomial-time algorithms for prime factorization and discrete logarithms on a quantum computer. *SIAM review* 41, 2 (1999), 303–332. doi:10.1137/S0097539795293172
- [49] Google AI Quantum Team. 2018. Cirq Programming Language. <https://quantumai.google/cirq>.
- [50] Finn Voichick, Liyi Li, Robert Rand, and Michael Hicks. 2023. Qunity: A Unified Language for Quantum and Classical Computing. *Proc. ACM Program. Lang.* 7, POPL, Article 32 (Jan. 2023), 31 pages. doi:10.1145/3571225
- [51] Qisheng Wang and Mingsheng Ying. 2023. Quantum random access stored-program machines. *J. Comput. System Sci.* 131 (2023), 13–63. doi:10.1016/j.jcss.2022.08.002

Appendices

A	Additional Details of λ^Q	27
B	On Swapping Unitary Gates	28
C	Proof of Theorem 4.2	32
D	Bisimulation between the QCSIAM and the QMSIAM	34
D.1	Slicing (Extended) Circuits	34
D.1.1	Basic Circuits	34
D.1.2	Extended Circuits	36
D.2	The Machine QMSIAM	39
D.2.1	Quantum+Classical Registers	39
D.2.2	Definition of the Machine	40
D.3	Coherent Configurations of the QMSIAM	41
D.4	The Bisimulation Theorem	44
D.5	Termination and Confluence of the QCSIAM	49
E	The QMSIAM(*) Simulates the QCSIAM [†]	51
E.1	Extended Circuits with if-then-else	51
E.2	The Machine QMSIAM*	53
E.3	Inner, Initial and Final Configurations	56
E.4	The Synchronous Reduction Type	57
E.5	The Simulation Theorem	57
E.6	Termination and Unicity of the Normal Form for the Synchronous rule	61
F	Type System for Synchronous Compilation	62

A Additional Details of λ^Q

In this section we give the formal results of λ^Q . As λ^Q is a sub-language of the original calculus by Selinger & Valiron. The proofs can be found in the original work [45, 47].

Definition A.1 (Typed Quantum Closure). We say that a quantum closure $[Q, L, M]$ is of type A under context Γ , denoted $\Gamma \vdash [Q, L, M] : A$ if $\Gamma, x_1 : \text{qbit}, \dots, x_n : \text{qbit} \vdash M : A$, where x_1, \dots, x_n are in L .

Definition A.2 (Value State). A quantum closure $[Q, L, M]$ is a *value state* if M is a value.

LEMMA A.3 (SUBSTITUTION). *If V is a value such that $\Delta \vdash V : A$ and $\Gamma, x : A \vdash M : B$ then $\Gamma, \Delta \vdash M[x \leftarrow V] : B$*

PROPOSITION A.4 (SUBJECT REDUCTION). *Given a typed quantum closure $\Gamma \vdash [Q, L, M] : A$ and a reduction $[Q, L, M] \rightarrow \mu$ for a distribution $\mu = \{[Q_1, L_1, M_1]^{\mu_1}, \dots, [Q_n, L_n, M_n]^{\mu_n}\}$, then $\Gamma \vdash [Q_i, L_i, M_i] : A$ for all $i \in \{1, \dots, n\}$.*

LEMMA A.5. *A well-typed value V is either a constant, a variable or one of the following cases occurs: if it is of type $A \otimes B$ then the value is of the shape $\langle V_1, V_2 \rangle$ where V_1 and V_2 are values of types A and B respectively, if it is of type bit then it is either tt or ff , and if it is of type $A \multimap B$ it is a λ -abstraction.*

PROPOSITION A.6 (PROGRESS). *Given a well-typed quantum closure $\vdash [Q, L, M] : A$, either M is a value or there is $\mu \in \mathcal{D}(\mathcal{Q})$ such that $[Q, L, M] \rightarrow \mu$.*

We inductively define binary relations $\rightarrow_n \subseteq \mathcal{Q} \times \mathcal{D}(\mathcal{Q})$ as follows: we first define \rightarrow_1 by $[Q, L, M] \rightarrow_1 \mu$ if and only if $[Q, L, M] \rightarrow \mu$ or M is a value V and $\mu = \{[Q, L, V]^1\}$; and we

define \rightarrow_{n+1} by: $[Q, L, M] \rightarrow_{n+1} \mu$ if and only if there are distributions $\nu_1, \dots, \nu_m \in \mathcal{D}(\mathcal{Q})$ and $\mu_1, \dots, \mu_m \in \mathbb{R}_{[0,1]}$ such that $\mu = \sum_{1 \leq i \leq m} \mu_i \nu_i$ and

$$\begin{aligned} [Q, L, M] &\rightarrow \{[Q_1, L_1, M_1]^{\mu_1}, \dots, [Q_k, L_k, M_k]^{\mu_k}\} \\ [Q_i, L_i, M_i] &\rightarrow_n \nu_i \end{aligned}$$

for all $i \in \{1, \dots, k\}$.

THEOREM A.7 (TERMINATION). *For any typed quantum closure $\vdash [Q, L, M] : A$, there is a unique distribution $\mu \in \mathcal{D}(\mathcal{Q})$ consisting of value states such that $[Q, L, M] \rightarrow_n \mu$ for any sufficiently large $n \in \mathbb{N}$.*

B On Swapping Unitary Gates

Let S be the following λ -term:

$$x : \text{bit}, f : A, g : A \vdash \text{if } x \text{ then } f \circ g \text{ else } g \circ f : A$$

where $A = (\text{qbit} \otimes \text{qbit}) \multimap (\text{qbit} \otimes \text{qbit})$ and $f \circ g$ is an abbreviation of $\lambda x. f(gx)$. It is reasonable to expect any compositional compilation algorithm associates S with a quantum circuit with holes

$$l : \text{bit}, l_1 : \text{qbit}, l_2 : \text{qbit} \triangleright C[-]\{-\} \triangleright l_1 : \text{qbit}, l_2 : \text{qbit}$$

such that for any unitary gates U and V acting on 2 qubits,

$$\llbracket C[U]\{V\} \rrbracket = \llbracket \text{if } l \text{ then } U; V \text{ else } V; U \rrbracket$$

where $C[U]\{V\}$ is the quantum circuit obtained by substituting $[-]$ with U and $\{-\}$ with V . The goal of this section is to show that either $[-]$ or $\{-\}$ must appear more than once in $C[-]\{-\}$.

Towards this goal, let us formally introduce quantum circuits with holes. We define quantum circuits *with holes* by the following BNF:

$$\mathcal{C}, \mathcal{D}, \mathcal{E} ::= [-] \mid \{-\} \mid c_{\overline{r}} \mid \mathcal{C}; \mathcal{D} \mid \text{if } \mathcal{C} \text{ then } \mathcal{D} \text{ else } \mathcal{E}$$

where c varies over \mathbb{Q} . Let \mathcal{C} be a quantum circuits with holes. For a quantum circuit C and D , we denote $\mathcal{C}(C, D)$ for the quantum circuit obtained by replacing $[-]$ and $\{-\}$ in \mathcal{C} with C and D respectively. Throughout this section, we denote $\{l_1 : \text{qbit}, l_2 : \text{qbit}\}$ by Θ and denote (l_1, l_2) by θ . For environments Γ and Δ , we write $\Gamma \triangleright \mathcal{C} \triangleright \Delta$ when we can derive the judgment from the rules in Figure 2 and the following axioms:

$$\overline{\Theta \triangleright [-] \triangleright \Theta}, \quad \overline{\Theta \triangleright \{-\} \triangleright \Theta}.$$

It is easy to see that if $\Gamma \triangleright \mathcal{C} \triangleright \Delta$, then for any quantum circuits $\Theta \triangleright C \triangleright \Theta$ and $\Theta \triangleright D \triangleright \Theta$, we have $\Gamma \triangleright \mathcal{C}(C, D) \triangleright \Delta$.

Given quantum circuits with holes $\Gamma \triangleright \mathcal{C} \triangleright \Delta$ and $\Gamma \triangleright \mathcal{D} \triangleright \Delta$, we write

$$\mathcal{C} \approx \mathcal{D}$$

when for any unitary gates U and V acting on 2 qubits, we have

$$\llbracket \mathcal{C}(U_{\theta}^{\theta}, V_{\theta}^{\theta}) \rrbracket = \llbracket \mathcal{D}(U_{\theta}^{\theta}, V_{\theta}^{\theta}) \rrbracket.$$

The following proposition is the goal of this section.

PROPOSITION B.1. *Let \mathcal{C} be a quantum circuit with holes such that*

$$l : \text{bit}, \Theta \triangleright \mathcal{C}(X, Y) \triangleright \Theta,$$

and we define a quantum circuit with holes \mathcal{D} to be

$$\text{if } l \text{ then } [-]; \{-\} \text{ else } \{-\}; [-].$$

If $\mathcal{C} \approx \mathcal{D}$, then either $[-]$ or $\{-\}$ appears more than once in \mathcal{C} .

PROOF. We suppose that both $[-]$ and $\{-\}$ appear exactly once in \mathcal{C} and derive a contradiction. By applying if-then-else removal to \mathcal{C} , we obtain an if-then-else free quantum circuit with holes \mathcal{E} such that $[-]$ and $\{-\}$ appear exactly once and $\mathcal{C} \approx \mathcal{E}$. We only give a proof for the case when $[-]$ appears left-hand side of $\{-\}$ in \mathcal{E} , i.e., there is a subcircuit $\mathcal{E}_0, \mathcal{E}_1$ of \mathcal{E} such that $[-]$ appears in \mathcal{E}_0 and $\{-\}$ appears in \mathcal{E}_1 . We can prove the other case in the same manner. Let us prepare some notations. We define quantum circuits $l : \text{bit} \triangleright \langle 00 | \triangleright l : \text{bit}, \Theta$ and $l : \text{bit} \triangleright \mathcal{F} \triangleright \Theta$ and $l : \text{bit} \triangleright \mathcal{G} \triangleright \Theta$ by

$$\begin{aligned}\langle 00 | &= 0_{l_0}; 0_{l_1}; \text{new}_{l_0}^{l_0}; \text{new}_{l_1}^{l_1}, \\ \mathcal{F} &= \langle 00 |; \mathcal{D}, \\ \mathcal{G} &= \langle 00 |; \mathcal{E},\end{aligned}$$

We write \mathbb{S} for the unit circle

$$\{(z, w) \in \mathbb{C} \times \mathbb{C} \mid |z|^2 + |w|^2 = 1\}.$$

For $(z, w) \in \mathbb{S}$, we define a 4×4 unitary matrix $X_{z,w}$ by

$$X_{z,w} = \begin{pmatrix} z & -w & 0 & 0 \\ w^* & z^* & 0 & 0 \\ 0 & 0 & z & -w \\ 0 & 0 & w^* & z^* \end{pmatrix}.$$

For a 4×4 unitary matrix U , we simply write $\Theta \triangleright U \triangleright \Theta$ for the corresponding quantum circuit. For $n \in \mathbb{N}$, a 4×4 unitary matrix U and a $4n \times 4n$ unitary matrix

$$V = \begin{pmatrix} V_{1,1} & \cdots & V_{1,n} \\ \vdots & \ddots & \vdots \\ V_{n,1} & \cdots & V_{n,n} \end{pmatrix}$$

consisting of 4×4 submatrices $V_{i,j}$, we define a $4n \times 4n$ matrix $U \bullet V$ by

$$U \bullet V = \begin{pmatrix} UV_{1,1}U^\dagger & \cdots & UV_{1,n}U^\dagger \\ \vdots & \ddots & \vdots \\ UV_{n,1}U^\dagger & \cdots & UV_{n,n}U^\dagger \end{pmatrix}.$$

We now proceed to prove the claim. Since \mathcal{E} has no if-then-else constructor, and $[-]$ appears left-hand side of $\{-\}$ in \mathcal{E} , there exist a natural number $n \in \mathbb{N}$, a positive matrix $P \in \mathbb{C}^{4n \times 4n}$ and a family of trace-preserving completely positive maps

$$\{f_{z,w} : \mathbb{C}^{4n \times 4n} \rightarrow \mathbb{C}^{4 \times 4}\}_{(z,w) \in \mathbb{S}}$$

such that for any 4×4 unitary matrix U and any $(z, w) \in \mathbb{S}$,

$$\llbracket 1_{l:\text{bit}}; \mathcal{G}(U, X_{z,w}) \rrbracket = f_{z,w}(U \bullet P). \quad (1)$$

This can be checked by induction on the structure of \mathcal{E} . Since $\mathcal{G} \approx \mathcal{F}$, it follows from (1) that for any 4×4 unitary matrix U and any $(z, w) \in \mathbb{S}$, we have

$$f_{z,w}(U \bullet P) = U \begin{pmatrix} |z|^2 & zw & 0 & 0 \\ z^*w^* & |w|^2 & 0 & 0 \\ 0 & 0 & 0 & 0 \\ 0 & 0 & 0 & 0 \end{pmatrix} U^\dagger. \quad (2)$$

Let us divide P into the following 4×4 submatrices $P_{i,j}$:

$$\begin{pmatrix} P_{1,1} & \cdots & P_{1,n} \\ \vdots & \ddots & \vdots \\ P_{n,1} & \cdots & P_{n,n} \end{pmatrix},$$

and we denote the (k, l) th entry of $P_{i,j}$ by $a_{i,j,k,l}$:

$$P_{i,j} = \begin{pmatrix} a_{i,j,1,1} & a_{i,j,1,2} & a_{i,j,1,3} & a_{i,j,1,4} \\ a_{i,j,2,1} & a_{i,j,2,2} & a_{i,j,2,3} & a_{i,j,2,4} \\ a_{i,j,3,1} & a_{i,j,3,2} & a_{i,j,3,3} & a_{i,j,3,4} \\ a_{i,j,4,1} & a_{i,j,4,2} & a_{i,j,4,3} & a_{i,j,4,4} \end{pmatrix}.$$

We define $4n \times 4n$ positive matrices K and L by

$$K = \begin{pmatrix} K_{1,1} & \cdots & K_{1,n} \\ \vdots & \ddots & \vdots \\ K_{n,1} & \cdots & K_{n,n} \end{pmatrix}, \quad L = \begin{pmatrix} L_{1,1} & \cdots & L_{1,n} \\ \vdots & \ddots & \vdots \\ L_{n,1} & \cdots & L_{n,n} \end{pmatrix}$$

where $K_{i,j}$ and $L_{i,j}$ are given by

$$K_{i,j} = \begin{pmatrix} a_{i,j,1,1} & a_{i,j,1,2} & a_{i,j,1,3} & 0 \\ a_{i,j,2,1} & a_{i,j,2,2} & a_{i,j,2,3} & 0 \\ a_{i,j,3,1} & a_{i,j,3,2} & a_{i,j,3,3} & 0 \\ 0 & 0 & 0 & 0 \end{pmatrix}, \quad L_{i,j} = \begin{pmatrix} 0 & 0 & 0 & 0 \\ 0 & 0 & 0 & 0 \\ 0 & 0 & 0 & 0 \\ 0 & 0 & 0 & a_{i,j,4,4} \end{pmatrix}.$$

Since (2) holds for any U and $(z, w) \in \mathbb{S}$, by replacing U in (2) with

$$U \begin{pmatrix} 1 & & & \\ & 1 & & \\ & & 1 & \\ & & & -1 \end{pmatrix},$$

we see that for any 4×4 matrix U and $(z, w) \in \mathbb{S}$, we also have

$$f_{z,w} \left(U \bullet \left(\begin{pmatrix} 1 & & & \\ & 1 & & \\ & & 1 & \\ & & & -1 \end{pmatrix} \bullet P \right) \right) = U \begin{pmatrix} |z|^2 & zw & 0 & 0 \\ z^* w^* & |w|^2 & 0 & 0 \\ 0 & 0 & 0 & 0 \\ 0 & 0 & 0 & 0 \end{pmatrix} U^\dagger. \quad (3)$$

By adding each side of (2) and (3), we see that for any 4×4 unitary matrix U and any $(z, w) \in \mathbb{S}$,

$$f_{z,w}(U \bullet (K + L)) = U \begin{pmatrix} |z|^2 & zw & 0 & 0 \\ z^* w^* & |w|^2 & 0 & 0 \\ 0 & 0 & 0 & 0 \\ 0 & 0 & 0 & 0 \end{pmatrix} U^\dagger. \quad (4)$$

By repeating similar arguments, we can show that for any 4×4 unitary matrix U and any $(z, w) \in \mathbb{S}$, we have

$$f_{z,w}(U \bullet (Q + R + S + T)) = U \begin{pmatrix} |z|^2 & 0 & 0 & 0 \\ 0 & |w|^2 & 0 & 0 \\ 0 & 0 & 0 & 0 \\ 0 & 0 & 0 & 0 \end{pmatrix} U^\dagger. \quad (5)$$

Where the $4n \times 4n$ positive matrices Q, R, S and T are given by

$$Q = \begin{pmatrix} Q_{1,1} & \cdots & Q_{1,n} \\ \vdots & \ddots & \vdots \\ Q_{n,1} & \cdots & Q_{n,n} \end{pmatrix}, \quad R = \begin{pmatrix} R_{1,1} & \cdots & R_{1,n} \\ \vdots & \ddots & \vdots \\ R_{n,1} & \cdots & R_{n,n} \end{pmatrix},$$

$$S = \begin{pmatrix} S_{1,1} & \cdots & S_{1,n} \\ \vdots & \ddots & \vdots \\ S_{n,1} & \cdots & S_{n,n} \end{pmatrix}, \quad T = \begin{pmatrix} T_{1,1} & \cdots & T_{1,n} \\ \vdots & \ddots & \vdots \\ T_{n,1} & \cdots & T_{n,n} \end{pmatrix}$$

consisting of 4×4 submatrices

$$Q_{i,j} = \begin{pmatrix} a_{i,j,1,1} & 0 & 0 & 0 \\ 0 & 0 & 0 & 0 \\ 0 & 0 & 0 & 0 \\ 0 & 0 & 0 & 0 \end{pmatrix}, \quad R_{i,j} = \begin{pmatrix} 0 & 0 & 0 & 0 \\ 0 & a_{i,j,2,2} & 0 & 0 \\ 0 & 0 & 0 & 0 \\ 0 & 0 & 0 & 0 \end{pmatrix},$$

$$S_{i,j} = \begin{pmatrix} 0 & 0 & 0 & 0 \\ 0 & 0 & 0 & 0 \\ 0 & 0 & a_{i,j,3,3} & 0 \\ 0 & 0 & 0 & 0 \end{pmatrix}, \quad T_{i,j} = \begin{pmatrix} 0 & 0 & 0 & 0 \\ 0 & 0 & 0 & 0 \\ 0 & 0 & 0 & 0 \\ 0 & 0 & 0 & a_{i,j,4,4} \end{pmatrix}.$$

When U in (5) is the identity matrix, we have

$$f_{z,w}(Q) + f_{z,w}(R) + f_{z,w}(S) + f_{z,w}(T) = \begin{pmatrix} |z|^2 & 0 & 0 & 0 \\ 0 & |w|^2 & 0 & 0 \\ 0 & 0 & 0 & 0 \\ 0 & 0 & 0 & 0 \end{pmatrix}. \quad (6)$$

We define

$$(q_1, q_2, q_3, q_4), \quad (r_1, r_2, r_3, r_4), \quad (s_1, s_2, s_3, s_4), \quad (t_1, t_2, t_3, t_4)$$

to be the main diagonals of $f_{z,w}(Q)$, $f_{z,w}(R)$, $f_{z,w}(S)$ and $f_{z,w}(T)$ respectively. Since $f_{z,w}(Q)$, $f_{z,w}(R)$, $f_{z,w}(S)$ and $f_{z,w}(T)$ are positive, all elements in the main diagonals are non-negative real numbers. By (6), we have

$$q_1 + r_1 + s_1 + t_1 = |z|^2, \quad (7)$$

$$q_2 + r_2 + s_2 + t_2 = |w|^2, \quad (8)$$

$$q_3 + r_3 + s_3 + t_3 = 0, \quad (9)$$

$$q_4 + r_4 + s_4 + t_4 = 0. \quad (10)$$

From (9) and (10), we obtain

$$q_3 = r_3 = s_3 = t_3 = q_4 = r_4 = s_4 = t_4 = 0.$$

By replacing U in (5) with

$$\begin{pmatrix} 1 & 0 & 0 & 0 \\ 0 & 0 & 1 & 0 \\ 0 & 1 & 0 & 0 \\ 0 & 0 & 0 & 1 \end{pmatrix},$$

we obtain

$$f_{z,w}(Q) + f_{z,w}(U \bullet R) + f_{z,w}(U \bullet S) + f_{z,w}(T) = \begin{pmatrix} |z|^2 & 0 & 0 & 0 \\ 0 & 0 & 0 & 0 \\ 0 & 0 & |w|^2 & 0 \\ 0 & 0 & 0 & 0 \end{pmatrix}.$$

It follows from positivity of $f_{z,w}(Q)$, $f_{z,w}(U \bullet R)$, $f_{z,w}(U \bullet S)$ and $f_{z,w}(T)$ that we have

$$q_2 = t_2 = 0.$$

In the same manner, we can prove

$$r_1 = s_1 = s_2 = t_1 = t_2 = 0.$$

Therefore, by (7) and (8), we obtain

$$q_1 = |z|^2, \quad r_2 = |w|^2.$$

Since $f_{z,w}$ preserves traces,

$$\text{tr}(Q) = |z|^2, \quad \text{tr}(R) = |w|^2.$$

These equalities hold for any $(z, w) \in \mathbb{S}$, a contradiction. \square

C Proof of Theorem 4.2

THEOREM C.1. *For any circuit $\Gamma \triangleright C \triangleright \Delta$ of size n there exists a plain circuit $\Gamma \triangleright D \triangleright \Delta$ of size $O(n)$ such that $\llbracket C \rrbracket = \llbracket D \rrbracket$.*

PROOF. We prove the claim by induction on the structure of C . We first prepare a few circuits. Let \mathbb{B} be a base type, and let $L = (l_1, l_2, l_3)$ be a triple of labels. For an environment Δ such that $\{l_1 : \mathbb{B}, l_2 : \mathbb{B}, l_3 : \text{bit}\} \subseteq \Delta$, we define a circuit

$$\Delta \triangleright \sigma_{L,\mathbb{B}} \triangleright \Delta$$

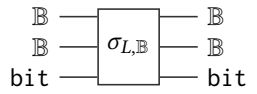
as follows:

$$\begin{aligned} \sigma_{L,\text{qbit}} &= \text{new}_{l_3}^{l_3}; \text{CSWAP}_{L,\mathbb{B}}^{l_3}; \text{meas}_{l_3}^{l_3}, \\ \sigma_{L,\text{bit}} &= \text{new}_{l_1}^{l_1}; \text{new}_{l_2}^{l_2}; \sigma_{L,\text{qbit}}; \text{meas}_{l_1}^{l_1}; \text{meas}_{l_2}^{l_2} \end{aligned}$$

where CSWAP is the controlled-swap gate (also called the *Fredkin gate*) given by

$$\text{CSWAP} |ijk\rangle = \begin{cases} |jik\rangle, & \text{if } k = 1, \\ |ijk\rangle, & \text{if } k = 0. \end{cases}$$

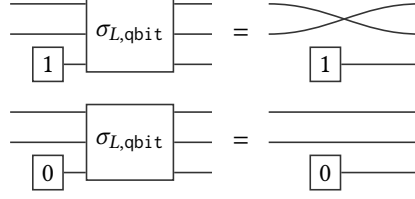
We note that we can construct CSWAP using the Toffoli gate, and the Toffoli gate is definable in Clifford+T [40]. To illustrate the constructions of the plain circuits, we adopt a graphical presentation of quantum circuits in an informal way. We illustrate the circuit $\sigma_{L,\mathbb{B}}$ as follows:



Here, wires on the left (right) hand side receive inputs (return outputs). It is not difficult to check that when $\mathbb{B} = \text{qbit}$,

$$\begin{aligned} \llbracket \Gamma \triangleright \text{one}_{l_3}; \sigma_{L,\text{qbit}} \triangleright \Delta \rrbracket &= \llbracket \Gamma \triangleright \text{one}_{l_3}; \text{SWAP}_{l_1,l_2}^{l_1,l_2} \triangleright \Delta \rrbracket, \\ \llbracket \Gamma \triangleright \text{zero}_{l_3}; \sigma_{L,\text{qbit}} \triangleright \Delta \rrbracket &= \llbracket \Gamma \triangleright \text{zero}_{l_3} \triangleright \Delta \rrbracket \end{aligned}$$

where $\Gamma = \Delta \setminus \{l_3 : \text{bit}\}$ and SWAP is given by $\text{SWAP} |ij\rangle = |ji\rangle$. These equations mean that $\sigma_{L,\text{qbit}}$ and $\sigma_{L,\text{bit}}$ conditionally swap its inputs as illustrated as follows:



We generalize the conditional swap σ_Γ to conditional swaps for environments. For environments Γ_1 and Γ_2 , we construct a circuit

$$\Gamma_1, \Gamma_2, l : \text{bit} \triangleright \tau_{\Gamma_1, \Gamma_2, l : \text{bit}} \triangleright \Gamma_1, \Gamma_2, l : \text{bit}$$

by sequentially composing the circuits $\sigma_{L, \mathbb{B}}$. To be concrete, we define $\tau_{\Gamma_1, \Gamma_2, l : \text{bit}}$ by induction on the size of Γ_i . When Γ_1 and Γ_2 are empty, we define $\tau_{\Gamma_1, \Gamma_2, l : \text{bit}}$ to be the identity gate on $l : \text{bit}$. When Γ_i is a disjoint union $\{l_i : \mathbb{B}\} \cup \Theta_i$, we define $\tau_{\Gamma_1, \Gamma_2, l : \text{bit}}$ to be the sequential composition of:

- $\sigma_{(l_i, l_2, l), \mathbb{B}}$ acting on the control bit (the last bit) and $\{l_1 : \mathbb{B}\}$ in Γ_1 and $\{l_2 : \mathbb{B}\}$ in the second Γ_2 ; and
- $\tau_{\Theta_1, \Theta_2, l : \text{bit}}$ acting on the control bit and the remaining part Θ_1 and Θ_2 .

The behavior of the circuit $\tau_{\Gamma_1, \Gamma_2, l : \text{bit}}$ is similar to that of $\sigma_{L, l : \text{bit}}$. If the control bit is 1, then $\tau_{\Gamma_1, \Gamma_2, l : \text{bit}}$ swaps (q)bits in Γ_1 and (q)bits in Γ_2 ; and if the control bit is 0, then $\tau_{\Gamma_1, \Gamma_2, l : \text{bit}}$ does nothing. Let us start the inductive proof of the claim. We give the proof only for the non-trivial case

$$\Gamma, l : \text{bit} \triangleright \text{if } l \text{ then } D \text{ else } E \triangleright \Delta$$

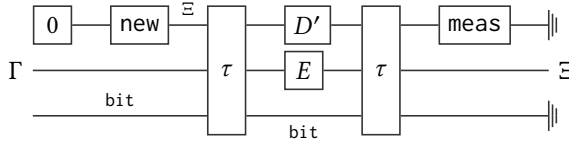
with $\Gamma \triangleright D \triangleright \Delta$ and $\Gamma \triangleright E \triangleright \Delta$. For simplicity, we suppose that Γ and Δ are of the following forms:

$$\Gamma = \Delta = \{l_1 : \text{qbit}\}.$$

Under this assumption, we define a circuit $\Gamma, l : \text{bit} \triangleright F \triangleright \Delta$ to be

$$0_{l_2}; \text{new}_{l_2}^{l_2}; \tau_{\Gamma, \Xi, l : \text{bit}}; D'; E; \tau_{\Gamma, \Xi, l : \text{bit}}; \text{discard}^{l_1}; \text{meas}_{l_2}^{l_2}; \text{discard}^{l_2}$$

where $\Xi = \{l_2 : \text{qbit}\}$ and $\Xi \triangleright D' \triangleright \Xi$ is a quantum gate obtained by renaming l_1 in D by l_2 . The structure of this circuit can be illustrated as follows:



The gate $\text{—}||$ indicates a discarded bit. Observe that, if we feed the bit 1 to $l : \text{bit}$, then the circuit above will compute D and “kill” E , that is, feed it with $|0\rangle$ and measure and discard its result; conversely, if we feed the bit 0 to $l : \text{bit}$, then the circuit above will similarly compute E and “kill” D . In fact, we have $\llbracket \text{if } C \text{ then } D \text{ else } E \rrbracket = \llbracket F \rrbracket$. If we obtain a circuit Y by applying this if-then-else elimination to a circuit X , then it is easy to see that the size of Y is proportional to the sum of the size of X . \square

D Bisimulation between the QCSIAM and the QMSIAM

In this section we establish a bisimulation between the machines QMSIAM and QCSIAM. More precisely, we will establish a bisimulation relating a single execution of QCSIAM, producing a quantum circuit, with a family of probabilistic executions of QMSIAM performed in parallel, giving rise to a distribution of quantum states.

This section is organized as follows: in Subsection D.1 we first discuss some properties of (extended) circuits and their semantics; then, in Subsection D.2 we provide a formal definition of the QMSIAM (by adapting the machine from [12] to our setting); in Subsection D.3 we introduce a notion of parallel execution for the QMSIAM; in Subsection D.4 we define and prove the bisimulation between parallel executions of the QMSIAM and executions of the QCSIAM; finally, in Subsection D.5 we deduce the termination and confluence of the QCSIAM.

D.1 Slicing (Extended) Circuits

D.1.1 Basic Circuits. Given a circuit C , we will suppose given an indexing $\alpha_1, \dots, \alpha_n \in \mathbb{N}$ of all meas-gates occurring in C . The label α of a gate meas_ℓ^α should not be confused with the labels l, l' of the gate's wire. We will use ℓ to refer to either a wire label or a meas gate index.

For any circuit C , let:

- $\mathcal{L}^{\text{ite}}(C)$ the set of labels l such that if l then D_1 else D_2 occurs in C ;
- $\mathcal{L}^{\text{meas}}(C)$ the set of indices α of meas-gates occurring in C ;
- $\mathcal{L}(C) = \mathcal{L}^{\text{ite}}(C) \cup \mathcal{L}^{\text{meas}}(C)$.

We define the following sets of addresses:

Definition D.1. Let C be a circuit. A set $L \subseteq \mathcal{L}(C)$ is called a *path* if one of the following hold:

- $C = c \neq \text{meas}$ and $L = \emptyset$;
- $C = \text{meas}$ has index α and $L = \{\alpha\}$;
- $C = D_1; D_2$ and $L = L_1 \cup L_2$, where L_i is a path in D_i ;
- $C = \text{if } l \text{ then } D_1 \text{ else } D_2$ and either $L = \{l\} \cup L_1$, with L_1 a path in D_1 or $L = \{l\} \cup L_2$, with L_2 a path in D_2 .

An *address* for C is a partial function $s : \mathcal{L}(C) \rightarrow \{0, 1\}$ whose domain $\text{dom}(s) \subseteq \mathcal{L}(C)$ is a path of C , and the following condition holds: for all subterms of C of the form if l then D_1 else D_2 , such that $\text{dom}(s) = \{l\} \cup L_b$, where L_b is a path in D_i , $s(l) = b$.

We let $@C$ indicate the set of addresses of C .

Given a circuit C and an address $s \in @C$, let us define what it means for a gate U occurring in C to *occur at address* s :

- if $C = U$, then U occurs in C at address \emptyset ;
- if $C = C_1; C_2$ and U occurs in C_b at address s , then it occurs in C at address s ;
- if $U = \text{if } l \text{ then } D_1 \text{ else } D_2$, and U occurs in D_b at address $s' \in @D_b$, then U occurs in C at address $s = s' \cup \{(l, b)\}$.

In the following, we will adopt the following notation for projections and injections maps: Given an environment of the form $\Gamma = \text{bit}^l, \Delta$, we define, for $b \in \{0, 1\}$, the maps

$$\pi_b^l : [\text{bit}^l, \Delta] \simeq [\Delta] \times [\Delta] \rightarrow [\Delta] \quad \iota_b^l : [\Delta] \rightarrow [\Delta] \times [\Delta] \simeq [\text{bit}^l, \Delta]$$

In this way, the semantics of if-then-else in circuits can be defined as:

$$[\text{if } l \text{ then } C \text{ else } D] = [C] \circ \pi_0^l + [D] \circ \pi_1^l.$$

For any well-typed circuit $\Gamma \triangleright C \triangleright \Delta$ and address $s \in @C$, we define the CPM $C^{\#s} : [\Gamma] \rightarrow [\Delta]$ by induction as follows:

- if $C = c \neq \text{meas}$, then $C^{\#s} = \llbracket c \rrbracket$;
- if $C = \text{meas}_{l':\text{qbit}}^{l:\text{bit}}$ with index α , then $C^{\#s} = l_{s(\alpha)}^l \circ \pi_{s(\alpha)}^l \circ \llbracket \text{meas} \rrbracket$, that is, $C^{\#s} = \Phi(p)$, where $p : (2) \rightarrow (1, 1)$ is the map given by

$$p \begin{pmatrix} a & b \\ c & d \end{pmatrix} = (1 - s(\alpha))(a, 0) + s(\alpha)(0, d).$$

- if $C = D; E$, then $C^{\#s} = E^{\#(s|_{\mathcal{L}(E)})} \circ D^{\#(s|_{\mathcal{L}(D)})}$;
- if $C = \text{if } l \text{ then } D_1 \text{ else } D_2$, then $C^{\#s} := D_{s(l)}^{\#(s|_{\mathcal{L}(D_{s(\alpha)})})} \circ \pi_{s(l)}^l$.

For readability, but with a slight abuse of notation, in the following we will often write $C^{\#s}$ even when s is a partial function whose *restriction* $s|_{\mathcal{L}(C)}$ to $\mathcal{L}(C)$ yields an address in $@C$.

Given a circuit C and a partial function $s : \mathcal{L}(C) \rightarrow \{0, 1\}$, whenever $s \notin @C$ we set $C^{\#s} = 0$. This allows us to rewrite the definition of $C^{\#s}$, when $C = \text{if } l \text{ then } D, E \text{ else}$ as

$$C^{\#s} = (\text{if } l \text{ then } D \text{ else } E)^{\#s} = (1 - s(l))(D^{\#s} \circ \pi_0^l) + s(l)(E^{\#s} \circ \pi_1^l). \quad (11)$$

Definition D.2 (ite-closed circuit). A well-typed circuit $\Gamma \triangleright C \triangleright \Delta$ is *ite-closed* if any subcircuit of the form $\text{if } l \text{ then } D \text{ else } E$ of C occurs in a composition $F; \text{if } l \text{ then } D \text{ else } E$, for some subcircuit $\Gamma' \triangleright F \triangleright \text{bit}^l, \Delta'$.

LEMMA D.3 (BOOLEAN CHOICE). For any ite-closed circuit $\Gamma \triangleright C \triangleright \text{bit}^l, \Delta$ and $s \in @C$, either $\pi_0^l \circ C^{\#s} = 0$ or $\pi_1^l \circ C^{\#s} = 0$.

PROOF. By induction on C , we only consider the critical cases:

- if $C = \text{meas}^l$ has index α , then, by definition, if $s(\alpha) = 0$, then $\pi_1^l \circ C^{\#s} = 0$ and conversely, if $s(\alpha) = 1$, then $\pi_0^l \circ C^{\#s} = 0$.
- if $C = D; E$, then by induction hypothesis for some $b \in \{0, 1\}$, $\pi_b^l \circ E^{\#s} = 0$, so $\pi_b^l \circ C^{\#s} = \pi_b^l \circ E^{\#s} \circ D^{\#s} = 0$.
- if $C = D; \text{if } l' \text{ then } F_1 \text{ else } F_2$, where F_1, F_2 have an output bit^l , then, by induction hypothesis, for some $b \in \{0, 1\}$, $\pi_b^{l'} \circ D^{\#s} = 0$ and, for some $c_0, c_1 \in \{0, 1\}$, $\pi_{c_0}^l \circ F_0^{\#s} = \pi_{c_1}^l \circ F_1^{\#s} = 0$. Using the linearity of completely positive maps, which implies $\Phi \circ 0 = 0$, we consider two cases:
 - if $s(l') = b$, then $\pi_{c_b}^l \circ C^{\#s} = \pi_{c_b}^l \circ F_b^{\#s} \circ \pi_b^{l'} \circ D^{\#s} = \pi_{c_b}^l \circ F_b^{\#s} \circ 0 = 0$.
 - if $s(l') = 1 - b$, then $\pi_{c_{1-b}}^l \circ C^{\#s} = \pi_{c_{1-b}}^l \circ F_{1-b}^{\#s} \circ \pi_{1-b}^{l'} \circ D^{\#s} = 0 \circ \pi_{1-b}^{l'} \circ D^{\#s} = 0$. \square

PROPOSITION D.4. For any well-typed ite-closed circuit $\Gamma \triangleright C \triangleright \Delta$, $\llbracket C \rrbracket = \sum_{s \in @C} C^{\#s}$.

PROOF. By induction on C . We consider the two critical cases:

- $C = D; E$: observe that $\mathcal{L}(C) = \mathcal{L}(D) + \mathcal{L}(E)$, so any $s \in @C$ is uniquely of the form $s_D + s_E$, with $s_D \in @D$ and $s_E \in @E$. We then have

$$\begin{aligned} \llbracket C \rrbracket &= \llbracket E \rrbracket \circ \llbracket D \rrbracket \\ &\stackrel{[\text{IH}]}{=} \left(\sum_{s \in @E} E^{\#s} \right) \circ \left(\sum_{s \in @D} D^{\#s} \right) \\ &= \sum_{s_D \in @D, s_E \in @E} E^{\#s_E} \circ D^{\#s_D} \\ &= \sum_{s \in @C} E^{\#s|_{\mathcal{L}(E)}} \circ D^{\#s|_{\mathcal{L}(D)}} = \sum_{s \in @C} (D; E)^{\#s} = \sum_{s \in @C} C^{\#s}. \end{aligned}$$

- $C = D$; if l then F_1 else F_2 ; by Lemma D.3 for any $s \in @D$ (and a fortiori for any $s \in @C$) there exists $b_s \in \{0, 1\}$ such that $\pi_{1-b_s}^l \circ D^{\#s} = 0$. We can then compute:

$$\begin{aligned}
\llbracket C \rrbracket &= (\llbracket E \rrbracket \circ \pi_0^l + \llbracket F \rrbracket \circ \pi_1^l) \circ \llbracket D \rrbracket = \llbracket E \rrbracket \circ \pi_0^l \circ \llbracket D \rrbracket + \llbracket F \rrbracket \circ \pi_1^l \circ \llbracket D \rrbracket \\
&\stackrel{[\text{IH}]}{=} \left(\sum_{s_1 \in @F_1, s_D \in @D} F_1^{\#s_1} \circ \pi_0^l \circ D^{\#s_D} \right) \\
&\quad + \left(\sum_{s_2 \in @F_1, s_D \in @D} F_2^{\#s_2} \circ \pi_1^l \circ D^{\#s_D} \right) \\
&\stackrel{(\star)}{=} \sum_{s \in @C} F_{b_s}^{\#s} \circ \pi_{b_s}^l \circ D^{\#s} \\
&\stackrel{(\star\star)}{=} \sum_{s \in @C} F_{s(l)}^{\#s} \circ \pi_{s(l)}^l \circ D^{\#s} \\
&= \sum_{s \in @C} C^{\#s}.
\end{aligned}$$

Where:

- the equality $A \stackrel{(\star)}{=} B$ holds because all terms $F_{1-b_s}^{\#s} \circ \pi_{1-b_s}^l \circ D^{\#s}$ are equal to 0, since $\pi_{1-b_s}^l \circ D^{\#s} = 0$;
- the equality $A \stackrel{(\star\star)}{=} B$ is justified as follows: for all $s \in @C$, if $s(l) \neq b_s$, then $F_{s(l)}^{\#s} \circ \pi_{s(l)}^l \circ D^{\#s} = 0$ so the sum B coincides with $\sum_{s \in @C, s(l)=b_s} F_{s(l)}^{\#s} \circ \pi_{s(l)}^l \circ D^{\#s}$, which is in fact the same as A . \square

D.1.2 Extended Circuits. We consider now slicing of extended circuits. For simplicity, we restrict here our attention to extended circuits *without* if-then-else constructs of the form $\text{if } l \text{ then } F_1 \text{ else } F_2$, but only containing if-then-else constructs of the form $C \xrightarrow{l} (D, E)$. We will consider the more general case in Subsection E.1.

Let E be such an extended circuit; the set of circuits $\text{circ}(E)$ is defined by induction as

$$\begin{aligned}
\text{circ}(C) &= \{C\}, \\
\text{circ}(C \xrightarrow{l} (D, E)) &= \{C\} \cup \text{circ}(D) \cup \text{circ}(E).
\end{aligned}$$

As in the previous subsection, we suppose given an indexing $\alpha_1, \dots, \alpha_n$ of all meas gates occurring in the circuits in $\text{circ}(E)$, with distinct gates always corresponding to distinct indices.

We define the following sets:

- $\mathcal{L}^{\text{ite}^*}(E)$ is the set of labels in the guard of some if-then-else of the form $C \xrightarrow{l} (D, E)$.
- $\mathcal{L}^{\text{meas}}(E)$ is the set of indices of meas-gates in the circuits in $\text{circ}(E)$;
- $\mathcal{L}(E) = \mathcal{L}^{\text{ite}^*}(E) \cup \mathcal{L}^{\text{meas}}(E)$.

Notice that, since we no more consider if-then-elses of the form $\text{if } l \text{ then } F \text{ else } G$, an address $s \in @C$ for a (basic) circuit is now simply a *total* function $s : \mathcal{L}^{\text{meas}}(C) \rightarrow \{0, 1\}$.

We define addresses for extended circuits:

Definition D.5. Let E be an extended circuit. We define an *address* for E as a finite set of pairs $\{(l_0, b_0), \dots, (l_n, b_n)\}$ such that the sequence $[(l_0, b_0), \dots, (l_n, b_n)]$ indicates a path from the root of E to one of its leaves. We let $@E \subseteq (\mathcal{L}^{\text{ite}^*}(E) \rightarrow \{0, 1\})$ indicate the set of addresses of E . We indicate addresses as \mathcal{G}, \mathcal{H} .

Definition D.6. Given a well-typed circuit $\Gamma \triangleright C \triangleright \text{bit}^l, \Delta$, let $\Gamma \triangleright \text{discard}^l(C) \triangleright \Delta$ be the circuit obtained by discarding the bit of label l . For all extended circuit E and address $\mathcal{G} \in @E$ we define the circuits $E@ \mathcal{G}$ and $E|_{\mathcal{G}}$ by induction as follows:

- if $E = C$, then $E@ \mathcal{G} = E|_{\mathcal{G}} = E$;
- if $E = C \xrightarrow{l} (E_1, E_2)$ and $\mathcal{G}(l) = b$, then $E@ \mathcal{G} = E_b@ \mathcal{G}$ and $E|_{\mathcal{G}} = \text{discard}^l(C); E_b|_{\mathcal{G}}$.

A gate c is said to *occur at address* \mathcal{G} if c occurs in the circuit $E|_{\mathcal{G}}$.

We introduce now *super-addresses*, which are partial functions taking into account *both* if-then-elses of the form $C \xrightarrow{l} (D, E)$ and meas-gates:

Definition D.7. A partial function $s : \mathcal{L}(E) \rightarrow \{0, 1\}$ is called a *super-address of* E if the following hold:

- (1) its restriction to $\mathcal{L}^{\text{ite}^*}(E)$, that we indicate as \mathcal{G}_s , is an address;
- (2) for any $\alpha \in \mathcal{L}^{\text{meas}}(E)$, $s(\alpha)$ is defined iff the corresponding meas-gate occurs in E at address \mathcal{G}_s .

We let $@^s E$ indicate the set of super-addresses of E .

Example D.8. Let E be

$$E = C_0 \xrightarrow{l_0} \left(C_{10} \xrightarrow{l_1} (C_{11}, C_{12}), C_{20} \xrightarrow{l_2} (C_{21}, C_{22}) \right).$$

The addresses of E are the partial functions of either of the form $\mathcal{G} = \{(l_0, 0), (l_1, b)\}$ or $\mathcal{G} = \{(l_0, 1), (l_2, b)\}$, for some $b \in \{0, 1\}$. Moreover, suppose C_{11} contains a gate meas of index α and C_{20} contains a gate meas of index β ; then $s = \{(l_0, 0), (l_1, 1), (\alpha, 0)\}$ and $t = \{(l_0, 1), (l_2, 0), (\beta, 0)\}$ are super-addresses, while $s = \{(l_0, 0), (l_1, 1)\}$ and $t = \{(l_0, 1), (l_2, 0), (\alpha, 0), (\beta, 1)\}$ are not super-addresses.

Remark D.9. The notion of super-address for extended circuits is different from the corresponding notion of address for a basic circuit with if-then-else: this is due to the fact that, while the extended circuits truly are, wrt the $\xrightarrow{l} (D, E)$, binary branching trees whose nodes are labelled with circuits, basic circuits, wrt to the if l then D else E , may have a more complex structure (e.g. a circuit may be of the form $C = C_1; C_2$ so that the if-then-elses inside C_1 are, so to say, incomparable with those inside C_2).

LEMMA D.10. For any extended circuit E , $@^s E = @\tau(E)$

PROOF. The fundamental observation is that the circuits of the form $\tau(E)$ belong to the following circuit sub-grammar:

$$B := C \mid (\text{if } l \text{ then } B \text{ else } B); C$$

where C indicates an arbitrary if-then-else-free circuit. Call such circuits B *restricted*. All restricted circuits are ite-closed. Moreover, they correspond to binary trees whose nodes are labelled by if-then-else-free circuits. One can easily check by induction that an address for a restricted circuit is the same as a super-address for the corresponding extended circuit. \square

We will often use of the following useful construction on super-addresses:

Definition D.11 (super-address extension). For all extended circuit E , set $S \subseteq \mathcal{L}(E) \rightarrow \{0, 1\}$, address $\mathcal{G} \in @E$ and label $\ell \notin \mathcal{L}(E)$, let

$$\text{Ext}(E, S, \mathcal{G}, \ell) := \{s \cup \{(\ell, b)\} \mid s \in S, \mathcal{G}_s = \mathcal{G}, b \in \{0, 1\}\} \cup \{s \in S \mid \mathcal{G}_s \neq \mathcal{G}\}.$$

The following fact, easily checked, shows a first use of the construction above:

LEMMA D.12. For all extended circuits E, F and address $\mathcal{G} \in @E$, let F be obtained from E by replacing the circuit $C := E@_{\mathcal{G}}$ by $C \xrightarrow{l} (\text{id}, \text{id})$. Then $@^s F = \text{Ext}(E, @^s E, \mathcal{G}, l)$.

For any well-typed extended circuit $\Gamma \triangleright E \triangleright I$ and super-address $s \in @^s E$ such that $\Gamma \triangleright E@_{\mathcal{G}_s} \triangleright \Delta$, we define the CPM $E^{\#s} : [\Gamma] \rightarrow [\Delta]$ by induction as follows:

- if $E = C$, then $E^{\#s} = C^{\#s}$;
- if $E = C \xrightarrow{l} (F_0, F_1)$, then $E^{\#s} = F_{s(l)}^{\#s} \circ \pi_{s(l)}^l \circ C^{\#s}$.

Given an extended circuit E , for all partial function $s : \mathcal{L}(E) \rightarrow \{0, 1\}$, not in $@^s E$ we set $E^{\#s} = 0$. This allows us to rewrite the definition of $E^{\#s}$, when $E = C \xrightarrow{l} (F, G)$, as

$$E^{\#s} = \left(C \xrightarrow{l} (F, G) \right)^{\#s} = (1 - s(l)) \left(F^{\#s} \circ \pi_0^l \circ C^{\#s} \right) + s(l) \left(G^{\#s} \circ \pi_1^l \circ C^{\#s} \right).$$

LEMMA D.13. For any uniform extended circuit E and super-address $s \in @^s E$, $E^{\#s} = \tau(E)^{\#s}$. Moreover, $E^{\#s}$ is of the form

$$E^{\#s} = C_0^{\#s} \circ (\pi_{s(l_1)}^{l_1} \circ C_1^{\#s}) \circ \dots \circ (\pi_{s(l_n)}^{l_n} \circ C_n^{\#s}), \quad (\dagger)$$

where l_1, \dots, l_n indicates the list (in reversed chronological order) of labels encountered in exploring the tree of E from root to leaves, and C_0, \dots, C_n are the circuits (in reversed chronological order) encountered.

PROOF. By induction on E :

- if $E = C$, then $E = \tau(E)$, so it is clear that $E^{\#s} = \tau(E)^{\#s}$. Equation (\dagger) also trivially holds with $n = 0$ and $C_0 := C$.
- if $E = C \xrightarrow{l} (F, G)$, then $\tau(E) = C$; if l then $\tau(F)$ else $\tau(G)$; if $s(l) = 0$, then

$$\begin{aligned} E^{\#s} &= (1 - s(l)) (F^{\#s} \circ \pi_0^l \circ C^{\#s}) + s(l) (G^{\#s} \circ \pi_1^l \circ C^{\#s}) \\ &\stackrel{[\text{IH}]}{=} (1 - s(l)) (\tau(F)^{\#s} \circ \pi_0^l \circ C^{\#s}) + s(l) (\tau(G)^{\#s} \circ \pi_1^l \circ C^{\#s}) \\ &= \left((1 - s(l)) (\tau(F)^{\#s} \circ \pi_0^l) + s(l) (\tau(G)^{\#s} \circ \pi_1^l) \right) \circ C^{\#s} = (\tau(E))^{\#s}. \end{aligned}$$

Moreover, by induction hypothesis, equation (\dagger) holds for F and G , and we can conclude that the equation holds for E as well since $E^{\#s}$ is of either of the forms $F^{\#s} \circ (\pi_0^l \circ C^{\#s})$ and $G^{\#s} \circ (\pi_1^l \circ C^{\#s})$. \square

PROPOSITION D.14. For any uniform extended circuit E , $\llbracket E \rrbracket = \llbracket \tau(E) \rrbracket = \sum_{s \in @^s E} E^{\#s}$.

PROOF. By Lemma D.10 we have that $@\tau(E) = @^s E$. Using Proposition D.4, Lemma D.13 and the definition of $\llbracket E \rrbracket$ we have that $\llbracket E \rrbracket = \llbracket \tau(E) \rrbracket = \sum_{s \in @^s E} \tau(E)^{\#s} = \sum_{s \in @^s E} E^{\#s}$. \square

In the following we need the following auxiliary lemmas.

Given r qubits, a set $I \subset \{1, \dots, r\}$, and a gate c over r qubits, we indicate as c^I the gate that applies c to the qubits indexed by I and is the identity on all other qubits.

LEMMA D.15. For all extended circuits E , $s \in @^s E$ and gate c , let E' be obtained from E by replacing the circuit $E@_{\mathcal{G}_s}$ by $E@_{\mathcal{G}_s}; c$. Then

- if c is unitary or $c = \text{new}$, then $(E')^{\#s} = \llbracket c^I \rrbracket \circ E^{\#s}$;
- if $c = \text{meas}$ of index α , then $@^s E' = \text{Ext}(E, @^s E, \mathcal{G}_s, \alpha)$ and $(E')^{\#(s \cup \{(\alpha, b)\})} = \iota_b \circ \pi_b \circ \llbracket c^I \rrbracket \circ E^{\#s}$.

PROOF. By (\dagger) we can write $E^{\#s}$ as $(E@G_s)^{\#s} \circ \phi$ and $(E')^{\#s}$ as $(E@G_s; c)^{\#s} \circ \phi$. We then have for $c \neq \text{meas}$,

$$(E')^{\#s} = (E@G_s; c^I)^{\#s} \circ \phi = \llbracket c^I \rrbracket^{\#s} \circ (E@G_s)^{\#s} \circ \phi = \llbracket c^I \rrbracket \circ E^{\#s}.$$

and, for $c = \text{meas}$ and $s' = s \cup \{(\alpha, b)\}$,

$$(E')^{\#s'} = (E@G_s; \text{meas}^I)^{\#s'} \circ \phi = \llbracket \text{meas}^I \rrbracket^{\#s'} \circ (E@G_s)^{\#s} \circ \phi = \iota_b^I \circ \pi_b^I \circ \llbracket \text{meas}^I \rrbracket \circ E^{\#s}.$$

□

LEMMA D.16. Let E be a well-typed extended circuit, let $s \in @^s E$ and let $\Gamma' \triangleright C \triangleright \text{bit}^l, \Delta'$ be $E@G_s$. Let E' be E with C replaced by $C \xrightarrow{l} (\text{id}, \text{id})$. Then $@^s E' = \text{Ext}(E, @^s E, G_s, l)$ and for all $b \in \{0, 1\}$, $(E')^{\#(s \cup (l, b))} = \pi_b^l \circ E^{\#s}$.

PROOF. Using (\dagger) , we have

$$\begin{aligned} \pi_b^l \circ E^{\#s} &= \pi_b^l \circ (C^{\#s} \circ \phi) \\ &= (1-b) \left(\pi_0^l \circ C^{\#s} \circ \phi \right) + b \left(\pi_1^l \circ C^{\#s} \circ \phi \right) \\ &= (1-b) \left(\text{id} \circ (\pi_0^l \circ C^{\#s} \circ \phi) \right) + b \left(\text{id} \circ (\pi_1^l \circ C^{\#s} \circ \phi) \right) \\ &= (E')^{\#(s \cup (l, b))}. \end{aligned}$$

□

D.2 The Machine QMSIAM

We now provide a more formal definition of the machine QMSIAM. Our definition follows the essence of [12], but is adapted to our setting.

D.2.1 Quantum+Classical Registers. Let us first define the kind of registers used by the machine.

Definition D.17 (quantum+classical register). A quantum+classical environment is a list $L = [l_1 : \mathbb{B}_1, \dots, l_n : \mathbb{B}_n]$ of assignments relating labels l_1, \dots, l_n with either qbit or bit; for such L , let L_{qbit} and L_{bit} indicate the lists obtained from L by selecting, respectively, the labels of type qbit and those of type bit.

A quantum+classical register is a triple $m = [L, Q, v]$, where:

- L is a quantum+classical assignment;
- $Q \in \mathbb{C}^{2^{|L_{\text{qbit}}|}}$ is a quantum state over $|L_{\text{qbit}}|$ qubits;
- $v \in \{0, 1\}^{|L_{\text{bit}}|}$ is a list of $|L_{\text{bit}}|$ Boolean values.

Let us define the *mixed state* associated with a quantum+classical register:

Definition D.18. Define $\text{mix}(0) = (1, 0) \in \mathbb{C} \times \mathbb{C}$ and $\text{mix}(1) = (0, 1) \in \mathbb{C} \times \mathbb{C}$. For any natural numbers m, n , vector $Q \in \mathbb{C}^m$ and Boolean vector $v \in \{0, 1\}^n$, let

- $\text{mix}(Q) = Q \cdot Q^\dagger \in V_m = \mathbb{C}^{m \times m}$, where \cdot indicates the outer product;
- $\text{mix}(v) = \iota_v(1) \in \otimes_{i=1}^n V_{(1,1)} = V_{(1, \dots, 1)} = \prod_{i=1}^{2^n} \mathbb{C}$, where $\iota_v : \mathbb{C} \rightarrow \prod_{i=1}^{2^n} \mathbb{C}$ is the linear map $\iota_v(x) = (0, \dots, 0, x, 0, \dots, 0)$ placing x at the position corresponding to the “address” v ;

For any environment $\Delta = \{l_1 : \mathbb{B}_1, \dots, l_n : \mathbb{B}_n\}$, with $l_1 < \dots < l_n$, we have $\llbracket \Delta \rrbracket := \llbracket \mathbb{B}_1 \rrbracket \otimes \dots \otimes \llbracket \mathbb{B}_n \rrbracket$. Given a quantum+classical register $L = [l_1 : \mathbb{B}_1, \dots, l_n : \mathbb{B}_n]$, define $\llbracket L \rrbracket := \llbracket \llbracket L \rrbracket \rrbracket$. However, recall that l_1, \dots, l_n need not be in $<$ -order, so in fact $\llbracket L \rrbracket = \llbracket B_{\sigma(1)} \rrbracket \otimes \dots \otimes \llbracket B_{\sigma(n)} \rrbracket$ for some uniquely defined permutation $\sigma \in \mathfrak{S}_n$. Call then φ_L the (uniquely defined) isomorphism

$$\varphi_L : \llbracket L_{\text{qbit}} \rrbracket \otimes \llbracket L_{\text{bit}} \rrbracket \longrightarrow \llbracket \mathbb{B}_{\sigma(1)} \rrbracket \otimes \dots \otimes \llbracket \mathbb{B}_{\sigma(n)} \rrbracket = \llbracket L \rrbracket.$$

For any quantum+classical memory $m = [L, Q, v]$, we finally define

$$\text{mix}(m) := \varphi_L(\text{mix}(Q) \otimes \text{mix}(v)) \in \llbracket L \rrbracket.$$

The intuition for the definition of $\text{mix}(m) \in \llbracket L \rrbracket$ is that the qubits and bits in Q and v are rearranged to be ordered following the linear ordering of the corresponding labels. We now consider the case of *pseudo-distributions* of quantum+classical registers:

Definition D.19. Let $\theta = \{m_1^{\theta_1}, \dots, m_n^{\theta_n}\}$ be a pseudo-distribution of quantum registers, where $m_n = [L_n, Q_n, v_n]$. θ is said *uniform* where for all $i, j = 1, \dots, n$, $L_i = L_j$. For a uniform such θ , we define

$$\text{mix}(\theta) := \sum_{i=1}^n \theta_i \cdot \text{mix}(m_i) \in \llbracket L_1 \rrbracket.$$

Example D.20. Consider the quantum states $Q_0, Q_1 \in \mathbb{C}^2$ and the Boolean values $v_0 = 0$ and $v_1 = 1$. Let $L = [l_1 : \text{qbit}, l_2 : \text{bit}]$ (notice that φ_L is the identity). Let θ be the uniform pseudo-distribution $\{[L, Q_0, v_0]^p, [L, Q_1, v_1]^{1-p}\}$. We have then

$$\text{mix}(\theta) = \left(pQ_0Q_0^\dagger, (1-p)Q_1Q_1^\dagger \right) \in V_{2 \otimes (1,1)} = \mathbb{C}^{2 \times 2} \times \mathbb{C}^{2 \times 2} = \llbracket L \rrbracket.$$

The following lemma explains how the application of unitary gates to a distribution of quantum states relates to the corresponding mixed states.

LEMMA D.21. For any unitary gate $U : \text{qbit}^n \rightarrow \text{qbit}^n$ and pseudo-distribution of quantum states $\theta = \{Q_1^{\theta_1}, \dots, Q_k^{\theta_k}\}$, where $Q \in \mathbb{C}^{2^n \times 2^n}$, $\llbracket U \rrbracket(\text{mix}(\theta)) = \text{mix}(\theta_U)$, where $\theta_U = \theta_U \{(UQ_1)^{\theta_1}, \dots, (UQ_k)^{\theta_k}\}$.

PROOF. We have $\llbracket U \rrbracket(\text{mix}(\theta)) = \llbracket U \rrbracket(\sum_i \theta_i Q_i Q_i^\dagger) = \sum_i \theta_i (UQ_i)(UQ_i)^\dagger = \text{mix}(\theta_U)$. \square

D.2.2 Definition of the Machine. We will now provide a sketch of the definition of the QMSIAM.

Let us recall that a configuration of the QMSIAM is a triple $C = (\pi, \mathcal{M}, m)$, where all tokens in \mathcal{M} have the same address \mathcal{G}_C (called the address of C), and $m = [L, Q, c]$ is a quantum+classical register satisfying $|L| = \text{ENV}(\mathcal{M})$. In other words, the labels assigned in L coincide with the positions of the tokens in \mathcal{M} .

Given a derivation π ,

- an *initial configuration* for π has the form $(\pi, \text{TKN}(\text{NDATA}_\pi \cup \text{NONES}_\pi \cup \text{ONES}_\pi^\downarrow), m)$, where $m = [L, Q, c]$ is any quantum+classical register such that $|L| = \text{ENV}(\mathcal{M})$;
- a *final configuration* for π has the form (π, \mathcal{M}, m) , where $\text{PSN}(\mathcal{M}) = \text{TKN}(\text{PDATA}_\pi \cup \text{PONES}_\pi \cup \text{ONES}_\pi^\downarrow \cup \text{GUARD}\pi)$ and $m = [L, Q, c]$ is any quantum+classical register such that $|L| = \text{ENV}(\mathcal{M})$.

Observe that the positions of the tokens in the initial and final configurations are as for the QCSIAM. However, while in the final configuration the QCSIAM may contain *multiple* tokens over any final position (each with a different address), the QMSIAM may only contain *one* such token, since all tokens have the same address.

The reduction of the QMSIAM is, as in λ^Q , probabilistic, and is thus described by a monadic reduction relation $C \rightarrow_{\text{tkm}} \{C_1^{\mu_1}, \dots, C_n^{\mu_n}\}$, that we describe below.

The *structural rules* are defined similarly to the QCSIAM: more precisely, for each structural rule

$$(\{\mathbf{a} : A\} \cup \mathcal{M}, E) \rightarrow_{\text{tkm}} (\{\mathbf{b} : B\} \cup \mathcal{M}, E[l_a \mapsto l_b])$$

of the QCSIAM, there is a corresponding (monadic) structural rule

$$(\{\mathbf{a} : A\} \cup \mathcal{M}, m) \rightarrow_{\text{tkm}} \{(\{\mathbf{b} : B\} \cup \mathcal{M}, m[l_a \mapsto l_b])^1\}$$

of the QMSIAM. This also holds for the guard rules.

The *circuit rules* of the QMSIAM are defined as follows:

- for all $U \neq \text{new, meas}$, we have a transition

$$(\pi, \{\mathbf{a}_1 : \mathbb{B}_1, \dots, \mathbf{a}_n : \mathbb{B}_n\} \cup \mathcal{M}, [L, Q, c]) \rightarrow_{\text{tkm}} \left\{ \left(\pi, \{\mathbf{a}_{n+1} : \mathbb{B}_{n+1}, \dots, \mathbf{a}_{2n} : \mathbb{B}_{2n}\} \cup \mathcal{M}, [L[l_{a_i} \mapsto l_{a_{n+i}}], U^I Q, c] \right)^1 \right\},$$

where $U^I Q$ indicates the application of the gate U to Q following the labels $I = \{l_{a_1}, \dots, l_{a_n}\}$.

- When $U = \text{new}$, the transition is

$$(\pi, \{\mathbf{a} : \mathbb{B}\} \cup \mathcal{M}, [L, Q, c]) \rightarrow_{\text{tkm}} \left\{ (\pi, \{\mathbf{b} : \mathbb{B}'\} \cup \mathcal{M}, [L[l_a : \text{bit} \mapsto l_b : \text{qbit}], Q \otimes |b\rangle, c - \{(l, b)\}])^1 \right\}.$$

- When $U = \text{meas}$, the operation $U^I Q$ is replaced by an actual *measurement* of the qubit at l_{a_1} , and the transition occurs with the probability associated $|\alpha_b|^2$ with the measured output:

$$\begin{aligned} &(\pi, \{\mathbf{a} : \mathbb{B}\} \cup \mathcal{M}, [L, Q, c]) \\ &\rightarrow_{\text{tkm}} \left\{ (\pi, \{\mathbf{b} : \mathbb{B}'\} \cup \mathcal{M}, [L[l_a : \text{qbit} \mapsto l_b : \text{bit}], Q_0, c \cup \{(l, 0)\}])^{|\alpha_0|^2}, \right. \\ &\quad \left. (\pi, \{\mathbf{b} : \mathbb{B}'\} \cup \mathcal{M}, [L[l_a : \text{qbit} \mapsto l_b : \text{bit}], Q_1, c \cup \{(l, 1)\}])^{|\alpha_1|^2} \right\}, \end{aligned}$$

where $Q = \alpha_0(Q_0 \otimes |0\rangle) + \alpha_1(Q_1 \otimes |1\rangle)$.

The asynchronous rules are defined as follows:

- there is a transition

$$(\pi, \{(\sigma : \text{bit}, \mathcal{G})\} \cup \mathcal{M}, m) \rightarrow_{\text{tkm}} \left\{ (\pi, \{(\sigma : \text{bit}, \mathcal{G}_b)\} \cup \mathcal{G}_b(\mathcal{M}), m^*)^1 \right\},$$

provided that the label $l = \text{lab}(\text{bit})$ does not occur in \mathcal{G} , and where:

- m^* is obtained from m by removing the value (l, b) contained in the classical register;
- \mathcal{G}_b is $\mathcal{G}_b \cup \{(l, b)\}$.
- For each conditional transition

$$(\{(\text{bit}, \mathcal{G})\} \cup \{\mathbf{a} : A\} \cup \mathcal{M}, E) \rightarrow_{\text{tkm}} (\{(\text{bit}, \mathcal{G})\} \cup \{\mathbf{b} : B\} \cup \mathcal{M}, E[l_a \mapsto l_b]_{\mathcal{G}}), \text{ provided } (l \rightarrow b) \in \mathcal{G}$$

of the QCSIAM there is a corresponding transition

$$(\{(\text{bit}, \mathcal{G})\} \cup \{\mathbf{a} : A\} \cup \mathcal{M}, m) \rightarrow_{\text{tkm}} (\{(\text{bit}, \mathcal{G})\} \cup \{\mathbf{b} : B\} \cup \mathcal{M}, m[l_a \mapsto l_b]_{\mathcal{G}})^1, \text{ provided } (l \rightarrow b) \in \mathcal{G}$$

of the QMSIAM.

The following result, which expresses the soundness of the QMSIAM with respect to the evaluation of quantum closures, can be proved along the lines of Theorem 29 in [12].

PROPOSITION D.22. *For any Boolean type derivation $\pi : \Gamma \vdash M : A$ and quantum+classical register $m = [L, Q, c]$, $\text{eval}_{\text{QMSIAM}}[Q, L_{\text{qbit}}, M] = \text{eval}_{\lambda}[Q, L, M]$.*

D.3 Coherent Configurations of the QMSIAM

We now introduce a *parallel* probabilistic reduction for the QMSIAM: a state for this reduction will be given by a pseudo-distribution of configurations of the QMSIAM which, intuitively, correspond to the outcomes of different ways in which the machine execution could have gone.

Definition D.23. A QMSIAM configuration $C = (\pi, \mathcal{M}, m)$ is called *well-sliced* when for all $(l, \sigma, \mathcal{G}), (l', \sigma', \mathcal{G}') \in \mathcal{M}$, one has $\mathcal{G} = \mathcal{G}'$. For a well-sliced configuration C with shared set of addresses \mathcal{G} , we let $@C := \mathcal{G}$.

LEMMA D.24. *Any reachable configuration C of the QMSIAM is well-sliced, and the set $@C$ contains all choices made when traversing an if-then-else.*

PROOF. This follows from the observation that the unique rule which modifies the addresses G in the tokens is the guard rule, and this rule applies uniformly to *all* the tokens in the current configuration. \square

We need the following notion:

Definition D.25 (coherent pseudo-distribution). For all extended circuits E , a E -indexed coherent pseudo-distribution is a pseudo-distribution $\mu = \{C_s^{\mu_s}\}_{s \in @^s E}$ (where $C_s = (\pi, \mathcal{M}_s, m_s)$) of well-sliced configurations of the QMSIAM such that for all $s, t \in @^s E$:

- (1) $@C_s = \mathcal{G}_s$;
- (2) if $\mathcal{G}_s = \mathcal{G}_t$, then $\mathcal{M}_s = \mathcal{M}_t$.

In a coherent pseudo-distribution of configurations, two configurations over equivalent slices must have the same tokens, but may have different quantum+classical registers. Intuitively, two configurations over non-equivalent super-addresses correspond to two runs of the QMSIAM which differ in the choices made when entering some if-then-else rule (in which case the runs cannot have the tokens in the same positions), while two configurations over equivalent super-addresses correspond to runs of the QMSIAM which do not (yet) differ in the choices made when entering some if-then-else rule, but which differ in the output produced by some meas-gate (but whose tokens have nonetheless moved in the same way).

In the following we will relate a single run of the QCSIAM with many parallel runs of the QMSIAM: a single configuration of the former, producing a circuit E , will be related with an E -indexed pseudo-distribution of coherent configurations of the latter; one token move of the former will be related with one or more token moves of the latter. For this, we need to introduce a notion of parallel reduction of pseudo-distributions as we do below.

Definition D.26. A reduction type of the QMSIAM is a tuple $a = (\mathcal{M}_0, \mathcal{M}_1, \dots, \mathcal{M}_n)$ of well-sliced sets of tokens of any of the following kinds:

- *deterministic type*: $n = 1$, and \mathcal{M}_1 is obtained from \mathcal{M}_0 by moving a finite number of tokens according to any of the structural rules of the QMSIAM;
- *choice type*: $n = 2$ and $\mathcal{M}_1 = \mathcal{M}_2$ is obtained from \mathcal{M}_0 by moving one token through a meas-gate;
- *pseudo-deterministic type*: $n = 2$, \mathcal{M}_0 contains a token in the guard of an if-then-else of label l and, \mathcal{M}_1 is obtained by updating the addresses with $(l, 0)$, while \mathcal{M}_2 is obtained by updating the addresses with $(l, 1)$.

Let us first define what it means for the QCSIAM to make a reduction of type a . Given a QCSIAM-configuration (π, \mathcal{M}, E) and an address $\mathcal{G} \in @E$, let $\mathcal{M}|_{\mathcal{G}}$ indicate the set of tokens in \mathcal{M} whose address is \mathcal{G} .

Definition D.27. Let $C = (\pi, \mathcal{M}, E)$, $\mathcal{D} = (\pi, \mathcal{M}', E')$ be two configurations of the QCSIAM, let $\mathcal{G} \in @E$, and $a = (\mathcal{M}_0, \mathcal{M}_1, \dots, \mathcal{M}_n)$, $n = 1, 2$, be a reduction type. We say that there is a *reduction step of type a from C to \mathcal{D} at address \mathcal{G}* , noted $C \xrightarrow{a}_{\mathcal{G}} \mathcal{D}$ if the following hold:

- $\mathcal{M}|_{\mathcal{G}} = \mathcal{M}_0$ and \mathcal{M}' is obtained from \mathcal{M} by replacing the tokens \mathcal{M}_0 with $\bigcup_{i=1}^n \mathcal{M}_i$;
- E' is obtained by updating E following the reduction associated with a .

We now consider the (more delicate) case of parallel probabilistic reduction of type a for the QMSIAM:

Definition D.28 (parallel reduction of the QMSIAM). Let E, F be two extended circuits. Let $\mu = \{C_s^{\mu_s}\}_{s \in @^s E}$, $\nu = \{\mathcal{D}_t^{\nu_t}\}_{t \in @^s F}$ be, respectively, an E -indexed and a F -indexed coherent pseudo-distribution of configurations of the QMSIAM. Let a be a reduction type and $\mathcal{G} \in @E$. We say that there is a *parallel reduction step of type a from μ to ν at address \mathcal{G}* , noted $\mu \rightrightarrows_{\mathcal{G}}^a \nu$, if the following hold:

- F is obtained from E by applying the circuit transformation corresponding to the reduction type a at address \mathcal{G} ;
- for all $s \in @^s E$ such that $\mathcal{G} \neq \mathcal{G}_s$, $s \in @^s F$ and $C_s = \mathcal{D}_s$, $\mu_s = \nu_s$ and, conversely, for all $s \in @^s F$ such that $\mathcal{G} \neq \mathcal{G}_s$, $s \in @^s E$ and $C_s = \mathcal{D}_s$, $\mu_s = \nu_s$ (i.e. the reduction does not move any token outside address \mathcal{G});
- one of the following holds:
 - (1) $a = (\mathcal{M}_0, \mathcal{M}_1)$ is of deterministic type, the tokens in $\mathcal{M}_0, \mathcal{M}_1$ are at address \mathcal{G} , $@^s E = @^s F$, and for all $t \supseteq \mathcal{G}$, $C_t = (\pi, \mathcal{M}_0, m_t)$ and $\mathcal{D}_t = (\pi, \mathcal{M}_1, m'_t)$, and m'_t is obtained from m_t by possibly applying the gate corresponding to the reduction, and $\nu_t = \mu_t$;
 - (2) $a = (\mathcal{M}_0, \mathcal{M}_1, \mathcal{M}_1)$ is of choice type, corresponding to some gate meas^l of index α , the tokens in $\mathcal{M}_0, \mathcal{M}_1$ are at address \mathcal{G} , $@^s F = \text{Ext}(E, @^s E, \mathcal{G}, \alpha)$, and for all $t \in @^s E$ and $b \in \{0, 1\}$, $C_t = (\pi, \mathcal{M}_0, m_t)$, $\mathcal{D}_{t \cup \{(\alpha, b)\}} = (\pi, \mathcal{M}_1, m'_{t,b})$, where $m'_{t,b} = [L'_t, Q'_t, v_t :: (l : b)]$ is obtained from $m_t = [L_t, Q_t, v_t]$ by applying the meas-gate to the state $Q_t = \lambda_0(Q_t^0 \otimes |0\rangle) + \lambda_1(Q_t^1 \otimes |1\rangle)$ and measuring the value b (notice that L'_t is obtained from L_t by updating $l : \text{qbit}$ into $l : \text{bit}$); correspondingly, we have $\nu_{t \cup \{(\alpha, b)\}} = \lambda_b \cdot \mu_t$;
 - (3) $a = (\mathcal{M}_0, \mathcal{M}_1, \mathcal{M}_2)$ is of pseudo-deterministic type, the tokens in \mathcal{M}_0 are at address \mathcal{G} , those in \mathcal{M}_{b+1} are at address $\mathcal{G} \cup \{(l, b)\}$, for $b = 0, 1$, \mathcal{M}_0 contains one token (l, σ, \mathcal{G}) in the guard bit^l of an if-then-else, $@^s F = \text{Ext}(E, @^s E, \mathcal{G}, l)$, and for all $s \supseteq \mathcal{G}$, $C_s = (\pi, \mathcal{M}_0, m_s)$ and $\mathcal{D}_{s \cup \{(l, b)\}} = (\pi, \mathcal{M}_{1+b}, m'_s)$, with m'_s obtained from m_s by removing the value (l, b') contained in the classical register; finally, $\nu_{s \cup \{(l, b)\}} = \mu_s$ if $b = b'$ and is 0 otherwise.

Remark D.29. Given a parallel reduction step $\mu \xrightarrow{\mathcal{G}}^a \nu$ of pseudo-deterministic type (with the notation from above), triggered by an if-then-else with guard bit^l , and a super-address $s \in @^s E$, there are four possible evolutions, depending on the value of the slice choice (l, b) made for the if-then-else and for the value (l, b') that is actually red from the classical register:

- (1) $b = b' = 0$: in this case, the tokens move onto the left-hand part of the if-then-else (since the value $b' = 0$ is read from the register), and the slice $s \cup \{(l, b = 0)\}$ takes into account those tokens; accordingly, the probability of this slice coincides with the probability of the slice s .
- (2) $b = 0, b' = 1$: in this case, the tokens move onto the right-hand part of the if-then-else (since the value $b' = 1$ is read from the register), but the slice $s \cup \{(l, b = 0)\}$ only takes into account the tokens moving onto the left-hand part (yet no token has any chance to get there); accordingly, the probability of this slice is 0.
- (3) $b = b' = 1$: similar to case 1.
- (4) $b = 1, b' = 0$: similar to case 2.

Remark D.30 (pseudo-distribution $a_{\mathcal{G}}(\mu)$). For fixed a and \mathcal{G} , the relation $\mu \xrightarrow{\mathcal{G}}^a \nu$ is in fact *functional*: for all ν' such that $\mu \xrightarrow{\mathcal{G}}^a \nu'$, it must be $\nu = \nu'$. In other words, the data μ, a, \mathcal{G} uniquely determines the produced pseudo-distribution ν , that we will henceforth indicate as $a_{\mathcal{G}}(\mu)$.

We now establish the termination and soundness of parallel reduction:

PROPOSITION D.31 (TERMINATION OF PARALLEL QMSIAM-REDUCTION). *There exists no infinite chain $\mu_0 \xrightarrow{\mathcal{G}_1}^{a_1} \dots \xrightarrow{\mathcal{G}_{n-1}}^{a_{n-1}} \mu_n \xrightarrow{\mathcal{G}_n}^{a_n} \dots$*

PROOF. Let $\mu \xrightarrow{\mathcal{G}}^a \nu$, with the notations from Definition D.28; for all $s \in @^s E$, there exists a configuration C_s and finitely many configurations $\mathcal{D}_1, \dots, \mathcal{D}_n$, such that $C_s \rightarrow [\mathcal{D}_1^{\rho_1}, \dots, \mathcal{D}_n^{\rho_n}]$, such that $\sum_i \rho_i = \mu_s$. In particular, if $\mu_s > 0$, then there exists $i = 1, \dots, n$ such that $\rho_i > 0$. Suppose now there exists an infinite chain $\mu_0 \xrightarrow{\mathcal{G}_1}^{a_1} \dots \xrightarrow{\mathcal{G}_{n-1}}^{a_{n-1}} \mu_n \xrightarrow{\mathcal{G}_n}^{a_n} \dots$. One could then construct (via

König's Lemma) an infinite chain of QMSIAM-reductions, each happening with probability > 0 , hence contradicting the termination of the QMSIAM ([12, Theorem 10]). \square

To establish soundness we need the following definition:

Definition D.32 (pruned distribution). For any pseudo-distribution $\mu = \{x_1^{\mu_1}, \dots, x_n^{\mu_n}\}$, let $\tilde{\mu}$, called the *pruned distribution* of μ , be the distribution $\tilde{\mu} = \{x_i^{\mu_i} \in \mu \mid \mu_i > 0\}$.

In the result below, we implicitly assume a pruned variant of the reduction of the QMSIAM, i.e. given by rules of the form $C \rightarrow \{C_1^{\mu_1}, \dots, C_n^{\mu_n}\}$, where, for all $i = 1, \dots, n$, $\mu_i > 0$. In other words, we remove from the reduction all configurations that have probability 0.

PROPOSITION D.33 (SOUNDNESS AND COMPLETENESS OF PARALLEL QMSIAM-REDUCTION). *For any chain of parallel reductions $\{C^1\} \Rightarrow_{G_1}^{a_1} \mu_1 \Rightarrow_{G_2}^{a_2} \dots \Rightarrow_{G_{n-1}}^{a_{n-1}} \mu_{n-1} \Rightarrow_{G_n}^{a_n} \mu_n$ there exists a (pruned) QMSIAM-reduction $C \rightarrow^* \tilde{\mu}_n$. Conversely, for any (pruned) QMSIAM-reduction $C \rightarrow^* \mu$ there exists a chain of parallel reductions $\{C^1\} \Rightarrow_{G_1}^{a_1} \mu_1 \Rightarrow_{G_2}^{a_2} \dots \Rightarrow_{G_{n-1}}^{a_{n-1}} \mu_{n-1} \Rightarrow_{G_n}^{a_n} \mu_n$ such that $\mu = \tilde{\mu}_n$.*

PROOF. Both claims follow, by induction on n , from the observation that a parallel reduction $\{C^1\} \Rightarrow_{\mathcal{G}}^a \mu$ can always be converted into a pruned QMSIAM-reduction $C \rightarrow \tilde{\mu}_n$ and conversely. \square

D.4 The Bisimulation Theorem

We introduce a family of relations between coherent distributions for the QMSIAM and QCSIAM configurations that we will prove to be a bisimulation between QCSIAM-reduction and parallel probabilistic QMSIAM-reduction.

We can now introduce our bisimulation relation.

Definition D.34. Let π be a derivation and E, F be extended circuits. Let $m = [L, Q, v]$ be a quantum+classical register for the initial state of the QMSIAM over π . For all E -indexed coherent pseudo-distributions $\mu = \{C_s^{\mu_s}\}_{s \in @^s E}$ of QMSIAM configurations, where $C_s = (\pi, \mathcal{M}_s, m_s)$, with $m_s = [L_s, Q_s, v_s]$, and for all QCSIAM-configurations $C = (\pi, \mathcal{M}, F)$, the relation $\mu \mathcal{R}_{\pi}^m C$ holds when:

(index) $E = F$;

(token) for all $s \in @^s E$, $\mathcal{M}_s = \mathcal{M}|_{\mathcal{G}_s}$;

(mixed state) For all $s \in @^s E$, $\mu_s \cdot \text{mix}(m_s) = E^{\#s}(\text{mix}(m))$.

The (index) condition just states that the QMSIAM-configurations are indexed by the super-addresses of the circuit in the QCSIAM-configuration. The (token) condition states that the token positions at some address \mathcal{G} in the QCSIAM coincide with the token positions in *all* configurations \mathcal{M}_s of the QMSIAM such that $\mathcal{G}_s = \mathcal{G}$ (i.e. all configurations for the same slice). Recall that there may be many such configurations, all differing from each other due to different outcomes of measurements. Observe that, as a consequence of the (token) condition, since $m_s = [L_s, Q_s, v_s]$ satisfies $|L_s| = \text{ENV}(\mathcal{M}_s)$, we have that the circuit E has the typing $\text{ENV}(\text{NDATA}_{\pi}) \triangleright E \triangleright \mathcal{J}_{\mathcal{M}}$, where the environment $\mathcal{J}_{\mathcal{M}}@_{\mathcal{G}_s}$ coincides with $\text{ENV}(\mathcal{M}|_{\mathcal{G}_s}) = \text{ENV}(\mathcal{M}_s)$: in other words, the output wires of $E@_{\mathcal{G}_s}$ correspond to the entries of the register m_s . Finally, the (mixed state) condition states that, for any super-address $s \in @^s E$, the mixed state corresponding to the quantum+classical register at slice s multiplied by its probability μ_s coincides with the state produced by applying the extended circuit E , sliced at s , to the initial quantum+classical register m .

We will now show that these conditions are precisely the good invariants for the execution of *both* machines.

THEOREM D.35 (BISIMULATION BETWEEN THE QMSIAM AND THE QCSIAM). *For any extended circuit E , E -indexed coherent distribution of QMSIAM configurations μ , any QCSIAM configuration C , for any quantum+classical register m , reduction type a and address $\mathcal{G} \in @E$,*

- (1) $\mu \mathcal{R}_\pi^m C$ and $C \rightarrow_{\mathcal{G}}^a C' \Rightarrow \exists \mu' \text{ s.t. } \mu \rightrightarrows_{\mathcal{G}}^a \mu' \text{ and } \mu' \mathcal{R}_\pi^m C'$.
- (2) $\mu \mathcal{R}_\pi^m C$ and $\mu \rightrightarrows_{\mathcal{G}}^a \mu' \Rightarrow \exists C' \text{ s.t. } C \rightarrow_{\mathcal{G}}^a C' \text{ and } \mu' \mathcal{R}_\pi^m C'$.

PROOF. Since $C' = a_{\mathcal{G}}(C)$ and $\mu' = a_{\mathcal{G}}(\mu)$ are uniquely determined by a together with \mathcal{G} , C and μ , respectively, we will actually prove the following statements:

- (a.) $\mu \mathcal{R}_\pi^m C \Rightarrow (C \rightarrow_{\mathcal{G}}^a a_{\mathcal{G}}(C) \Leftrightarrow \mu \rightrightarrows_{\mathcal{G}}^a a_{\mathcal{G}}(\mu))$;
- (b.) $\mu \mathcal{R}_\pi^m C \Rightarrow a_{\mathcal{G}}(\mu) \mathcal{R}_\pi^m a_{\mathcal{G}}(C)$, provided that $a_{\mathcal{G}}(\mu)$ and $a_{\mathcal{G}}(C)$ are well-defined.

Let us first prove the statement (a.), so suppose $\mu \mathcal{R}_\pi^m C$ and let $\mu = \{C_s^{\mu_s}\}_{s \in @^s E}$, where $C_s = \{\pi, M_s, m_s\}$, and $C = (\pi, M, E)$.

$(C \rightarrow_{\mathcal{G}}^a a_{\mathcal{G}}(C) \Rightarrow \mu \rightrightarrows_{\mathcal{G}}^a a_{\mathcal{G}}(\mu))$ Suppose reduction a applies to some set of tokens with underlying address \mathcal{G} ; since μ is E -indexed, by the (token) condition, for all configurations C_s , with $\mathcal{G}_s = \mathcal{G}$, the tokens M_s are in the same position as in $M|_{\mathcal{G}}$; hence, the corresponding QMSIAM-reduction rule a applies to all such C_s .

$(\mu \rightrightarrows_{\mathcal{G}}^a a_{\mathcal{G}}(\mu) \Rightarrow C \rightarrow_{\mathcal{G}}^a a_{\mathcal{G}}(C))$ Suppose reduction a applies to all configurations C_s such that $\mathcal{G}_s = \mathcal{G}$. By the (token) condition $M_s = M|_{\mathcal{G}}$, all such tokens exist with same position and address in M at address \mathcal{G} . Hence, the corresponding QCSIAM-reduction rule a applies to C at address \mathcal{G} .

The proof of statement (b.) is more delicate and requires checking all reduction rules. Suppose again $\mu \mathcal{R}_\pi^m C$ and let μ and C be defined as above. Let $\mu' := a_{\mathcal{G}}(\mu) = \{\mathcal{D}_t^{\mu'}\}_{t \in @^s F}$, where $\mathcal{D}_t = (\pi, M_t, m'_t)$, $m'_t = (L'_t, Q'_t, v'_t)$, and $C' := a_{\mathcal{G}}(C) = (\pi, M', F)$. We will check that, in any possible case, $\mu' \mathcal{R}_\pi^m C'$ must hold.

The claim is easily checked for all structural rules: the corresponding reduction type is deterministic, so $\mu' = a_{\mathcal{G}}(\mu)$ is indexed over $@^s F = @^s E$, and moreover no change to the quantum+classical register is produced.

Instead, we need to consider in more detail the QMSIAM transitions corresponding to (1) traversing a unitary gate c , a new gate or a meas gate, and (2) updating addresses once a token reaches the guard of an if-then-else rule.

Let us start with (1). Let c be either unitary or in $\{\text{new}, \text{meas}\}$. We have $F = E[E@_{\mathcal{G}} \mapsto (E@_{\mathcal{G}}); c]$ and M' differs from M in that r tokens placed at address \mathcal{G} moved from the input to the output positions of gate c . Given r qubits, a set $I \subset \{1, \dots, r\}$, and a gate c over r qubits, we indicate as c^I the gate that applies c to the qubits indexed by I and is the identity on all other qubits.

We consider the three cases for c separately:

- *unitary gate $c_r^I = U$ applied to the qubits of labels $I = \{l_1, \dots, l_k\}$:* the reduction has deterministic type, so $\mathcal{L}(F) = \mathcal{L}(E)$ and $@^s F = @^s E$; μ' is given by $\mathcal{D}_s = C_s$ for all $s \not\supseteq \mathcal{G}$, while for $s \supseteq \mathcal{G}$, $\mathcal{D}_s = (\pi, M'_s, m'_s)$, and M'_s is obtained by moving the tokens situated at the input positions of U towards the corresponding output positions (here relying on the (token) condition that holds by hypothesis between M_s and $M|_{\mathcal{G}}$).

The (index) condition holds since μ' is indexed by $@^s F = @^s E$. From the (token) condition for μ and C one also immediately deduces the (token) condition for μ' and C' .

Let us look at the (mixed state) condition: $m'_s = [L'_s, Q'_s, v_s]$ has L'_s defined by replacing l_1, \dots, l_k by r_1, \dots, r_k in L_s and $Q'_s = U^I Q_s$. The probabilities μ'_s are given simply as $\mu'_s = \mu_s$. Observe that what we write $U^I Q_s$ is in fact the result of applying U to the qubits that the register L_s associates with the labels l_1, \dots, l_k . In other words, in terms of mixed states, it

corresponds to actually computing $\varphi_{L'_s}^{-1} \circ \llbracket Q^I \rrbracket \circ \varphi_{L_s}$, since we have:

$$\begin{array}{ccc} \llbracket (L_s)_{\text{qbit}} \otimes (L_s)_{\text{bit}} \rrbracket & \xrightarrow{\varphi_{L_s}} & \llbracket L \rrbracket \\ \downarrow \text{"}U^I Q_s\text{"} & & \downarrow \llbracket U^I \rrbracket \\ \llbracket (L'_s)_{\text{qbit}} \otimes (L_s)_{\text{bit}} \rrbracket & \xrightarrow{\varphi_{L'_s}} & \llbracket L'_s \rrbracket \end{array}$$

We thus have that

$$\begin{aligned} \text{mix}(m'_s) &= \varphi_{L'_s}(\text{mix}(Q'_s) \otimes \text{mix}(v_s)) \\ &= \varphi_{L'_s} \left((\varphi_{L'_s}^{-1} \circ \llbracket U^I \rrbracket \circ \varphi_{L_s})(\text{mix}(Q_s) \otimes \text{mix}(v_s)) \right) \\ &= \varphi_{L'_s} \circ \varphi_{L'_s}^{-1} \circ \llbracket U^I \rrbracket \circ \varphi_{L_s}(\text{mix}(Q_s) \otimes \text{mix}(v_s)) \\ &= \llbracket U^I \rrbracket (\varphi_{L_s}(\text{mix}(Q_s) \otimes \text{mix}(v_s))) = \llbracket U^I \rrbracket (\text{mix}(m_s)). \end{aligned}$$

By hypothesis, we know that for all $s \in @^s E$, $\mu_s \cdot \text{mix}(m_s) = E^{\#s}(\text{mix}(m))$. The condition $\mu_s \cdot \text{mix}(m_s) = f^{\#s}(\text{mix}(m))$ then obviously holds for all $s \not\supseteq \mathcal{G}$. For $s \supseteq \mathcal{G}$ we have, using Lemma D.15:

$$\begin{aligned} \mu'_s \cdot \text{mix}(m'_s) &= \mu_s \cdot (\llbracket U^I \rrbracket (\text{mix}(m_s))) = \llbracket U^I \rrbracket (\mu_s \cdot \text{mix}(m_s)) \stackrel{[\text{Hyp}]}{=} \llbracket U^I \rrbracket (E^{\#s}(\text{mix}(m))) \\ &= (\llbracket U^I \rrbracket \circ E^{\#s})(\text{mix}(m)) \stackrel{[\text{Lemma D.15 (i)}]}{=} F^{\#s}(\text{mix}(m)). \end{aligned}$$

- *new gate applied to qubit $I = \{i\}$* : as in the previous case, the reduction has deterministic type, $\mathcal{L}(F) = \mathcal{L}(E)$ and $@^s E = @^s F$; μ' is given by $\mathcal{D}_s = C_s$ for all $s \not\supseteq \mathcal{G}$, while for all $s \in \supseteq \mathcal{G}$, $\mathcal{D}_s = (\pi, \mathcal{M}'_s, m'_s)$, with \mathcal{M}'_s differing from \mathcal{M}_s in that its unique token placed at the input of the new-gate (which, as in the case above, exists in \mathcal{M}_s by hypothesis) is moved from the input to the output position of new (yielding one deterministic reduction step). The (index) and (token) condition can then be checked similarly to the previous case. Let us check the (mixed condition). We have $m'_s = [L'_s, Q'_s, v'_s]$, where L'_s differs from L_s in that the i -th label $l : \text{bit}$ is changed to $l : \text{qbit}$, and moreover we have $Q'_s = Q_s \otimes |b\rangle$ and v'_s is obtained from v_s by removing the value (l, b) ; the associated probabilities are given simply as $\mu'_s = \mu_s$.

By hypothesis, we know that for all $s \in @^s E$, $\mu_s \cdot \text{mix}(m_s) = E^{\#s}(\text{mix}(m))$. We only need to check that $\mu_s \cdot \text{mix}(m_s) = F^{\#s}(\text{mix}(m))$ holds for $s \supseteq \mathcal{G}$. First observe that

$$\llbracket \text{new}^I \rrbracket : V_n \otimes V_{(1,1)} \otimes V_{(1,\dots,1)} \longrightarrow V_n \otimes V_2 \otimes V_{(1,\dots,1)}$$

that is, up to isomorphisms, we have that

$$\llbracket \text{new}^I \rrbracket : \prod_{i=1}^{2^{m+1}} \mathbb{C}^{n \times n} \simeq \left(\prod_{i=1}^{2^m} \mathbb{C}^{n \times n} \times \prod_{i=1}^{2^m} \mathbb{C}^{n \times n} \right) \longrightarrow \prod_{i=1}^{2^m} \mathbb{C}^{n \times n} \otimes \mathbb{C}^{2 \times 2}$$

is given pointwise by

$$\begin{aligned} &\llbracket \text{new}^I \rrbracket ((x_1, \dots, x_{2^m}), (y_1, \dots, y_{2^m})) \\ &= (x_1 \otimes |0\rangle |0\rangle^\dagger, \dots, x_{2^m} \otimes |0\rangle |0\rangle^\dagger) + (y_1 \otimes |1\rangle |1\rangle^\dagger, \dots, y_{2^m} \otimes |1\rangle |1\rangle^\dagger). \end{aligned}$$

Using this, we can deduce that, calling ι_{v_s} the morphism $\iota_{v_s} : \llbracket (L_s)_{\text{qbit}} \rrbracket \rightarrow \llbracket L_s \rrbracket$,

$$\llbracket \text{new}^I \rrbracket (\text{mix}(m_s)) = \llbracket \text{new}^I \rrbracket (\iota_{v_s}(\text{mix}(Q_s))) = \iota_{v'_s}(\text{mix}(Q'_s)) = \text{mix}(m'_s).$$

By reasoning similarly to what we did for $\llbracket U^I \rrbracket$, we can then compute, using Lemma D.15:

$$\begin{aligned} \mu_s \cdot \text{mix}(m'_s) &= \mu_s \cdot \llbracket \text{new} \rrbracket^I (\text{mix}(m_s)) = \llbracket \text{new} \rrbracket^I (\mu_s \cdot \text{mix}(m_s)) \stackrel{[\text{Hyp}]}{=} \llbracket \text{new}^I \rrbracket (E^{\#s}(\text{mix}(m))) \\ &= \left(\llbracket \text{new}^I \rrbracket \circ E^{\#s} \right) (\text{mix}(m)) \stackrel{[\text{Lemma D.15 (i.)}]}{=} F^{\#s}(\text{mix}(m)). \end{aligned}$$

- *meas gate of index α applied to qubit $I = \{i\}$:* the reduction has choice type, $\mathcal{L}(F) = \mathcal{L}(E) \cup \{\alpha\}$ and $@^s F = \text{Ext}(E, @^s E, \mathcal{G}, \alpha)$. For all $s \in @^s E$ with $\mathcal{G}_s = \mathcal{G}$, the configuration C_s gives rise to two configurations $\mathcal{D}_{s \cup \{(\alpha, 0)\}}$, $\mathcal{D}_{s \cup \{(\alpha, 1)\}}$ in μ' (notice that $\mathcal{G}_{s \cup \{(\alpha, b)\}} = \mathcal{G}_s = \mathcal{G}$). For $t = s \cup \{(\alpha, b)\}$, the configuration $\mathcal{D}_t = (\pi, \mathcal{M}'_t, m'_t)$ is defined as follows: \mathcal{M}'_t is obtained from \mathcal{M}_s by moving the token placed in the input position of the meas-gate towards the output position; in $m'_t = [L'_t, Q'_t, v'_t]$ L'_t is obtained from L_s by changing the output label l of the meas-gate from $l : \text{qbit}$ to $l : \text{bit}$, Q'_t is defined below, and v'_t is obtained from v_s by adding the value (l, b) .

The (index) and (token) conditions are then clearly satisfied by construction.

Let us check the (mixed state) condition. As before, by hypothesis, we know that for all $s \in @^s E$, $\mu_s \cdot \text{mix}(m_s) = E^{\#s}(\text{mix}(m))$. Let $s \in @^s E$ be such that $\mathcal{G}_s = \mathcal{G}$, fix $b \in \{0, 1\}$ and let $t = s \cup \{(\alpha, b)\}$; let us look more closely at how the quantum register and the assigned probabilities for the configuration C'_t are defined. Recall that each quantum state $Q_s \in V_n \otimes V_2$ can be written as $Q_s = \alpha_0 Q_{s,0} + \alpha_1 Q_{s,1}$, where $Q_{s,\ell} = \sum_j \gamma_{j,\ell} \left| \phi_j^\ell \right\rangle \otimes |\ell\rangle$. We then

have $Q'_t := \sum_j \gamma_{j,b} \left| \phi_j^b \right\rangle$ and $\mu'_t = \mu_s \cdot |\alpha_b|^2$.

We can now compute

$$\text{mix}(Q_s) = |\alpha_0|^2 \cdot Q_{s,0} Q_{s,0}^\dagger + \alpha_0 \alpha_1^\dagger \cdot Q_{s,0} Q_{s,1}^\dagger + \alpha_1 \alpha_0^\dagger \cdot Q_{s,1} Q_{s,0}^\dagger + |\alpha_1|^2 \cdot Q_{s,1} Q_{s,1}^\dagger. \quad (12)$$

Observe that

$$\begin{aligned} |\alpha_b|^2 \cdot Q_{s,b} Q_{s,b}^\dagger &= |\alpha_b|^2 \cdot \sum_{j,j'} \gamma_{j,b} \gamma_{j',b}^\dagger \cdot \left(\left| \phi_j^b \right\rangle \left\langle \phi_{j'}^b \right| \otimes |b\rangle \langle b| \right) \\ &= \sum_{j,j'} \gamma_{j,b} \gamma_{j',b}^\dagger \cdot \left(\left| \phi_j^b \right\rangle \left\langle \phi_{j'}^b \right| \otimes |\alpha_b|^2 \cdot |b\rangle \langle b| \right). \end{aligned}$$

This means that $|\alpha_0|^2 \cdot Q_{s,0} Q_{s,0}^\dagger$ and $|\alpha_1|^2 \cdot Q_{s,1} Q_{s,1}^\dagger$ are respectively of the form

$$\sum_k \delta_k^0 \cdot \left(x_k^0 \otimes \begin{pmatrix} |\alpha_0|^2 & 0 \\ 0 & 0 \end{pmatrix} \right) \quad \sum_k \delta_k^1 \cdot \left(x_k^1 \otimes \begin{pmatrix} 0 & 0 \\ 0 & |\alpha_1|^2 \end{pmatrix} \right) \quad (13)$$

where the δ_k^b span all scalars $\gamma_{j,b} \gamma_{j',b}^\dagger$ and the x_k^b span all vectors $\left| \phi_j^b \right\rangle \left\langle \phi_{j'}^b \right|$. Furthermore, notice that we have:

$$\sum_k \delta_k^b \cdot x_k^b = \sum_{j,j'} \gamma_{j,b} \gamma_{j',b}^\dagger \cdot \left| \phi_j^b \right\rangle \left\langle \phi_{j'}^b \right| = (Q'_t)(Q'_t)^\dagger = \text{mix}(Q'_t). \quad (14)$$

Similarly, $\alpha_0 \alpha_1^\dagger \cdot Q_{s,0} Q_{s,1}^\dagger$ and $\alpha_1 \alpha_0^\dagger \cdot Q_{s,1} Q_{s,0}^\dagger$ are respectively of the form

$$\sum_k \delta_k^{01} \cdot \left(x_k^{01} \otimes \begin{pmatrix} 0 & \alpha_0 \alpha_1^\dagger \\ 0 & 0 \end{pmatrix} \right) \quad \sum_k \delta_k^{10} \cdot \left(x_k^{10} \otimes \begin{pmatrix} 0 & 0 \\ \alpha_1 \alpha_0^\dagger & 0 \end{pmatrix} \right) \quad (15)$$

Now consider the gate *meas*. We have that

$$\llbracket \text{meas}^I \rrbracket : V_n \otimes V_2 \otimes V_{(1,\dots,1)} \longrightarrow V_n \otimes V_{(1,1)} \otimes V_{(1,\dots,1)}$$

that is

$$\llbracket \text{meas}^I \rrbracket : \prod_{i=1}^{2^m} \mathbb{C}^{n \times n} \otimes \mathbb{C}^{2 \times 2} \longrightarrow \prod_{i=1}^{2^{m+1}} \mathbb{C}^{n \times n} \simeq \left(\prod_{i=1}^{2^m} \mathbb{C}^{n \times n} \times \prod_{i=1}^{2^m} \mathbb{C}^{n \times n} \right)$$

and is given by

$$\llbracket \text{meas}^I \rrbracket : \left(x_1 \otimes \begin{pmatrix} a_1 & b_1 \\ c_1 & d_1 \end{pmatrix}, \dots, x_{2^m} \otimes \begin{pmatrix} a_{2^m} & b_{2^m} \\ c_{2^m} & d_{2^m} \end{pmatrix} \right) \mapsto ((a_1 x_1, \dots, a_{2^m} x_{2^m}), (d_1 x_1, \dots, d_{2^m} x_{2^m})).$$

In particular, we have

$$\llbracket \text{meas}^I \rrbracket : \left(0, \dots, 0, x \otimes \begin{pmatrix} a & b \\ c & d \end{pmatrix}, 0, \dots, 0 \right) \mapsto ((0, \dots, 0, a \cdot x, 0, \dots, 0), (0, \dots, 0, d \cdot x, 0, \dots, 0))$$

that is, letting ι_{v_s} the morphism $\iota_{v_s} : \llbracket (L_s)_{\text{qbit}} \rrbracket \rightarrow \llbracket L_s \rrbracket$, we have

$$\llbracket \text{meas}^I \rrbracket \left(\iota_{v_s} \left(x \otimes \begin{pmatrix} a & b \\ c & d \end{pmatrix} \right) \right) = a \cdot \iota_{v_s \cup \{(\alpha, 0)\}}(x) + d \cdot \iota_{v_s \cup \{(\alpha, 1)\}}(x).$$

Using (12), (13) and (14) we thus have

$$\begin{aligned} \llbracket \text{meas}^I \rrbracket (\iota_{v_s}(\text{mix}(Q_i))) &= |\alpha_0|^2 \cdot \iota_{v_s \cup \{(\alpha, 0)\}} \left(\sum_k \delta_k^0 \cdot x_k^0 \right) + |\alpha_1|^2 \cdot \iota_{v_s \cup \{(\alpha, 1)\}} \left(\sum_k \delta_k^1 \cdot x_k^1 \right) \\ &= |\alpha_0|^2 \cdot \iota_{v_s \cup \{(\alpha, 0)\}} (\text{mix}(Q'_{s \cup \{(l, 0)\}})) + |\alpha_1|^2 \cdot \iota_{v_s \cup \{(\alpha, 1)\}} (\text{mix}(Q'_{s \cup \{(l, 1)\}})). \end{aligned}$$

and thus, since $\mu'_t = \mu_s |\alpha_b|^2$, we have

$$\begin{aligned} \mu_s \cdot \llbracket \text{meas}^I \rrbracket (\text{mix}(m_s)) &= \mu_s \cdot \llbracket \text{meas}^I \rrbracket (\iota_{v_s}(\text{mix}(Q_s))) \\ &= \sum_{\ell=0,1} \mu'_{s \cup \{(\alpha, \ell)\}} \cdot \iota_{v_s \cup \{(\alpha, \ell)\}} (\text{mix}(Q'_{s \cup \{(l, \ell)\}})) \\ &= \sum_{\ell=0,1} \mu'_{s \cup \{(l, \ell)\}} \cdot (\text{mix}(m'_{s \cup \{(\alpha, \ell)\}})). \end{aligned}$$

By reasoning as we did for the case of $\llbracket U^I \rrbracket$, we can thus finally compute, using Lemma D.15,

$$\begin{aligned} \mu'_t \cdot \text{mix}(m'_t) &= \pi_b^t \left(\mu_s \cdot \llbracket \text{meas}^I \rrbracket (\text{mix}(m_s)) \right) = \left(\pi_b^t \circ \llbracket \text{meas}^I \rrbracket \right) (\mu_s \cdot \text{mix}(m_s)) \\ &\stackrel{[\text{Hyp}]}{=} \left(\pi_b^t \circ \llbracket \text{meas}^I \rrbracket \right) \left(E^{\sharp s}(\text{mix}(m)) \right) = \left(\pi_b^t \circ \llbracket \text{meas}^I \rrbracket \circ E^{\sharp s} \right) (\text{mix}(m)) \\ &\stackrel{[\text{Lemma D.15 (ii.)}]}{=} F^{\sharp t}(\text{mix}(m)). \end{aligned}$$

It remains to consider the case (2) of a token entering as first in the guard of an if-then-else. Say the corresponding occurrence of bit is labeled by l .

We have a reduction of pseudo-deterministic type, with $\mathcal{L}(F) = \mathcal{L}(E) \cup \{l\}$ and $@^s F = \text{Ext}(E, @^s E, \mathcal{G}, l)$. For all $s \in @^s E$ with $\mathcal{G}_s = \mathcal{G}$, we have two corresponding configurations $\mathcal{D}_{s \cup \{(l, b)\}}$, with $b \in 0, 1$. Letting $t = s \cup \{(l, b)\}$, we have $\mathcal{D}_t = (\pi, \mathcal{M}'_t, m_t)$, where $\mathcal{M}'_t = \{(l', \sigma, \mathcal{G} \cup \{(l, b)\}) \mid (l', \sigma, \mathcal{G}) \in \mathcal{M}_s\}$ and $m'_t = (L'_t, Q'_t, v'_t)$, where $L'_t = L_s, Q'_t = Q_s$ and v'_t is obtained from v_s by removing the value (l, b') . The assigned probability μ_t is μ_s if $b = b'$ and 0 otherwise.

The (index) condition is verified by construction. For the (token) condition, observe that, for all $u \in @^s F$, with $u \supseteq \mathcal{G}$, letting $u^* = u - \{(l, u(l))\}$, and noticing that $\mathcal{G}_u = \mathcal{G}_{u^*} \cup \{(l, u(l))\}$, we have

$$\begin{aligned} \mathcal{M}'_u &= \{(l', \sigma, \mathcal{G} \cup \{(l, u(l))\}) \mid (l', \sigma, \mathcal{G}) \in \mathcal{M}_{u^*}\} \\ &\stackrel{\text{Hyp}}{=} \{(l', \sigma, \mathcal{G} \cup \{(l, u(l))\}) \mid (l', \sigma, \mathcal{G}) \in \mathcal{M}|_{\mathcal{G}_{u^*}}\} = \mathcal{M}'|_{\mathcal{G}_u}. \end{aligned}$$

It remains to show the (mixed state) condition. Let $s \in @^s E$ with $\mathcal{G}_s = \mathcal{G}$, let $b \in \{0, 1\}$ and $t = s \cup \{(l, b)\}$. From Lemma D.16 (ii.) we have $\pi_b(E^{\#s}(x)) = F^{\#t}(x)$.

We must consider two cases:

- if $b \neq b'$, from $\mu_s \cdot \text{mix}(m_s) = \iota_{v_s}(\mu_s \cdot (\text{mix}(Q_s)))$ and the fact that v'_t contains the value (l, b') we deduce $\pi_b(\mu_s \cdot \text{mix}(m_s)) = 0$. From the hypothesis $\mu_s \cdot \text{mix}(m_s) = E^{\#s}(\text{mix}(m))$ we deduce then $\pi_b(E^{\#s}(\text{mix}(m))) = 0$. Using Lemma D.16 (ii.) we then have

$$\mu'_t \cdot \text{mix}(m_t) = 0 = \pi_b(E^{\#s}(\text{mix}(m))) = F^{\#t}(\text{mix}(m)).$$

- if $b = b'$, then, recalling that $v_s = v'_t \cup \{(l, b)\}$, we can first compute

$$\mu'_t \cdot \text{mix}(m'_t) = \mu_s \cdot \iota_{v'_t}(\text{mix}(Q_s)) = \mu_s \cdot \left(\pi_b^l(\iota_{v_s}(\text{mix}(Q_s))) \right) = \pi_b^l(\mu_s \cdot \text{mix}(m_s)). \quad (\ddagger)$$

Using Lemma D.16 (ii.) we then have

$$\mu'_t \cdot \text{mix}(m'_t) \stackrel{(\ddagger)}{=} \pi_b^l(\mu_s \cdot \text{mix}(m_s)) \stackrel{[\text{Lemma D.16 (ii.)}]}{=} \pi_b^l(E^{\#s}(\text{mix}(m))) = F^{\#t}(\text{mix}(m)).$$

□

From the Bisimulation Theorem we can now deduce the following result:

THEOREM D.36 (SOUNDNESS OF THE QCSIAM WRT TO THE QMSIAM). *Let $\pi : \vdash M : A$ be a Boolean typing derivation and suppose that the QCSIAM produces, over π , the final configuration $C = (\pi, \text{PSN}(\mathcal{M}), E)$. Then, for any quantum+classical register m , the QMSIAM over π and m produces a E -indexed pseudo-distribution $\mu = \{C_s^{\mu_s}\}_{s \in @^s E}$ of final configurations such that $\llbracket E \rrbracket(\text{mix}(m)) = \text{mix}(\mu)$.*

PROOF. By initializing the QMSIAM over m , by applying Lemma D.37 and Theorem D.35 a finite number of times, we end up producing a pseudo-distribution of final configurations μ such that $\mu \mathcal{R}_\pi^m C$. Since C is final, we know that $\text{ENV}(\text{NDATA}_\pi) \triangleright E \triangleright \text{ENV}(\text{PDATA}_\pi)$, i.e. E is uniform. Moreover, we also know that for all $s \in @^s E$, $|L_s| = \text{ENV}(\text{PDATA}_\pi)$, where $m_s = [L_s, Q_s, v_s]$, so $\text{mix}(m_s) \in \llbracket \text{ENV}(\text{PDATA}_\pi) \rrbracket$. We can then compute

$$\begin{aligned} \llbracket E \rrbracket(\text{mix}(m)) &\stackrel{\text{Lemma D.14}}{=} \sum_{s \in @^s E} E^{\#s}(\text{mix}(m)) \\ &\stackrel{\text{Prop. D.35}}{=} \sum_{s \in @^s E} v_s \cdot \text{mix}(m_s) \\ &= \text{mix}(\mu) \in \llbracket \text{ENV}(\text{PDATA}_\pi) \rrbracket. \end{aligned}$$

□

D.5 Termination and Confluence of the QCSIAM

We will exploit Theorem D.35 to prove several properties of the QCSIAM.

First, recall that the initial configuration of both the QCSIAM and the QMSIAM are similar: their sets of tokens are the same. Moreover, the quantum+classical memory is the one whose labels are in bijection with the occurrence of qbit (resp. bit) of the conclusion of π , where all the values are set to $|0\rangle$ (resp. 0).

LEMMA D.37 (INITIAL CONFIGURATIONS ARE RELATED). *For any typing derivation $\pi : \Delta \vdash M : A$, letting m be the register in $\text{Init}_{\text{QMSIAM}}(\pi)$, we have $\mu\{\text{Init}_{\text{QMSIAM}}(\pi)\} \mathcal{R}_{\pi}^m \text{Init}_{\text{QCSIAM}}(\pi)$.*

PROOF. Each condition is straightforward as the extended circuit is simply the identity, the tokens are in the same positions and there is a single address in the extended circuit. \square

THEOREM D.38 (TERMINATION OF QCSIAM). *Given a type derivation $\pi : \Delta \vdash M : A$, the QCSIAM terminates in a final configuration.*

PROOF. By Lemma D.37, $\text{Init}_{\text{QMSIAM}}(\pi)$ is related to C . Then proceed by absurdity. Assume we have an infinite rewrite sequence $C \rightarrow C_1 \rightarrow \dots$. By Theorem D.35 (1), we can deduce that there exists an infinite chain of reductions $\text{Init}_{\text{QMSIAM}}(\pi) \Rightarrow \mu_1 \Rightarrow \dots$ of the QMSIAM, where each pseudo-distribution μ_i is in relation with C_i . This contradicts then Theorem D.31. The fact that QCSIAM must terminate in a final configuration is, again, given by the fact that QMSIAM terminates in a final configuration and thanks to Theorem D.35. \square

Let us now consider confluence.

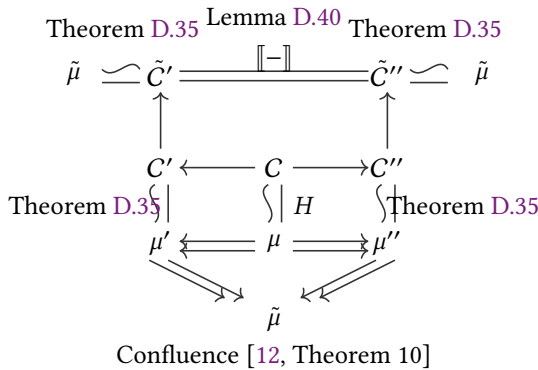
Definition D.39 (configuration equivalence). A QCSIAM-configuration $C = (\pi, \mathcal{M}, E)$ is *uniform* if E is uniform. For all uniform QCSIAM-configurations $C_1 = (\pi_1, \mathcal{M}_1, E_1)$ and $C_2 = (\pi_2, \mathcal{M}_2, E_2)$, $C_1 \equiv C_2$ holds whenever $\pi_1 = \pi_2$ and $\llbracket E_1 \rrbracket = \llbracket E_2 \rrbracket$.

LEMMA D.40. *Let $C = [\pi, \mathcal{M}, E]$, $C' = [\pi, \mathcal{M}', E']$ be two uniform QCSIAM configurations over π , with $@^s E = @^s E'$, and let μ be a coherent pseudo-distribution of QMSIAM configurations. If, for all quantum+classical register $m = [L, Q, v]$ for π , we have $\mu \mathcal{R}_{\pi}^m C$ and $\mu \mathcal{R}_{\pi}^m C'$, then $C \equiv C'$.*

PROOF. Let $C = (\pi, \mathcal{M}, E)$ and $C' = (\pi, \mathcal{M}', E')$. As both C and C' are in relation with μ , by the definition of \mathcal{R}_{π}^m we know that, thanks to the (mixed state) condition, that the semantics of E and E' , at any slice s , is the same for any quantum + classical register m and are thus equal by $\llbracket - \rrbracket$ by definition of $E^{\#s}$ and Proposition D.14. \square

THEOREM D.41 (CONFLUENCE MODULO EQUIVALENCE). *For all QCSIAM-configurations C, C', C'' , if $C \rightarrow C'$ and $C \rightarrow C''$, then there exists uniform configurations \tilde{C}' and \tilde{C}'' such that $C' \rightarrow^* \tilde{C}'$, $C'' \rightarrow^* \tilde{C}''$ and $\tilde{C}' \equiv \tilde{C}''$.*

PROOF. It suffices to observe that the following diagram commutes for all quantum+classical register m , where $\mu \simeq C$ is shorthand for $\mu \mathcal{R}_{\pi}^m C$:



\square

E The QMSIAM(*) Simulates the QCSIAM¹

We will now establish a simulation result between the QCSIAM¹ and the QMSIAM. While, as we have seen, any transition of the QCSIAM is (bi)simulated by a corresponding transition of the QMSIAM, we will show that any application of the synchronous rule of the QCSIAM¹ can be simulated by a sequence of transitions of the QMSIAM.

E.1 Extended Circuits with if-then-else

In the bisimulation argument for the QCSIAM and the QMSIAM we restricted our attention to extended circuits that do not contain the constructor `if – then – else –`. This is no more possible now, since this constructor is precisely the one introduced by the synchronous guard rule. We thus need to extend our analysis of extended circuits to this new case.

For any extended circuit, let $\mathcal{L}^{\text{ite}}(E)$ be the set of labels such that E contains a sub-circuit of the form `if l then C else D` . Notice that $\mathcal{L}^{\text{ite}}(E) \cap \mathcal{L}^{\text{ite}*}(E) = \emptyset$.

Definition E.1. [Σ -path, Σ -address] Let C be a circuit and $\Sigma \subseteq \mathcal{L}^{\text{ite}}(C)$. A set $L \subseteq \mathcal{L}(C)$ is called a Σ -path if one of the following hold:

- $C = c \neq \text{meas}$ and $L = \emptyset$;
- $C = \text{meas}$ of index α and $L = \{\alpha\}$;
- $C = D_1; D_2$ and $L = L_1 \cup L_2$, where L_i is a path in D_i ;
- $C = \text{if } l \text{ then } D_1 \text{ else } D_2$, with $l \in \Sigma$, and either $L = \{l\} \cup L_1$, with L_1 a path in D_1 or $L = \{l\} \cup L_2$, with L_2 a path in D_2 .
- $C = \text{if } l \text{ then } D_1 \text{ else } D_2$, with $l \notin \Sigma$, and $L = L_1$, with L_1 a path in D_1 , or $L = L_2$, with L_2 a path in D_2 .

A Σ -address for C is a partial function $s : \mathcal{L}(C) \rightarrow \{0, 1\}$ whose domain $\text{dom}(s) \subseteq \mathcal{L}(C)$ is a Σ -path of C , and the following (inductive) condition holds: if $C = \text{if } l \text{ then } C_1 \text{ else } C_2$, with $l \in \Sigma$, and $s(l) = b$, then $s - \{(l, b)\}$ is a Σ -address for C_b .

We let $@_{\Sigma}C$ indicate the set of Σ -addresses of C and we define $@C := @_{\mathcal{L}^{\text{ite}}(C)}(C)$

For any $s \in @_{\Sigma}C$, let $\text{ext}(s) = \{t \in @C \mid s \subseteq t\}$, and let the CPM morphism $C^{\#s}$ be defined by

$$C^{\#s} = \sum_{t \in \text{ext}(s)} C^{\#t}.$$

Proposition D.4 can now be restated in the following form:

PROPOSITION E.2. *For any well-typed ite-closed circuit $\Gamma \triangleright C \triangleright \Delta$ and $\Sigma \subseteq \mathcal{L}^{\text{ite}}(C)$, $\llbracket C \rrbracket = \sum_{s \in @_{\Sigma}C} C^{\#s}$.*

PROOF. Observing that, for all $s, s' \in @_{\Sigma}C$, if $s \neq s'$ then $\text{ext}(s) \cap \text{ext}(s') = \emptyset$, and that for all $t \in @C$, its restriction t_{Σ} to Σ is in $@_{\Sigma}C$, we deduce that the sets $\text{ext}(s)$, for $s \in @_{\Sigma}C$, form a partition of $@C$. We thus have:

$$\sum_{s \in @_{\Sigma}C} C^{\#s} = \sum_{s \in @_{\Sigma}C} \sum_{t \in \text{ext}(s)} C^{\#t} = \sum_{s \in @C} C^{\#s},$$

so we conclude by Proposition D.4. \square

Let us now consider extended circuits. The set of addresses $@E$ of an extended circuit is defined as before. Super-addresses are now defined relatively to a set $\Sigma \subseteq \mathcal{L}^{\text{ite}}(E)$:

Definition E.3 (Σ -super-addresses). Let E be an extended circuit and $\Sigma \subseteq \mathcal{L}^{\text{ite}}(E)$. A set $L \subseteq \mathcal{L}(E)$ is called a Σ -path in E if one of the following hold:

- $E = C$ and L is a Σ -path in C ;

- $E = C \xrightarrow{l} (E_1, E_2)$ and $L = L_0 \cup \{l\} \cup L'$, where L_0 is a Σ -path in C and L' is a Σ -path in either E_1 or E_2 .

A partial function $s : \mathcal{L}(E) \rightarrow \{0, 1\}$ is called a Σ -super-address of E if its domain is a Σ -path $L \subseteq \mathcal{L}(E)$ and the following (inductive) conditions holds

- if $E = C \xrightarrow{l} (E_1, E_2)$, with $l \in \Sigma$, then $s - \{(l, b)\}$ is a Σ -super-address for E_b ;
- for all circuit $C \in \text{Circ}(E)$, the restriction $s|_{\mathcal{L}(C)}$ is a Σ -path in C .

We let $@_\Sigma^s E$ indicate the set of Σ -super-addresses of E and define $@^s E := @_{\mathcal{L}^{\text{ite}}(E)}^s(E)$

For any $s \in @_\Sigma^s E$, the address \mathcal{G}_s is defined as before as $\mathcal{G}_s := s|_{\mathcal{L}^{\text{ite}^*}(E)} \in @E$. Moreover, let $\text{ext}(s) = \{t \in @^s(E) \mid s \subseteq t\}$, and define the CPM morphism $E^{\#s}$ as

$$E^{\#s} = \sum_{t \in \text{ext}(s)} E^{\#t}.$$

Lemma D.10, Lemma D.12, Lemma D.13, Proposition D.14, Lemma D.15 and Lemma D.16 can be reformulated as follows (the proofs being essentially the same):

LEMMA E.4. For any extended circuit E and $\Sigma \subseteq \mathcal{L}^{\text{ite}}(E)$, $@_\Sigma^* E = @_{\Sigma \cup \mathcal{L}^{\text{ite}^*}(E)} \tau(E)$.

LEMMA E.5. For all extended circuits E, F , $\Sigma \subseteq \mathcal{L}^{\text{ite}}(E)$ and Σ -address $\mathcal{G} \in @_\Sigma E$, if F is obtained from E by replacing the circuit $C := E@_{\mathcal{G}}$ by $C \xrightarrow{l} (\text{id}, \text{id})$, then $@_\Sigma^* F = \text{Ext}(E, @_\Sigma^s E, \mathcal{G}, l)$.

LEMMA E.6. For any uniform extended circuit E , $\Sigma \subseteq \mathcal{L}^{\text{ite}}(E)$ and super-address $s \in @_\Sigma^* E$, $E^{\#s} = \tau(E)^{\#s}$. Moreover, $E^{\#s}$ is of the form

$$E^{\#s} = C_0^{\#s} \circ (\pi_{s(l_1)}^{l_1} \circ C_1^{\#s}) \circ \dots \circ (\pi_{s(l_n)}^{l_n} \circ C_n^{\#s}), \quad (\dagger)$$

where l_1, \dots, l_n indicates the list (in reversed chronological order) of labels encountered in exploring the tree of E from root to leaves, and C_0, \dots, C_n are the circuits (in reversed chronological order) encountered.

PROPOSITION E.7. For any uniform extended circuit E and $\Sigma \subseteq \mathcal{L}^{\text{ite}}(E)$, $\llbracket E \rrbracket = \sum_{s \in @_\Sigma^* E} E^{\#s}$.

LEMMA E.8. For any extended circuit E , $\Sigma \subseteq \mathcal{L}^{\text{ite}}(E)$, $s \in @_\Sigma^* E$ and gate c , let E' be obtained from E by replacing the circuit $E@_{\mathcal{G}_s}$ by $E@_{\mathcal{G}_s}; c$. Then

- if c is unitary or $c = \text{new}$, then $(E')^{\#s} = \llbracket c^I \rrbracket \circ E^{\#s}$;
- if $c = \text{meas}^l$ of index α , then $@^s E' = \text{Ext}(E, @_\Sigma^* E, \mathcal{G}_s, \alpha)$ and $(E')^{\#(s \cup \{(\alpha, b)\})} = \iota_b \circ \pi_b \circ \llbracket c^I \rrbracket \circ E^{\#s}$.

LEMMA E.9. Let E be a well-typed extended circuit, $\Sigma \subseteq \mathcal{L}^{\text{ite}}(E)$, $s \in @_\Sigma^s E$ and let $\Gamma' \triangleright C \triangleright \text{bit}^l, \Delta'$ be $E@_{\mathcal{G}_s}$. Let E' be E with C replaced by $C \xrightarrow{l} (\text{id}, \text{id})$. Then $@_\Sigma^* E' = \text{Ext}(E, @_\Sigma^* E, \mathcal{G}_s, l)$ and for all $b \in \{0, 1\}$, $(E')^{\#(s \cup \{(l, b)\})} = \pi_b^l \circ E^{\#s}$.

Finally, we have the following new lemma:

LEMMA E.10. Let E, E_1, E_2 be extended circuits with disjoint sets of labels. For all addresses $\mathcal{G} \in @E$ and fresh label l , letting

$$F := E \left[E@_{\mathcal{G}} \mapsto E@_{\mathcal{G}}; \text{if } l \text{ then } \tau(E_1) \text{ else } \tau(E_2) \right],$$

then

$$@_0^* F = \{s \in @_0^* E \mid \mathcal{G}_s \neq \mathcal{G}\} \cup \{s \cup t \mid s \in @_0^* E, \mathcal{G}_s = \mathcal{G}, t \in @_0 \tau(E_b), b \in \{0, 1\}\}.$$

PROOF. A \emptyset -super-address of F only contains labels for the if-then-elses of the form $C \xrightarrow{l} (E, F)$ and for the meas-gates. So, $s \in @_{\emptyset} F$ is either incompatible with \mathcal{G} , and then it is an \emptyset -super address in E , or, if $\mathcal{G}_s = \mathcal{G}$, it must contain an \emptyset -super address of E , together with values for the labels of the meas-gates in either E_1 or E_2 , that is, with some (uniquely determined) function $t \in @_{\emptyset} \tau(E_b)$, for some $b = 0, 1$. \square

E.2 The Machine QMSIAM*

In this section we introduce a slight variant of the QMSIAM, that we call QMSIAM*.

A token for the QMSIAM* is of the form $(l, \sigma, \mathcal{G}, \mathcal{H})$, where \mathcal{G}, \mathcal{H} are two disjoint addresses; all rules are as for the QMSIAM except for the rules that act on addresses:

- in the guard rule, the value (l, b) read and deleted from the classical register is added *either* to the addresses \mathcal{G} *or* to the addresses \mathcal{H} (but not both), the same choice being made for all tokens;
- when a token wants to enter one of the branches of an if-then-else, it looks for the presence of the value (l, b) (telling which branch has to be chosen) in *both* addresses \mathcal{G}, \mathcal{H} . As these are disjoint, it may only find it in one.

For any token $\alpha = (l, \sigma, \mathcal{G}, \mathcal{H})$ of the QMSIAM*, we define the QMSIAM-tokens

$$\text{erase}(\alpha) = (l, \sigma, \mathcal{G}) \quad \text{join}(\alpha) = (l, \sigma, \mathcal{G} \cup \mathcal{H}).$$

For any set of tokens \mathcal{M} of the QMSIAM*, we let $\text{erase}(\mathcal{M}) = \{\text{erase}(\alpha) \mid \alpha \in \mathcal{M}\}$ indicate the corresponding set of tokens of the QMSIAM, and similarly for $\text{join}(\mathcal{M})$.

For the following result it is enough to check what happens with the rules for the if-then-else, as all other rules are identical for the two machines:

PROPOSITION E.11 (BISIMULATION BETWEEN THE QMSIAM AND THE QMSIAM*). *For all configurations C, C' of the QMSIAM*, $C \rightarrow \{C_i^{\mu_i}\}_{i \in I}$ iff $\text{join}(C) \rightarrow \{\text{join}(C_i)^{\mu_i}\}_{i \in I}$ holds for the QMSIAM.*

Definition E.12. A configuration C of the QMSIAM* is *well-sliced* when all tokens have the same left address, that we note $\mathcal{G}_{\text{left}}(C)$, while their right addresses are defined on the same set of labels $\mathcal{L}_{\text{right}}(C)$ (although they may give different values).

The notion of indexed pseudo-distribution is adapted as follows:

Definition E.13 (coherent pseudo-distribution). For all extended circuits E , a E -indexed coherent pseudo-distribution of the QMSIAM* is a distribution $\mu = \{C_s^{\mu_s}\}_{s \in @_{\emptyset}^* E}$ (where $C_s = (\pi, \mathcal{M}_s, m_s)$) of well-sliced configurations of the QMSIAM* such that for all $s, t \in @_{\emptyset}^* E$:

- (1) $\mathcal{G}_{\text{left}}(C_s) = \mathcal{G}_s$;
- (2) if $\mathcal{G}_s = \mathcal{G}_t$, then $\text{erase}(\mathcal{M}_s) = \text{erase}(\mathcal{M}_t)$;
- (3) for all $s \in @_{\emptyset}^* E$, $\mathcal{L}_{\text{right}}(\mathcal{M}_s) \subseteq \mathcal{L}^{\text{ite}}(E)$.

Observe that we index configurations by \emptyset -super-addresses $s \in @_{\emptyset}^* E$; in other words, we do *not* count the values assigned to if-then-elses in the form if l then C_1 else C_2 ; moreover, the condition $\mathcal{G}_{\text{left}}(C_s) = \mathcal{G}_s$ says that values stored in the second address \mathcal{H} of a configuration are also not taken into consideration in the indexing. At the same time, we ask that the labels occurring in the right addresses of any token in the distribution are taken from the labels of the if-then-elses in the form if l then C_1 else C_2 in E (although such labels may take different values for each token).

Remark E.14. Even without using Proposition E.21, one of the two directions of the bisimulation of Theorem D.35 (the simulation of QCSIAM via QMSIAM) continues to work if we replace the QMSIAM with the QMSIAM*, as soon as the (token) condition is adapted as follows:

(token*) for all $\mathcal{G} \in @E$ and $s \supseteq \mathcal{G}$, $\text{erase}(\mathcal{M}_s) = \mathcal{M}|_{\mathcal{G}}$.

The idea is that a run of the QCSIAM is simulated by a (parallel) run of the QMSIAM* in which the second address \mathcal{H} is never updated (and so it remains empty all the time).

Remark E.15. We can suppose the following facts:

- if a configuration C of the QMSIAM* contains a token in the position of a bit ^{l} with label l , then one of two mutually exclusive conditions holds: either the classical register contains (l, b) for some $b \in \{0, 1\}$, or precisely one of the addresses \mathcal{G}, \mathcal{H} of the token contains (l, b) for some $b \in \{0, 1\}$.
- If a configuration C of the QCSIAM contains a token in the position of a bit ^{l} with label l , then one of two mutually exclusive conditions holds: either the flag of the token is off, or the flag is on and the address \mathcal{G} of the token contains (l, b) for some $b \in \{0, 1\}$.

The first assumption is easily shown to hold for all configurations appearing in a run of the QMSIAM*, since a label (l, b) first appears in the classical register, and is possibly moved to one of the addresses \mathcal{G}, \mathcal{H} after a guard transition is performed. The second assumption is also easily shown to hold for all configurations appearing in a run of the QCSIAM¹, since flags are initially off, and they are turned on precisely when the corresponding label is added to the address. Recall that the synchronous rule may only apply to a guard bit if the corresponding flag is off.

The fundamental reason for considering the machine QMSIAM* is that we will make use of the erasure property below.

For any address \mathcal{G} and token $\alpha = (l, \sigma, \mathcal{H}_1, \mathcal{H}_2)$ of the QMSIAM*, let

$$\text{pushright}(\mathcal{G}, \alpha) = (l, \sigma, \mathcal{H}_1 - \mathcal{G}, \mathcal{H}_2 \cup (\mathcal{G} \cap \mathcal{H}_1)).$$

For any set of tokens \mathcal{M} , let $\text{pushright}(\mathcal{G}, \mathcal{M}) = \{\text{pushright}(\mathcal{G}, \alpha) \mid \alpha \in \mathcal{M}\}$. Finally, for any configuration $C = (\pi, \mathcal{M}, m)$, define $\text{pushright}(\mathcal{G}, C) = (\pi, \text{pushright}(\mathcal{G}, \mathcal{M}), m)$.

The operation $\text{pushright}(\mathcal{G}, \alpha)$ simply pushes all values $(l, b) \in \mathcal{G}$ that occur in the first address \mathcal{H}_1 into the second address \mathcal{H}_2 . The lemma below states that, in a reduction of the QMSIAM* one can always push all produced values to the second address.

LEMMA E.16 (RIGHT EXECUTION). *For any run $C \rightarrow^* \{\mathcal{D}_i^{\mu_i}\}_{i \in I}$ of the QMSIAM*, there is a corresponding run of the form $C \rightarrow^* \{(\mathcal{D}'_i)^{\mu_i}\}_{i \in I}$, where $\mathcal{D}'_i = \text{pushright}(\mathcal{G}_{\text{left}}(\mathcal{D}_i) - \mathcal{G}_{\text{left}}(C), \mathcal{D}_i)$.*

PROOF. The execution starts from the addresses of C and possibly adds new values (l, b) to either $\mathcal{G}_{\text{left}}(C)$ or the right addresses whenever it applies a guard rule, yielding a final left address $\mathcal{G}_{\text{left}}(\mathcal{D}) \supseteq \mathcal{G}_{\text{left}}(C)$. To obtain the second execution, it is enough, in all these situations, to always add values to the right address and never to the first. \square

Parallel reduction $\mu \Rightarrow_G^a \mu'$ of type a at address \mathcal{G} for the QMSIAM* can be defined as for the QMSIAM, by only considering the left address \mathcal{G} . At the same time, a new reduction type is added, corresponding to a guard rule whose Boolean choice is added to the right address, thus leading to no branching in the parallel reduction (contrarily to what happens with the pseudo-deterministic reduction type).

The new reduction type, called *pruned pseudo-deterministic* is added as a new case of Definition D.28:

Definition E.17. A reduction type of the QMSIAM* can also be of:

- *pruned pseudo-deterministic type*: $n = 1$, \mathcal{M}_0 contains a token in the guard of an if-then-else and \mathcal{M}_1 is obtained from \mathcal{M}_0 by adding in the right address of each token the value (l, b) , for some fixed $b = \{0, 1\}$.

The corresponding parallel reduction step $\mu \Rightarrow_G^a v$ is given by:

- $a = (\mathcal{M}_0, \mathcal{M}_1)$ is of pruned pseudo-deterministic type, \mathcal{M}_0 contains one token $(l, \sigma, \mathcal{G}, \mathcal{H})$ in the guard bit^l of an if-then-else, $@_0^s F = @_0^s E$; for all $s \in @_0^s F$, with $\mathcal{G}_s = \mathcal{G}$, we have $C_s = (\pi, \mathcal{M}_0, m_s)$, $\mathcal{D}_s = (\pi, \mathcal{M}_1, m'_s)$, with m'_s obtained from m_s by deleting the value (l, b) , while \mathcal{M}_1 is obtained from \mathcal{M}_0 by adding the value (l, b) to the right address; finally, $v_s = \mu_s$.

A parallel reduction $\mu_1 \Rightarrow_{G_1}^{a_1} \dots \Rightarrow_{G_n}^{a_n} v$ is called *pruned* if it does not contain reductions of (non-pruned) pseudo-deterministic type. We indicate a pruned parallel reduction as $\mu \Rightarrow_p^* v$.

Right executions can be used to obtain the following useful lemma:

LEMMA E.18 (PRUNING LEMMA). *For any parallel reduction $\{C^1\} \Rightarrow^* \{\mathcal{D}_s^{\mu_s}\}_{s \in @_0^s E}$, there exists an injective function $h : @_0^s \tau(E) \rightarrow @_0^s E$ and a pruned reduction $\{C^1\} \Rightarrow_p^* \{\mathcal{D}_{h(u)}^{\mu_{h(u)}}\}_{u \in @_0^s \tau(E)}$.*

PROOF SKETCH. The idea is to replace any reduction of pseudo-deterministic type by a corresponding pruned one. Observe that, once we fix a choice for any meas-gate in E (by some total function $u \in \{0, 1\}^{\mathcal{L}^{\text{meas}}(E)} = @_0^* \tau(E)$), then, during a reduction, a *unique* choice is determined for any if-then-else. This means that given $u \in @_0^* \tau(E)$, we can select a super-address $h(u) \in @_0^* E$ containing *both* the choices u on the meas-gates and the choices for the if-then-else determined by the values in u . The pruning yields then the desired distribution. \square

We will now establish a bisimulation result for the QMSIAM and the QMSIAM* with respect to parallel reduction. The only delicate point to adapt Proposition E.21 is the case of a reduction of pruned pseudo-deterministic type of the QMSIAM*.

Definition E.19. Given extended circuits E, F , the relation $E \sqsubseteq F$ is defined as follows:

- if $E = \tau(F)$, then $E \sqsubseteq F$;
- if $E_1 \sqsubseteq F_1$ and $E_2 \sqsubseteq F_2$, then $(C \xrightarrow{I} E_1, E_2) \sqsubseteq (C \xrightarrow{I} F_1, F_2)$.

Definition E.20 (parallel bisimulation). Let $\mu = \{C_s^{\mu_s}\}_{s \in @_0^s E}$ be a coherent pseudo-distribution of configurations of the QMSIAM and let $\nu = \{\mathcal{D}_t^{\nu_t}\}_{t \in @_0^s F}$ be a coherent pseudo-distribution of configurations of the QMSIAM*. The relation $\mu \mathcal{T} \nu$ holds iff the following conditions hold:

(circuit) $F \sqsubseteq E$ and E has no if – then – else – construct;

(injection) there is an injective function $h : @_0^s F \rightarrow @_0^s E$ such that

- for all $t \in @_0^s F$, $t = h(t)|_{@_0^s F}$, $C_{h(t)} = \text{join}(\mathcal{D}_t)$ and $\mu_{h(t)} = \nu_t$;
- for all $s \notin \text{Im}(h)$, $\mu_s = 0$.

Observe that a consequence of the definition above is that, given $\mu \mathcal{T} \nu$, for all configuration C_s with $\mu_s > 0$ there exists t such that $h(t) = s$ and $\text{join}(\mathcal{D}_t) = C_s$.

For any $a \in \{\text{deterministic, choice, pseudo-deterministic, pruned pseudo-deterministic}\}$, let $a^\bullet \in \{\text{deterministic, choice, pseudo-deterministic}\}$ be a , if the former is either deterministic or choice, and pseudo-deterministic in all other cases.

PROPOSITION E.21 (PARALLEL BISIMULATION OF THE QMSIAM AND THE QMSIAM*). *For all coherent pseudo-distributions of configurations μ, μ' of the QMSIAM and for all coherent pseudo-distributions of configurations ν, ν' of the QMSIAM* the following hold:*

- (1) $\mu \mathcal{T} \nu$ and $\mu \Rightarrow_G^a \mu' \Rightarrow \exists v^*, \exists \mathcal{G}' \subseteq \mathcal{G}, \exists b \text{ s.t. } \mu' \mathcal{T} v^*, a = b^\bullet$ and $\nu \Rightarrow_{\mathcal{G}'}^{b^\bullet} \nu^*$.
- (2) $\mu \mathcal{T} \nu$ and $\nu \Rightarrow_G^a \nu' \Rightarrow \exists \mu^*, \exists \mathcal{H} \text{ s.t. } \mu^* \mathcal{T} \nu'$ and $\nu \Rightarrow_{\mathcal{G} \cup \mathcal{H}}^{a^\bullet} \nu'$.

PROOF. For point 1., all cases directly follow from Proposition E.21. For point 2., if a is not of pruned pseudo-deterministic type, the claim follows quite directly from Proposition E.21. Let

us consider the case in which a is of pruned pseudo-deterministic type: then v' is indexed by $F' = F[F@G \mapsto \text{if } l \text{ then id else id}]$, so $@_0^s F = @_0^s F'$. We have transitions $\mathcal{D}_t \rightarrow \{(\mathcal{D}_t')^1\}$, in which a classical bit (l, b) is read from the classical register and added to the right address.

On the other hand, let E' be obtained by replacing the circuit $E@G$ with $E@G \xrightarrow{l} (\text{id}, \text{id})$, so $@_0^s E' = \text{Ext}(E, @_0^s E, G, l)$. Notice that from $F \sqsubseteq E$ it now follows $F' \sqsubseteq E'$. From $h : @_0^s F \rightarrow @_0^s E$ define $h^* : @_0^s F' \rightarrow @_0^s E'$ by $h(t) = h(s) :: (l, b)$. Now, for $s = h(t)$, we have two transitions $C_s \rightarrow_1 C'_{s::(l,b)}$ and $C_s \rightarrow_0 C'_{s \cup \{(l,1-b)\}}$. Notice that $s \cup \{(l, b)\} = h^*(t)$ and $\text{join}(\mathcal{D}_t') = C'_{s \cup \{(l,b)\}}$. We conclude that the distribution μ^* given by all such $C'_{s \cup \{(l,b)\}}$ satisfies $\mu^* \mathcal{T} v'$. \square

E.3 Inner, Initial and Final Configurations

For the simulation argument we need to consider a more general notion of configuration, called *inner*, which intuitively corresponds to the case in which the machine is visiting some *sub*-derivation π' of a larger derivation. This means that, while we are only interested in the positions of the tokens situated inside π' , we must consider also tokens lying outside π' (but which never move), and, more importantly, a quantum state that comprises more qubits than those actually accounted for by π' . Due to the well-known entanglement phenomenon, we cannot hope to retrieve the behavior of such, *outer* qubits, just by tensoring their state with the state of the *inner* qubits.

Definition E.22 (inner configuration of the QMSIAM^{}).* Let π be a derivation and $\pi' \leq \pi$ be a sub-derivation of π . An *inner configuration of the QMSIAM^{*} for $\pi' \leq \pi$* is a tuple $(\pi' \leq \pi, \mathcal{M}^{\text{inner}} \cup \mathcal{M}^{\text{outer}}, m, c)$, such that:

- $\mathcal{M}^{\text{inner}}$ is a set of tokens lying in positions of π' , while $\mathcal{M}^{\text{outer}}$ is a set of tokens lying in positions of π that are not in π' ;
- the quantum+classical register m takes into account the tokens in $\mathcal{M}^{\text{inner}} \cup \mathcal{M}^{\text{outer}}$;
- for any quantum+classical register m' for $\mathcal{M}^{\text{inner}}$, $(\pi', \mathcal{M}^{\text{inner}}, m')$ is a configuration of the QMSIAM for π' .

Notice that the definition above implies that the addresses \mathcal{G}, \mathcal{H} of the tokens in $\mathcal{M}^{\text{inner}} \cup \mathcal{M}^{\text{outer}}$ only refer to labels l occurring in π' . An inner configuration $C = (\pi, \mathcal{M}^{\text{inner}} \cup \mathcal{M}^{\text{outer}}, m)$ for $\pi' \leq \pi$ is *well-sliced* when $\mathcal{M}^{\text{inner}} \cup \mathcal{M}^{\text{outer}}$ is well-sliced.

For any circuit E , a E -indexed pseudo-configuration of the QMSIAM^{*} for $\pi' \leq \pi$ is a pseudo-distribution $\{C_s^{\mu_s}\}_{s \in @_0^* E}$ of well-sliced inner configurations for the QMSIAM^{*} for $\pi' \leq \pi$ such that:

- (1) for all $s \in @_0^* E$, $\mathcal{G}_{\text{right}}(C_s) = \mathcal{G}_s$;
- (2) if $\mathcal{G}_s = \mathcal{G}_t$, then $\mathcal{M}_s^{\text{inner}} = \mathcal{M}_t^{\text{inner}}$;
- (3) for all $s \in @_0^* E$, $\mathcal{L}_{\text{right}}(\mathcal{M}_s^{\text{inner}}) \subseteq \mathcal{L}^{\text{ite}}(E)$.

Whenever \mathcal{G} is an address in π' , the notion of parallel reduction $\mu \rightrightarrows_G^a \mu'$ for E -indexed pseudo-distributions of inner configurations of the QMSIAM^{*} can be defined in the same way as in the non-inner case.

Definition E.23 (inner configuration of the QCSIAM¹). An *inner configuration of the QCSIAM¹ for $\pi' \leq \pi$* is a tuple $(\pi' \leq \pi, \mathcal{M}^{\text{inner}} \cup \mathcal{M}^{\text{outer}}, E)$, such that

- $\mathcal{M}^{\text{inner}}$ is a set of tokens lying in positions of π' , while $\mathcal{M}^{\text{outer}}$ is a set of tokens lying in positions of π that are not in π' ;
- $(\pi', \mathcal{M}^{\text{inner}}, E)$ is a QCSIAM¹-configuration for π' .

The definition above implies that the circuit E acts over the space spanned by the tokens in $\mathcal{M}^{\text{inner}}$ only.

We also introduce notations for initial and final configurations:

Definition E.24 (initial and final configurations for the QMSIAM^{}).* Suppose $\pi' : \Delta \vdash N : A$ is a sub-derivation of $\pi : \Delta' \vdash M : A'$. An inner configuration $(\pi' \leq \pi, \mathcal{M}^{\text{inner}} \cup \mathcal{M}^{\text{outer}}, m)$ is said *initial for π'* , and noted $\text{Init}_{\text{QMSIAM}}(\pi' \leq \pi, \mathcal{M}^{\text{inner}} \cup \mathcal{M}^{\text{outer}}, m)$, if for any quantum+classical register m' for $\mathcal{M}^{\text{inner}}$, $(\pi', \mathcal{M}^{\text{inner}}, m')$ is an initial configuration for π' .

An inner configuration $(\pi' \leq \pi, \mathcal{M}^{\text{inner}} \cup \mathcal{M}^{\text{outer}}, m)$ is said *final for π'* , and noted $\text{Fin}_{\text{QMSIAM}}(\pi' \leq \pi, \mathcal{M}^{\text{inner}} \cup \mathcal{M}^{\text{outer}}, m)$, if for any quantum+classical register m' for $\mathcal{M}^{\text{inner}}$, $(\pi', \mathcal{M}^{\text{inner}}, m')$ is a final configuration for π' .

We introduce analogous notations for the circuit machine:

Definition E.25 (initial and final configurations for the QCSIAM[!]). Suppose $\pi' : \Delta \vdash N : A$ is a sub-derivation of $\pi : \Delta' \vdash M : A'$. An inner configuration $(\pi' \leq \pi, \mathcal{M}^{\text{inner}} \cup \mathcal{M}^{\text{outer}}, E)$ is said *initial for π'* , and noted $\text{Init}_{\text{QCSIAM}^!}(\pi' \leq \pi, \mathcal{M}^{\text{inner}} \cup \mathcal{M}^{\text{outer}}, E)$, if $(\pi', \mathcal{M}^{\text{inner}}, E)$ is an initial configuration for π' .

An inner configuration $(\pi' \leq \pi, \mathcal{M}^{\text{inner}} \cup \mathcal{M}^{\text{outer}}, E)$ is said *final for π'* , and noted $\text{Fin}_{\text{QCSIAM}^!}(\pi' \leq \pi, \mathcal{M}^{\text{inner}} \cup \mathcal{M}^{\text{outer}}, E)$, if $(\pi', \mathcal{M}^{\text{inner}}, E)$ is a final configuration for π' .

E.4 The Synchronous Reduction Type

Whenever \mathcal{G} is an address in π' , the notion of reduction $C \xrightarrow{\mathcal{G}}^a C'$ for inner configurations of the $\text{QCSIAM}^!$ can be defined in the same ways as in the non-inner case, except for a new case, corresponding to an application of the synchronous rule, that we define below:

Definition E.26 (synchronous reduction type). We introduce a fourth reduction type, called *synchronous*, given by tuples $a = (\mathcal{M}_0, \mathcal{M}_1)$, where for some rule in the underlying derivation as follows:

$$\frac{\pi_0 \quad \pi_1 \quad \pi_2}{\Sigma_1 \vdash N : \text{bit}^l \quad \Theta_1 \vdash P : A_1 \quad \Theta_2 \vdash Q : A_2} \quad (16)$$

$$\Sigma_2, \Theta_3 \vdash \text{if } N \text{ then } P \text{ else } Q : A_3$$

the tokens in \mathcal{M}_0 negatively saturate Θ_3, A_3 and the tokens in \mathcal{M}_1 positively saturate Θ_3, A_3 .

Given configurations C, C' for π , we say that there is a reduction of the $\text{QCSIAM}^!$ of asynchronous type $C \xrightarrow{\mathcal{G}}^a D$ at address \mathcal{G} if the derivation π contains a sub-derivation π' as in (16) and the following hold:

- $C = (\pi, \mathcal{M}, E)$, where $\mathcal{M}|_{\mathcal{G}} = (\mathcal{M}_{\Sigma, \text{bit}} \cup \mathcal{M}_{\Theta, A} \cup \mathcal{M}_{-\Sigma, \Theta, A}) \cup \mathcal{M}^\dagger$ and the following hold:
 - $\mathcal{M}_{\Sigma, \text{bit}}$, contains tokens within π_0 , including one over the conclusion bit^l ;
 - $\mathcal{M}_{\Theta, A}$ negatively saturates Θ_3, A_3 ;
 - \mathcal{M}^\dagger contains tokens outside Σ_2, Θ_3, A_3 .
- $C' = (\pi, \mathcal{N}, F)$, where $\mathcal{N}|_{\mathcal{G}} = (\mathcal{M}_{\Sigma, \text{bit}} \cup \mathcal{N}_{\Theta, A} \cup \mathcal{M}_{-\Sigma, \Theta, A}) \cup \mathcal{M}^\dagger$ and the following hold:
 - $\text{Init}_{\text{QCSIAM}^!}(\pi_1, \mathcal{M}_{\Theta, A}, -) \rightarrow^* \text{Fin}_{\text{QCSIAM}^!}(\pi_1, \mathcal{N}_{\Theta, A}^*, E_1)$, where $\mathcal{N}_{\Theta, A}^*$ contains the same tokens as $\mathcal{N}_{\Theta, A}$, but addresses are updated with labels from E_1 ,
 - $\text{Init}_{\text{QCSIAM}^!}(\pi_2, \mathcal{M}_{\Theta, A}, -) \rightarrow^* \text{Fin}_{\text{QCSIAM}^!}(\pi_2, \mathcal{N}_{\Theta, A}^{**}, E_2)$, where $\mathcal{N}_{\Theta, A}^{**}$ contains the same tokens as $\mathcal{N}_{\Theta, A}$, but addresses are updated with labels from E_2 ,
 - F is obtained from E via the replacement

$$E @ \mathcal{G} \mapsto E @ \mathcal{G}; ((\text{if } l \text{ then } \tau(E_1) \text{ else } \tau(E_2))).$$

E.5 The Simulation Theorem

We now introduce the simulation relation between inner configurations:

Definition E.27. Let π be a derivation, $\pi' \leq \pi$ be a sub-derivation of π and let E, F be extended circuits. Let ρ indicate a uniform distribution of quantum+classical registers, with underlying

environment L . We introduce a binary relation $\mathcal{S}_{\pi' \leq \pi}^\rho$ such that, for all E -indexed coherent pseudo-distribution $\mu = \{C_s^{\mu_s}\}_{s \in @_0^* E}$ of inner QMSIAM* configurations for $\pi' \leq \pi$, where $C_s = (\pi' \leq \pi, \mathcal{M}_s^{\text{inner}} \cup \mathcal{M}_s^{\text{outer}}, m_s)$, with $m_s = [L_s, Q_s, v_s]$, and for all inner QCSIAM¹ configuration for $\pi' \leq \pi$, $C' = (\pi' \leq \pi, \mathcal{M}^{\text{inner}} \cup \mathcal{M}^{\text{outer}}, F)$, $\mu \mathcal{S}_{\pi' \leq \pi}^\rho C'$ holds when the following hold:

(index) $E = F$,

(token) for all $s \in @_0^* E$, $\text{erase}(\mathcal{M}_s^{\text{inner}}) = \mathcal{M}^{\text{inner}}|_{\mathcal{G}_s}$;

(mixed state) for all $s \in @_0^* E$, $\mu_s \cdot \text{mix}(m_s) = (F^{\sharp s} \otimes I^{\text{outer}})(\text{mix}(\rho))$, where I^{outer} indicates the identity on all bits and qubits corresponding to tokens in $\mathcal{M}^{\text{outer}}$.

Observe that, when $\pi' = \pi$ and $\rho = \{m^1\}$, the binary relation $\mathcal{S}_{\pi' \leq \pi}^\rho$ coincides with \mathcal{R}_π^m .

When $\pi' \leq \pi$ is a subderivation, we let $\mu \rightrightarrows^{\pi'} \mu'$ (resp. $C \rightarrow^{\pi'} C'$) indicate a sequence of parallel reductions of the QMSIAM* (resp. of reductions of the QCSIAM¹) that only move tokens inside π' .

We have now set up all the ingredients to establish the simulation between the QMSIAM* and the QCSIAM¹.

THEOREM E.28 (THE QMSIAM* SIMULATES THE QCSIAM¹). *Let π' be a subderivation of π and suppose that all executions of the QCSIAM¹ over π terminate. Then, for all extended circuit E , E -indexed pseudo-distributions of inner configurations μ of the QMSIAM* for $\pi' \leq \pi$, for all inner configurations C of the QCSIAM¹ for $\pi' \leq \pi$, for all distributions of quantum+classical memories ρ , for all address $\mathcal{G} \in @_0 E$ and reduction type a ,*

$$\mu \mathcal{S}_{\pi' \leq \pi}^\rho C \text{ and } C \rightarrow_{\mathcal{G}}^a C' \Rightarrow \exists \mu' \text{ s.t. } \mu \rightrightarrows^{\pi'} \mu' \text{ and } \mu' \mathcal{S}_{\pi' \leq \pi}^\rho C'.$$

PROOF. We argue by induction on the “if-then-else-depth” of π' .

For all transitions $C \rightarrow C'$ of deterministic, choice or quasi-deterministic type, the claim can be proved as in the proof of Theorem D.35. Hence, we need only consider the case of a reduction $C \rightarrow C'$ of asynchronous type.

Following Definition E.26, let us suppose that C, C' are as follows:

- $C = (\pi' \leq \pi, \mathcal{M} \cup \mathcal{M}^{\text{outer}}, E)$ where \mathcal{M} contains the inner tokens and $\mathcal{M}|_{\mathcal{G}}$ is as in Definition E.26;
- $C' = (\pi' \leq \pi, \mathcal{N} \cup \mathcal{N}^{\text{outer}}, F)$ where \mathcal{N} contains the inner tokens and $\mathcal{N}|_{\mathcal{G}}$ and F are as in Definition E.26.

Further suppose that $\mu = \{C_s^{\mu_s}\}_{s \in @_0^* E}$, with $C_s = (\pi' \leq \pi, \mathcal{M}_s \cup \mathcal{M}^{\text{outer}}, m_s)$, where \mathcal{M}_s contains the inner tokens.

Our first goal is to define the pseudo-distribution $\mu' = \{D_t^{\mu'_t}\}_{t \in @_0^* F}$.

From the reduction $C \rightarrow_{\mathcal{G}}^a C'$ it follows that the tokens $\mathcal{M}|_{\mathcal{G}}$ at address \mathcal{G} in the QCSIAM¹ contain one token in the guard position bit^l . As a consequence, the circuit $E@_{\mathcal{G}}$ has a typing of the form $\Delta_1 \triangleright E \triangleright \text{bit}^l, \Delta_2$. Since an asynchronous reduction takes place in the QCSIAM¹, this means that the flag of the bit is off, meaning that the label (l, b) has not been added to the address \mathcal{G} (i.e. that \mathcal{G} does not contain (l, b) , for any $b \in \{0, 1\}$), cf. Remark E.15.

By the (token) condition we deduce that, for all $s \supseteq \mathcal{G}$, also the tokens \mathcal{M}_s in the QMSIAM* contain one token in the guard position bit^l . Moreover, the label l does not occur in either of the addresses \mathcal{G}, \mathcal{H} of these tokens: for \mathcal{G} this is a consequence of $\text{erase}(\mathcal{M}_s) = \mathcal{M}|_{\mathcal{G}}$; for \mathcal{H} , this follows from $\mathcal{L}_{\text{right}}(\mathcal{M}_s) \subseteq \mathcal{L}^{\text{ite}}(E)$ (cf. Definition E.13) and the fact that l cannot be in $\mathcal{L}^{\text{ite}}(E)$, because, if E contained some subcircuit if l then C_1 else C_2 , then l would be the output label of two distinct bits, which is impossible by construction. Therefore, by the assumption made in Remark E.15, the classical register in m_s must store a value (l, b_s) for the corresponding label.

For a context Γ and a polarity $\epsilon \in \{+, -\}$, let $|\Gamma^\epsilon|_{\text{qbit}}$ (resp. $|\Gamma^\epsilon|_{\text{bit}}$) indicate the number of positive atomic occurrences of qbits (resp. bits) in Γ , and let $|\Gamma^\epsilon| = |\Gamma^\epsilon|_{\text{qbit}} \cdot |\Gamma^\epsilon|_{\text{bit}}$.

Observe that, for all types A, B , a CPM morphism $\Phi : \llbracket \text{bit} \rrbracket \otimes \llbracket A \rrbracket \rightarrow \llbracket B \rrbracket$ is of the form

$$\Phi(x_1, x_2) : \llbracket A \rrbracket \times \llbracket A \rrbracket \rightarrow \llbracket B \rrbracket$$

since $\llbracket \text{bit} \rrbracket \otimes \llbracket A \rrbracket \simeq \llbracket A \rrbracket \times \llbracket A \rrbracket$. In particular, given that $\Theta \triangleright E_i \triangleright \Theta'$, for all $s \supseteq \mathcal{G}$, the morphism

$$\Phi := \left(\text{if } l \text{ then } \tau(E_1) \text{ else } \tau(E_2) \right)^{\#s} : \llbracket \Theta \rrbracket \times \llbracket \Theta \rrbracket \simeq \llbracket \text{bit} \rrbracket \otimes \llbracket \Theta \rrbracket \longrightarrow \llbracket \Theta' \rrbracket$$

recalling Equation (11), is given by

$$\Phi(x_1, x_2) = (1 - s(l))\Phi_1(x_1) + s(l)\Phi_2(x_2), \quad (17)$$

where $\Phi_1 = E_1^{\#s} = \tau(E_1)^{\#s}$ and $\Phi_2 = E_2^{\#s} = \tau(E_2)^{\#s}$.

Let us fix then some $s \in @_0^s E$ with $\mathcal{G}_s = \mathcal{G}$. Let us consider, for some $\ell \in \{1, 2\}$, the sub-derivation π_ℓ : by comparing the initial configurations we can check that we have

$$\{\text{Init}_{\text{QMSIAM}}(\pi_\ell \leq \pi, \mathcal{M}_s^{-\mathcal{G}}, m_s^*)^1\} \mathcal{S}_{\pi_\ell \leq \pi}^{m_s^*} \text{Init}_{\text{QCSIAM}}(\pi_\ell \leq \pi, \mathcal{M}|_{\mathcal{G}}^{-\mathcal{G}}, -),$$

where:

- the set of tokens $\mathcal{M}_s^{-\mathcal{G}}$ (resp. $\mathcal{M}|_{\mathcal{G}}^{-\mathcal{G}}$) is obtained from \mathcal{M}_s (resp. $\mathcal{M}|_{\mathcal{G}}$) by replacing the address \mathcal{G} with the empty set,
- the register m_s^* is obtained from m_s by removing the value (l, b_s) .

If the execution of $\text{Init}_{\text{QCSIAM}}(\pi_\ell \leq \pi, \mathcal{M}|_{\mathcal{G}}^{-\mathcal{G}}, -)$ reached a deadlock, one could similarly obtain a deadlock in the execution of $\text{Init}_{\text{QCSIAM}}(\pi_\ell \leq \pi, \mathcal{M}, -)$, and, a fortiori, in the execution of the QCSIAM^1 from the start. By applying the no-deadlock hypothesis, we deduce then that there exists a reduction sequence of the QCSIAM^1 leading to a π_ℓ -final configuration

$$\text{Fin}_{\text{QCSIAM}}(\pi_\ell \leq \pi, (\mathcal{M}_{\Sigma, \text{bit}}^{-\mathcal{G}, +\mathcal{L}(E_\ell)} \cup \mathcal{N}_{\Theta, A, \ell} \cup \mathcal{M}_{-\Sigma, \Theta, A}^{-\mathcal{G}, +\mathcal{L}(E_\ell)}) \cup \mathcal{M}^\dagger, E_\ell),$$

where:

- $\mathcal{N}_{\Theta, A, \ell}$ positively saturates Θ_3, A_3 and its tokens have an address containing only labels from E_ℓ (so it does not contain l);
- $\mathcal{M}_{\Sigma, \text{bit}}^{-\mathcal{G}, +\mathcal{L}(E_\ell)}$ is obtained from $\mathcal{M}_{\Sigma, \text{bit}}^{-\mathcal{G}}$ by duplicating the tokens following the addresses in $\mathcal{N}_{\Theta, A, \ell}$ (corresponding to labels in $\mathcal{L}^{\text{ite}^*}(E_\ell)$). More precisely, $\mathcal{M}_{\Sigma, \text{bit}}^{-\mathcal{G}, +\mathcal{L}} = \{(l', \sigma, \mathcal{H}) \mid (l', \sigma, \mathcal{G}) \in \mathcal{M}_{\Sigma, \text{bit}} \text{ and } \exists l'' \exists \tau (l'', \tau, \mathcal{H}) \in \mathcal{N}_{\Theta, A, \ell}\}$;
- $\mathcal{M}_{-\Sigma, \Theta, A}^{-\mathcal{G}, +\mathcal{L}(E_\ell)}$ is defined similarly.

By applying the induction hypothesis to π_ℓ a finite number of times, we deduce that there exists a reduction sequence of the QMSIAM^* leading from $\text{Init}_{\text{QMSIAM}}(\pi_\ell \leq \pi, \mathcal{M}_s^{-\mathcal{G}}, m_s^*)$ to some E_ℓ -indexed pseudo-distribution of π_ℓ -final configurations $v_{s, \ell} = \{\mathcal{B}_{s, \ell, t}^{v_{s, \ell, t}}\}_{t \in @_0^* E_\ell} = \{\text{Fin}_{\text{QMSIAM}}(\pi_\ell \leq \pi, \mathcal{P}_{s, \ell, t}^{-\mathcal{G}, +\mathcal{L}(E_\ell)}, r_{s, \ell, t})^{v_{s, \ell, t}}\}_{t \in @_0^* E_\ell}$, where $\mathcal{P}_{s, \ell, t}^{-\mathcal{G}, +\mathcal{L}(E_\ell)}, r_{s, \ell, t}$ is a set of tokens whose addresses do not contain \mathcal{G} but contain labels from E_ℓ . In other words, we have:

$$\left\{ \text{Init}_{\text{QMSIAM}}(\pi_\ell \leq \pi, \mathcal{M}_s^{-\mathcal{G}}, m_s^*)^1 \right\} \Rightarrow^{\pi_\ell} \left\{ \text{Fin}_{\text{QMSIAM}}(\pi_\ell \leq \pi, \mathcal{P}_{s, \ell, t}^{-\mathcal{G}, +\mathcal{L}(E_\ell)}, r_{s, \ell, t})^{v_{s, \ell, t}} \right\}_{t \in @_0^* E_\ell}, \quad (18)$$

as well as

$$\left\{ \text{Fin}_{\text{QMSIAM}}(\pi_\ell \leq \pi, \mathcal{P}_{s, \ell, t}^{-\mathcal{G}, +\mathcal{L}(E_\ell)}, r_{s, \ell, t})^{v_{s, \ell, t}} \right\}_{t \in @_0^* E_\ell} \mathcal{S}_{\pi}^{m_s^*} \text{Fin}_{\text{QCSIAM}}(\pi_\ell \leq \pi, (\mathcal{M}_{\Sigma, \text{bit}}^{-\mathcal{G}, +\mathcal{L}(E_\ell)} \cup \mathcal{N}_{\Theta, A, \ell} \cup \mathcal{M}_{-\Sigma, \Theta, A}^{-\mathcal{G}, +\mathcal{L}(E_\ell)}) \cup \mathcal{M}^\dagger, E_\ell). \quad (19)$$

This implies that for any $t \in @_0^* E_\ell$, the $(\text{erase}(-)$ of the) tokens in $\mathcal{P}_{s,\ell,t}^{-\mathcal{G},+\mathcal{L}(E_\ell)}$ coincide with the tokens in $\mathcal{M}_{\Sigma,\text{bit}}^{-\mathcal{G},+\mathcal{L}(E_\ell)} \cup \mathcal{N}_{\Theta,A,\ell} \cup \mathcal{M}_{-\Sigma,\Theta,A}^{-\mathcal{G},+\mathcal{L}(E_\ell)} \cup \mathcal{M}^\dagger$ of address \mathcal{G}_t . Moreover, it also implies the following equation, for all $t \in @_0^* E_\ell$:

$$(\text{Id}_{\Sigma,\text{bit}} \otimes E_\ell^{\#t} \otimes \text{Id}_{-\Sigma,\Theta,A} \otimes \text{Id}_{\mathcal{M}^\dagger})(\text{mix}(m_s^*)) = v_{s,\ell,t} \cdot \text{mix}(r_{s,\ell,t}). \quad (20)$$

We are now going to apply four transformations to the execution (18):

(1) by adding the address \mathcal{G} to all tokens we obtain a reduction

$$\{\text{Init}_{\text{QMSIAM}}(\pi_\ell \leq \pi, \mathcal{M}_s, m_s^*)^1\} \Rightarrow^{\pi_\ell} \left\{ \text{Fin}_{\text{QMSIAM}} \left(\pi_\ell \leq \pi, \mathcal{P}_{s,\ell,t}^{+\mathcal{G},+\mathcal{L}(E_\ell)}, r_{s,\ell,t} \right)^{v_{s,\ell,t}} \right\}_{t \in @_0^* E_\ell};$$

where $\mathcal{P}_{s,\ell,t}^{+\mathcal{G},+\mathcal{L}(E_\ell)}$ is obtained from $\mathcal{P}_{s,\ell,t}^{-\mathcal{G},+\mathcal{L}(E_\ell)}$ by adding the (left) address \mathcal{G} to all its tokens.

(2) By applying Lemma E.16 we obtain a reduction

$$\{\text{Init}_{\text{QMSIAM}}(\pi_\ell \leq \pi, \mathcal{M}_s, m_s^*)^1\} \Rightarrow^{\pi_\ell} \left\{ \text{Fin}_{\text{QMSIAM}} \left(\pi_\ell \leq \pi, \mathcal{P}_{s,\ell,t}^{+\mathcal{G},-\mathcal{L}(E_\ell)}, r_{s,\ell,t} \right)^{v_{s,\ell,t}} \right\}_{t \in @_0^* E_\ell},$$

where $\mathcal{P}_{s,\ell,t}^{+\mathcal{G},-\mathcal{L}(E_\ell)}$ is obtained from $\mathcal{P}_{s,\ell,t}^{+\mathcal{G},+\mathcal{L}(E_\ell)}$ by pushing all values (l', b') from labels of E_ℓ to the right address. Observe that the left address of all tokens in $\mathcal{P}_{s,\ell,t}^{+\mathcal{G},-\mathcal{L}(E_\ell)}$ is now \mathcal{G} .

(3) Finally, by applying the pruning lemma (Lemma E.18), we obtain an injective function $h_s : @_0^s \tau(E_\ell) \rightarrow @_0^s E_\ell$ and a pruned reduction

$$\{\text{Init}_{\text{QMSIAM}}(\pi_\ell \leq \pi, \mathcal{M}_s, m_s^*)^1\} \Rightarrow_p^{\pi_\ell} \left\{ \text{Fin}_{\text{QMSIAM}} \left(\pi_\ell \leq \pi, \mathcal{P}_{s,\ell,h_s(u)}^{+\mathcal{G},-\mathcal{L}(E_\ell)}, r_{s,\ell,h_s(u)} \right)^{v_{s,\ell,h_s(u)}} \right\}_{u \in @_0^s \tau(E_\ell)}.$$

Now, recall that the register m_s stores a value (l, b_s) for the label l . By applying a reduction of pruned pseudo-deterministic type followed by the reduction above we obtain then a parallel reduction $\mu \Rightarrow^{\pi'} \mu'$, with

$$\begin{aligned} \mu' &= \{\mathcal{D}_t^{\mu'}\}_{t \in @_0^s F} \\ &:= \left\{ \text{Fin}_{\text{QMSIAM}} \left(\pi' \leq \pi, \mathcal{P}_{s,b_s,u}^{+\mathcal{G},-(l,b_s),-\mathcal{L}(E_{b_s})}, r_{s,b_s,h_s(u)} \right)^{\mu_s \cdot v_{s,b_s,t}} \right\}_{s \supseteq \mathcal{G}, u \in @_0^s \tau(E_{b_s})} + \left\{ C_s^{\mu_s} \right\}_{s \not\supseteq \mathcal{G}} \end{aligned} \quad (21)$$

where $\mathcal{P}_{s,\ell,u}^{+\mathcal{G},-(l,\ell),-\mathcal{L}(E_\ell)}$ is obtained from $\mathcal{M}_{s,\ell,h_s(u)}^{+\mathcal{G},-\mathcal{L}(E_\ell)}$ by adding (l, ℓ) to the right address of each token. Observe that, from Lemma E.10 it follows that the index set for the right-hand pseudo-distributions above is precisely $@_0^s F$. This concludes our argument that the parallel reduction $\mu \Rightarrow^{\pi'} \mu'$ is well-defined.

Our final goal is to show that $\mu' \mathcal{S}_{\pi' \leq \pi}^p C'$. The previous argument ensures that the (index) condition holds. For the (token) condition, first recall that, from the QCSIAM¹-configurations, for $\ell = 0, 1$,

$$\text{Fin}_{\text{QCSIAM}^1} \left(\pi_\ell \leq \pi, \left(\mathcal{M}_{\Sigma,\text{bit}}^{-\mathcal{G},+\mathcal{L}(E_\ell)} \cup \mathcal{N}_{\Theta,A,\ell} \cup \mathcal{M}_{-\Sigma,\Theta,A}^{-\mathcal{G},+\mathcal{L}(E_\ell)} \right) \cup \mathcal{M}^\dagger, E_\ell \right),$$

the application of the synchronous rule yields the configuration $\mathcal{D} := \text{Fin}_{\text{QCSIAM}^1}(\pi' \leq \pi, \mathcal{N}, F)$, where

$$\mathcal{N}|_{\mathcal{G}} = \left(\mathcal{M}_{\Sigma,\text{bit}} \cup \mathcal{N}_{\Theta,A}^{+\mathcal{G},-\mathcal{L}(E_\ell)} \cup \mathcal{M}_{-\Sigma,\Theta,A} \right) \cup \mathcal{M}^\dagger,$$

and $\mathcal{N}_{\Theta,A}^{+\mathcal{G},-\mathcal{L}(E_\ell)} = \{(l', \sigma, \mathcal{G}) \mid \exists \mathcal{H} (l', \sigma, \mathcal{H}) \in \mathcal{N}_{\Theta,A,\ell}, \ell \in \{0, 1\}\}$.

By the (token) condition for (19) we deduce that, for all $u \in @_0^s \tau(E_\ell)$,

$$\text{erase} \left(\mathcal{P}_{s,\ell,h_s(u)}^{-\mathcal{G},+\mathcal{L}(E_\ell)} \right) = \left(\mathcal{M}_{\Sigma,\text{bit}}^{-\mathcal{G},+\mathcal{L}(E_\ell)} \cup \mathcal{N}_{\Theta,A,\ell} \cup \mathcal{M}_{-\Sigma,\Theta,A}^{-\mathcal{G},+\mathcal{L}(E_\ell)} \cup \mathcal{M}^\dagger \right) \Big|_{\mathcal{G}_{h_s(u)}}.$$

Observing that $\mathcal{N}_{\Theta, A, \ell}$ only contains copies of the tokens in the positive positions of $\Theta \vdash A$ (one copy for each address $\mathcal{H} \in @_{\emptyset}^s(E_{\ell})$), and that $\mathcal{M}_{\Sigma, \text{bit}}^{+\mathcal{G}, -\mathcal{L}(E_{\ell})}$ contain copies of the tokens in $\mathcal{M}_{\Sigma, \text{bit}}$ (one copy for each address $\mathcal{H} \in @_{\emptyset}^s(E_{\ell})$), and similarly for $\mathcal{M}_{-\Sigma, \Theta, A}^{+\mathcal{G}, -\mathcal{L}(E_{\ell})}$, we deduce that

$$\text{erase} \left(\mathcal{P}_{s, \ell, h_s(u)}^{+\mathcal{G}, -\mathcal{L}(E_{\ell})} \right) = \mathcal{M}_{\Sigma, \text{bit}} \cup \mathcal{N}_{\Theta, A, \ell}^{+\mathcal{G}, -\mathcal{L}(E_{\ell})} \cup \mathcal{M}_{-\Sigma, \Theta, A} \cup \mathcal{M}^{\dagger},$$

and thus, finally, for all $t \in @_{\emptyset}^s F$ with $t = s \cup u \supseteq \mathcal{G}$,

$$\text{erase}(\mathcal{N}_t) = \text{erase} \left(\mathcal{P}_{s, \ell, h_s(u)}^{+\mathcal{G}, -\mathcal{L}(E_{\ell})} \right) = \mathcal{M}_{\Sigma, \text{bit}} \cup \mathcal{N}_{\Theta, A, \ell}^{+\mathcal{G}, -\mathcal{L}(E_{\ell})} \cup \mathcal{M}_{-\Sigma, \Theta, A} \cup \mathcal{M}^{\dagger} = \mathcal{N}|_{\mathcal{G}} = \mathcal{N}|_{\mathcal{G}_t}.$$

To conclude it remains to check the (mixed state) condition. For this, we need to check that, for all $s \supseteq \mathcal{G}$ and $u \in @_{\emptyset}^s \tau(E_{b_s})$,

$$(F^{\sharp(s \cup u)} \otimes \text{Id}^{\text{outer}})(\text{mix}(\rho)) = \mu_s \cdot \nu_{s, \ell, h_s(u)} \cdot \text{mix}(r_{s, b_s, h_s(u)}), \quad (22)$$

observing that, by hypothesis, and by (19), we have, for all $s \in @_{\emptyset}^s E$, $\ell = 0, 1$ and $t \in @_{\emptyset}^s E_{\ell}$,

$$\mu_s \cdot \text{mix}(m_s) = (E^{\sharp s} \otimes \text{Id}^{\text{outer}})(\text{mix}(\rho)) \quad (23)$$

$$\nu_{s, \ell, t} \cdot \text{mix}(r_{s, \ell, t}) = (E_{\ell}^{\sharp t} \otimes \text{Id}^{\text{outer}})(\text{mix}(m_s^*)). \quad (24)$$

Recall that F is obtained from E by replacing the leaf $E@G$ by $E@G$; if l then $\tau(E_0)$ else $\tau(E_1)$. We have then that

$$F^{\sharp(s \cup u)} = F^{\sharp(s \cup \{(l, 0)\} \cup u)} + F^{\sharp(s \cup \{(l, 1)\} \cup u)} = E_0^{\sharp u} \circ \pi_0^l \circ E^{\sharp s} + E_1^{\sharp u} \circ \pi_1^l \circ E^{\sharp s}.$$

Observing that $\pi_{b_s}^l \circ \text{mix}(m_s) = \text{mix}(m_s^*)$ and that $\pi_{1-b_s}^l \circ \text{mix}(m_s) = 0$, we can compute:

$$\begin{aligned} (F^{\sharp(s \cup u)} \otimes \text{Id})(\text{mix}(\rho)) &= \left((E_0^{\sharp u} \circ \pi_0^l \circ E^{\sharp s} + E_1^{\sharp u} \circ \pi_1^l \circ E^{\sharp s}) \otimes \text{Id} \right) (\text{mix}(\rho)) \\ &= \left((E_0^{\sharp u} \otimes \text{Id})(\pi_0^l \otimes \text{Id}) + (E_1^{\sharp u} \otimes \text{Id})(\pi_1^l \otimes \text{Id}) \right) (E^{\sharp s} \otimes \text{Id})(\text{mix}(\rho)) \\ &\stackrel{(23)}{=} \mu_s \cdot \left((E_0^{\sharp u} \otimes \text{Id})(\pi_0^l \otimes \text{Id}) + (E_1^{\sharp u} \otimes \text{Id})(\pi_1^l \otimes \text{Id}) \right) (\text{mix}(m_s)) \\ &= \mu_s \cdot (E_{b_s}^{\sharp u} \otimes \text{Id})(\text{mix}(m_s^*)) \\ &\stackrel{(24)}{=} \mu_s \cdot \nu_{s, b_s, h_s(u)} \cdot \text{mix}(r_{s, b_s, h_s(u)}). \end{aligned}$$

□

Similarly to how we did for Theorem D.35 and the QCSIAM, relying on the bisimulation between the QMSIAM and the QMSIAM^{*} (Proposition E.21) and on the simulation between the QCSIAM[!] and the QMSIAM^{*} (Theorem E.28), we can now deduce the following soundness result:

THEOREM E.29 (SOUNDNESS OF THE QCSIAM[!] WRT TO THE QMSIAM). *Let $\pi : \vdash M : A$ be a Boolean typing derivation and suppose that the QCSIAM[!] produces, over π , the final configuration $(\pi, \text{PSN}(\mathcal{M}), E)$. Then, for any quantum+classical register m , the QMSIAM over π and m produces a E -indexed pseudo-distribution $\mu = \{C_s^{\mu_s}\}_{s \in @^s E}$ of final configurations such that $\llbracket E \rrbracket(\text{mix}(m)) = \text{mix}(\mu)$.*

E.6 Termination and Unicity of the Normal Form for the Synchronous rule

Similarly to how we did for the QCSIAM, we will deduce termination and confluence properties for the QCSIAM[!] from its simulation via the QMSIAM.

THEOREM E.30. *Given a type derivation $\pi : \Delta \vdash M : A$, the QCSIAM[!] terminates on $\text{Init}_{\text{QCSIAM}}(\pi)$. Moreover, it terminates in a final configuration.*

PROOF. The proof is the same as for Theorem D.38, except that we use Theorem E.28. \square

LEMMA E.31. *Let E, F, F' be extended circuits. Let π be a derivation and $\pi' \leq \pi$ a subderivation of π . For all inner QCSIAM^l configurations C_1, C_2 for $\pi' \leq \pi$ with extended circuit F and F' , for all E -indexed coherent pseudo-distribution μ of inner QMSIAM* configurations for $\pi' \leq \pi$, if, for all distribution of quantum + classical registers ρ , $\mu \cdot \mathcal{S}_\pi^\rho C_1$ and $\mu \cdot \mathcal{S}_\pi^\rho C_2$ both hold, then $C_1 \equiv C_2$.*

PROOF. The proof is similar to Lemma D.40. \square

While we do not give a proof of confluence, we can however show that, starting from the initial configuration, if we reach two different final configurations then they must be equivalent:

THEOREM E.32 (UNICITY OF FINAL CONFIGURATION MODULO EQUIVALENCE). *Given a type derivation $\pi : \Delta \vdash M : A$, such that we have two runs from $\text{Init}_{\text{QCSIAM}}(\pi)$ to the two final configurations C_1 and C_2 , then $C_1 \equiv C_2$.*

PROOF. By definition of $\text{Init}_{\text{QCSIAM}}(\pi)$, we know that, for all quantum+classical register m , we have $\text{Init}_{\text{QMSIAM}}(\pi) \cdot \mathcal{S}_\pi^m \text{Init}_{\text{QCSIAM}}(\pi)$. Now, by our hypothesis, $\text{Init}_{\text{QCSIAM}}(\pi)$ reduces to both final configurations C_1 and C_2 . By Theorem E.28 we know that $\text{Init}_{\text{QMSIAM}}(\pi)$ reduces to two final configurations $\mathcal{D}_1, \mathcal{D}_2$ such that $\mathcal{D}_1 \cdot \mathcal{S}_\pi^m C_1$ and $\mathcal{D}_2 \cdot \mathcal{S}_\pi^m C_2$. By confluence of QMSIAM* we have that $\mathcal{D}_1 = \mathcal{D}_2$. We can then conclude by Lemma E.31 \square

F Type System for Synchronous Compilation

PROOF OF PROPOSITION 6.1. To prove the first direction, let us suppose that \mathcal{G}_π contains a cycle and take nodes i, j such that $i \rightarrow^* j \rightarrow^* i$. Observe first that either i or j has to be an if-then-else rule. Indeed, if both i and j are either a gate axiom or an axiom $\mathbb{A}_i \vdash \mathbb{A}_i$ coming from an identity axiom, then from the cycle above we deduce the existence of a cyclic token path in the derivation, which is impossible. Let us suppose then, w.l.o.g., that i is an if-then-else rule. Then there exists a negative position in the conclusion of i that waits from a token coming from a positive position in the conclusion of j , yet this token may only arrive after all negative positions in the conclusion of j are saturated, and this in turn requires a token to arrive from a positive position in the conclusion of i : we have thus reached a deadlock.

For the converse direction, let us suppose that \mathcal{G}_π is acyclic; let n be the depth of π , that is, the maximum number of nested if-then-else rules (when two if-then-else rules are nested if one occurs in a sub-derivation whose conclusion is either the second or third premiss of the other); for any node i of π , let $K(i)$ be the maximum $k \in \mathbb{N}$ such that \mathcal{G}_π contains a path of the form $j_1 \rightarrow \dots \rightarrow j_k \rightarrow i$ (this maximum is well-defined thanks to the acyclicity of \mathcal{G}_π).

We show, by induction on the depth n , that tokens starting from the negative positions in the conclusion of π and unit axioms reach, after a finite number of steps, all positive positions in the conclusion of π :

- $n = 0$: then π contains no if-then-else rule: here we can simply conclude recalling the fact that, in the absence of if-then-else, GoI always terminates with the tokens reaching all positive positions in the conclusion of π ;
- $n > 0$: we prove the following claim:
(C) For any synchronization node i at depth 0, all negative positions in the conclusion of i are reached after a finite number of steps.

From claim (C) the conclusion follows by applying the induction hypothesis: if i is an if-then-else rule, and its negative positions are saturated, by IH we deduce that the tokens reach the positive positions in the conclusion of the sub-derivations, of depth $< n$, with conclusion the second and third premiss of i , and thus that the positions of i are saturated; if i is a gate

or axiom rule, then tokens freely transit from negative to positive positions. We can thus conclude that tokens reach all positive positions in the conclusion of any synchronization point at depth 0, and must then reach all positive positions in the conclusion of π .

We prove claim (C) by induction on $K(i)$:

- $K(i) = 0$: take a negative position in the conclusion of i , and consider the path starting from it backwards; we claim that either the path reaches a negative position in the conclusion of π , or it reaches a unit axiom. Indeed, the only alternative is that the path starts “going down” in the derivation and then “turns up”, finally reaching some synchronization point j , but this would imply then that the edge $j \rightarrow i$ belongs to \mathcal{G}_π , against the induction hypothesis. We conclude then that the negative position is reached by a simple path starting from the conclusion of π or a unit axiom.
- $K(i) > 0$: let j_1, \dots, j_q be all synchronization points such that \mathcal{G}_π contains an edge $j_\ell \rightarrow i$; by arguing as in the previous case, we deduce that all negative positions of i are reached by a simple path coming from either a negative position in the conclusion of π , either a unit axiom, or some positive position in the conclusions of j_1, \dots, j_q . By the sub-induction hypothesis all negative positions in j_1, \dots, j_q are reached after a finite number of steps; for each j_ℓ that is not an if-then-else rule, this immediately implies that the tokens move, in one further step, onto the positive positions of j_ℓ ; if j_ℓ is an if-then-else rule, we can conclude the same by applying the induction hypothesis, since the second and third premiss of j_ℓ are conclusions of sub-derivation of depth $< n$. We can thus conclude that all negative positions of i are finally reached.

□

PROOF OF THEOREM 6.4. We suppose that the indexing of rules is the same for the definition of $\mathcal{G}_{|\pi|}$ and the colored type derivation. Under this hypothesis we will actually prove an equality $\mathcal{G}_{|\pi|} = \mathcal{G}$, rather than just an isomorphism $\mathcal{G}_{|\pi|} \simeq \mathcal{G}$.

By induction on the typing rules we prove the following claims:

- i. for any negative position σ in the conclusion of π , σ has color i iff there exists a simple path from σ to a negative position in i ;
- ii. for any positive position σ in the conclusion of π , σ has color i iff there exists a simple path from a positive position in i to σ ;
- iii. $\mathcal{G}_{|\pi|} = \mathcal{G}$.

We only consider the two main cases:

- the last rule of π is an application:

$$\frac{\begin{array}{c} \pi_1 \\ \vdots \\ \Delta \vdash^{\mathcal{G}_1} M : A \multimap B \end{array} \quad \begin{array}{c} \pi_2 \\ \vdots \\ \Gamma \vdash^{\mathcal{G}_2} N : A' \end{array} \quad |A| = |A'|}{\Delta, \Gamma \vdash^{\mathcal{G}_1 \cup \mathcal{G}_2 \cup \mathcal{M}_{A,A'}} MN : B}$$

- i. a negative position σ in B can only move upwards to the corresponding negative position σ' in π_1 ; by IH σ has color i iff there exists a simple path in π_1 to a negative position in some synchronization point i of π_1 ; since no simple path from σ can enter π_2 we can conclude that σ has color i iff there exists a simple path in π to a negative position in some synchronization point i of π .
- ii. One can argue similarly to the case above.
- iii. By induction hypothesis we have $\mathcal{G}_1 = \mathcal{G}_{|\pi_1|}$ and $\mathcal{G}_2 = \mathcal{G}_{|\pi_2|}$. Observe that a simple path in π is either a simple path in π_1 , a simple path in π_2 , or a simple path $\sigma_0, \dots, \sigma, \tau, \dots, \tau_1$,

where σ_0, \dots, σ is a simple path from some synchronization point i in π_1 to some position σ in A (which must have color i by IH), τ, \dots, τ_1 is a simple path from some synchronization point j in π_2 to the corresponding position τ in A' (which has color j by IH); notice that one of the following holds: either σ is positive in A (hence negative in $A \multimap B$), and τ is positive in A' , or σ is negative in A (hence positive in $A \multimap B$) and τ is negative in A' . This implies then that $i \rightarrow j \in \mathcal{M}_{A,A'}$ and, more generally that any edge $i \rightarrow j \in \mathcal{G}_{|\pi|}$ belongs to either $\mathcal{G}_1, \mathcal{G}_2$ or $\mathcal{M}_{A,A'}$, i.e. that $\mathcal{G}_{|\pi|} \subseteq \mathcal{G}_1 \cup \mathcal{G}_2 \cup \mathcal{M}_{A,A'}$. Conversely, given $i \rightarrow j \in \mathcal{M}_{A,A'}$, there are two possibilities: either i is the color of some positive position σ in A (hence negative in $A \multimap B$), and j is the color of some positive position τ in A' , or i is the color of some negative position σ in A (hence positive in $A \multimap B$) and j is the color of some negative position τ in A' . By IH we deduce that, in either cases there exists a simple path $\sigma_0, \dots, \sigma, \tau, \dots, \tau_1$, connecting a synchronization point i in π_1 to a synchronization point j in π_2 , and thus $i \rightarrow j \in \mathcal{G}_{|\pi|}$. We conclude then $\mathcal{G}_1 \cup \mathcal{G}_2 \cup \mathcal{M}_{A,A'} \subseteq \mathcal{G}_{|\pi|}$.

- The last rule of π is an if-then-else:

$$\frac{\begin{array}{ccc} \pi_1 & \pi_2 & \pi_3 \\ \vdots & \vdots & \vdots \\ \Delta \vdash^{\mathcal{G}_1} M : \text{bit}^j & \Gamma^{\mathcal{G}_2} \vdash N : A & \Gamma' \vdash^{\mathcal{G}_3} P : A' \end{array} \quad |\Gamma| = |\Gamma'|, |A| = |A'|}{\Delta, |\Gamma|^i \vdash^{\mathcal{G}_1 \cup \mathcal{G}_2 \cup \mathcal{G}_3 \cup \{i\}} \text{if } M \text{ then } N \text{ else } P : |A|^i} \quad (i)$$

Conditions i. and ii. are trivially verified for a position σ in either Γ or B , and follow from the induction hypothesis applied to π_1 for a position σ in Δ .

For condition iii. we have, by IH, $\mathcal{G}_1 = \mathcal{G}_{|\pi_1|}$, $\mathcal{G}_2 = \mathcal{G}_{|\pi_2|}$, $\mathcal{G}_3 = \mathcal{G}_{|\pi_3|}$. Observe that a simple path in π can only be a simple path in π_1, π_2 or π_3 or a trivial path with no edge in a position inside i . We conclude then that $\mathcal{G}_{|\pi|} = \mathcal{G}_{|\pi_1|} \cup \mathcal{G}_{|\pi_2|} \cup \mathcal{G}_{|\pi_3|} \cup \{i\} = \mathcal{G}_1 \cup \mathcal{G}_2 \cup \mathcal{G}_3 \cup \{i\}$.

□