

# First Dark Matter Limits from a Large-Mass, Low-Background Superheated Droplet Detector

J.I. Collar<sup>a,b,\*</sup>, J. Puibasset<sup>a</sup>, T.A. Girard<sup>c</sup>, D. Limagne<sup>a</sup>, H.S. Miley<sup>d</sup> and G. Waysand<sup>a</sup>

<sup>a</sup>*Groupe de Physique des Solides (UMR CNRS 75-88), Universités Paris 7 & 6, 75251 Paris Cedex 05, France*

<sup>b</sup>*CERN, EP Division, CH-1211 Geneve 23, Switzerland*

<sup>c</sup>*Centro de Física Nuclear, Universidade de Lisboa, 1649-003 Lisbon, Portugal*

<sup>d</sup>*Pacific Northwest National Laboratory, Richland, WA 99352, USA*

We report on the fabrication aspects and calibration of the first large active mass ( $\sim 15$  g) modules of SIMPLE, a search for particle dark matter using Superheated Droplet Detectors (SDDs). While still limited by the statistical uncertainty of the small data sample on hand, the first weeks of operation in the new underground laboratory of Rustrel-Pays d'Apt already provide a sensitivity to axially-coupled Weakly Interacting Massive Particles (WIMPs) competitive with leading experiments, confirming SDDs as a convenient, low-cost alternative for WIMP detection.

PACS number(s): 95.35.+d, 29.40.-n, 05.70.Fh

\* Corresponding author. E-mail: Juan.Collar@cern.ch

The rupture of metastability by radiation has been historically exploited as a method for particle detection. Perhaps its most successful application is the Bubble Chamber, where ionizing particles deposit enough local energy in a superheated liquid to produce vaporization along their wake. Apfel extended this concept in the form of Superheated Droplet Detectors [1] (SDDs, a.k.a. Bubble Detectors), in which small drops (radius  $\sim 10 \mu m$ ) of the liquid are uniformly dispersed in a gel or viscoelastic medium. In a SDD the gel matrix isolates the fragile metastable system from vibrations and convection currents, while the smooth liquid-liquid interfaces impede the continuous triggering on surface impurities that occurs in the walls and gaskets of even the cleanest bubble chambers. As a result, the lifetime of the superheated system is extended to the point that new practical applications are possible; the nucleated visible bubbles remain fixed in the SDD gel and provide a direct reading of the radiation exposure, making SDDs increasingly popular in the last decade as personnel neutron dosimeters.

In the moderately superheated industrial refrigerants used in SDDs, bubbles can be produced only by particles having elevated stopping powers ( $dE/dx \gtrsim 200 \text{ keV}/\mu m$ ) such as low energy nuclear recoils. This is understood in the framework of Seitz's classical "thermal spike" model [2]: for the transition to occur, a vapor nucleus of radius  $> r_c$  must be created, while only the energy deposited along a distance comparable to this critical radius  $r_c$  is available for its formation. Hence, a double threshold is imposed: the requirement that the deposited energy  $E$  be larger than the thermodynamical work of formation of the critical nucleus,  $E_c$ , and that this energy be lost by the particle over a distance  $O(r_c)$ , i.e., a minimum stopping power. Formally expressed this becomes [3,4]:

$$\begin{aligned} E &> E_c = 4\pi r_c^2 \gamma / 3\epsilon \\ dE/dx &> E_c / ar_c, \end{aligned} \quad (1)$$

where  $r_c = 2 \gamma / \Delta P$ ,  $\gamma(T)$  is the surface tension,  $\Delta P = P_V - P$ ,  $P_V(T)$  is the vapor pressure,  $P$  and  $T$  are the operating pressure and temperature,  $\epsilon$  varies in the range  $[0.02, 0.06]$  for different liquids [4,5], and  $a(T) \sim O(1)$  [6].

The second condition in Eq. (1) can be exploited to avoid the background from ubiquitous minimum-ionizing radiation that plagues some rare-event searches. In the particular case of experiments aiming to detect WIMP-induced nuclear recoils (WIMPs can comprise a large fraction of the galactic dark matter [7]), SDDs of active mass  $O(1)\text{kg}$  can in principle considerably extend the present experimental sensitivity [8]. The low interaction rate expected from these particles ( $< 10$  recoils/kg target mass/day), together with the modest active mass of commercially available SDDs ( $\sim 0.03$  g refrigerant/dosimeter) lead us to develop a large-volume (80 l) pressure reactor dedicated to SDD production. Able to withstand 60 atm, it houses a variable-speed magnetic stirrer, heating and cooling elements and micropumps for the addition of catalysts (thermally-reversible food gels are nevertheless favored due to safety concerns in the handling of large volumes of synthetic monomers). The fabrication of 1 l SDD modules containing up to 3% in superheated liquid starts with the preparation of a suitable gel matrix; the constituent materials must be carefully selected and processed in order to avoid alpha emitters, the only internal radioactive contaminants of concern [8]. A still with all contact parts made of quartz and teflon is used to produce high-purity bidistilled water. Unfortunately, a very precise density matching between the matrix and refrigerant is needed to obtain a uniform droplet dispersion, making water-based gels inadequate unless large fractions of inorganic salts are added, which can unbalance the chemistry of the composite and contribute an undesirable concentration of alpha-emitters [9]. We find that glycerol is for this and other reasons an additive of choice. It is purified using a bed of pre-eluted

ion-exchanging resin specifically targeted at actinide removal. The gelating agent and polymer additives are similarly washed in a resin bath. All components are forced through  $0.2\ \mu\text{m}$  filters to remove motes that might act as nucleation centers. The resulting mixture is outgassed and maintained in the reactor above its gelation temperature. The refrigerant is single-distilled prior to its incorporation to this solution at a pressure well above  $P_V(T)$ , to avoid boiling during the vigorous stirring that follows. After a uniform dispersion of droplets is obtained, cooling, setting and step-wise adiabatic decompression produce the delicate entanglement of superheated liquid and thermally-reversible gel that makes up the SDD. Practical precautions, to be described elsewhere, go into producing stable modules. The detectors are refrigerated and pressurized under 4 atm during storage and transportation, to inhibit their response to environmental neutrons.

SDDs can bypass the listed problems associated to a former [10] bubble chamber WIMP search proposal, but are not devoid of their own idiosyncrasies. For instance, the solubility of hydrogen-free refrigerant liquids in water-based gels is small (e.g.,  $0.002\ \text{mol/kg bar}$  for R-12,  $\text{CCl}_2\text{F}_2$ ), yet sufficient to produce unchecked bubble growth via permeation after just a few days of continuous SDD operation. The engorged bubbles ultimately lead to fractures, spurious nucleations and depletion of the superheated liquid (existing commercial SDDs are designed for few hours of exposure before recompression, a cycle that can be repeated a limited number of times). To achieve the long-term SDD stability needed for a WIMP search, a multiple strategy is employed: fracture formation can be greatly delayed under a moderate  $P \sim 2\ \text{atm}$ , or by choosing refrigerants with the lowest possible solubility in the matrix ( $\sim 0.0003\ \text{mol/kg bar}$  for R-115,  $\text{C}_2\text{ClF}_5$ ). Structure-making inorganic salts are able to produce a "salting-out" effect, i.e., to further reduce the solubility of the refrigerants. Their use being inadvisable for the reasons given above, we employ instead polymers known to have a similar effect [11], such as polyvinylpyrrolidone (PVP) in a few-percent weight fraction. As a result of these measures, present SIMPLE modules are stable over  $\sim 40\ \text{d}$  of continuous exposure. A second example of SDD-specific problems is the formation of clathrate-hydrates on droplet boundaries during fabrication or recompression. These highly metastable ice-like structures are inclusions of refrigerant molecules into crystalline water cages [12], known to shorten the lifetime of superheated drops encrusted by them via heat and mass transfer mechanisms still not well understood [13]. Their presence may well be responsible for the observed long-lived spurious nucleation rate in R-12 SDDs following fabrication [14]. This is addressed in SIMPLE with the addition of polymers such as poly(vinylcaprolactam) or PVP, which act as kinetic inhibitors in their formation [12], and by use of large molecular size refrigerants like R-115, for which the formation of most hydrates is

stoichiometrically forbidden [12,13].

Prototype modules are tested in an underground gallery [15]. The 27 m rock overburden and  $\sim 30\ \text{cm}$  paraffin shielding reduce the flux of cosmic and muon-induced fast neutrons, the main source of nucleations above ground. Inside the shielding, a water+glycol thermally-regulated bath maintains  $T$  constant to within  $0.1^\circ\text{C}$ . The characteristic violent sound emission accompanying vaporization in superheated liquids [16,17] is picked-up by a small piezoelectric transducer in the interior of the module, amplified and saved in a storage oscilloscope. Special precautions are taken against acoustic and seismic noise [15]. Fig. 1 displays the decrease in spontaneous bubble nucleation rate brought by progressive purification of the modules, as measured in this site.

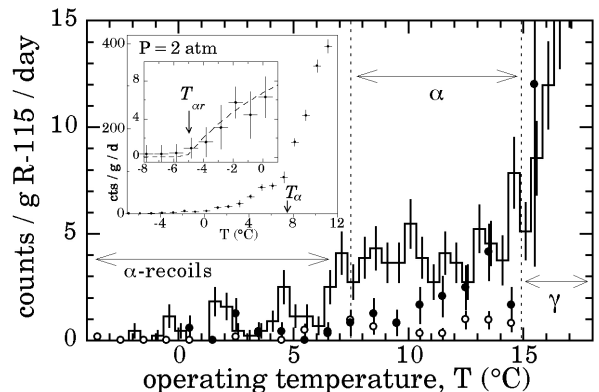


FIG. 1. SDD background at 90 m.w.e. and  $P=2\ \text{atm}$ , following cumulative steps of cleansing; histogram: double distillation of water and microfiltration,  $\bullet$ : single distillation of refrigerant and glycerin purification,  $\circ$ : gelatine and PVP purification. *Insert*: Rate induced in a calibration ( $0.2\ \text{Bq } ^{241}\text{Am/g}$  gel). The *theoretical* values of  $T_{\alpha r}$  and  $T_{\alpha}$  are indicated (the dashed line is an unnormalized numerical simulation).

The response of smaller SDDs to various neutron fields has been extensively studied [6,18] and found to match theoretical expectations. However, large-size, opaque SDDs require independent calibration: acoustic detection of the explosion of the smallest or most distant droplets is not *a priori* guaranteed. The acoustic energy released varies as  $(P_V - P)^{3/2}$  [17], making these additional characterizations even more imperative for SDDs operated under moderate  $P$ . Two separate types of calibration have been performed to determine the target mass effectively monitored in SIMPLE modules and to check the calculation of the temperature-dependent threshold energy  $E_{thr}$  above which WIMP recoils can induce nucleations (defined as the lowest energy meeting both conditions in Eq. (1) [8,19]). First, a liquid  $^{241}\text{Am}$  source (an alpha-emitter) is diluted into the matrix while still in the solution state. The 5.5 MeV alphas and 91 keV recoiling  $^{237}\text{Np}$  daughters can produce nucleations only at temperatures above  $T_{\alpha}$  and  $T_{\alpha r}$ , respectively [8]. The expression  $a = 4.3 (\rho_v / \rho_l)^{1/3}$  [6], where  $\rho_v(T)$ ,  $\rho_l(T)$  are

the vapor- and liquid-phase densities of the refrigerant, is found to correctly predict the observed  $T_\alpha$  for both R-12 and R-115 at  $P=1$  and 2 atm. In the same conditions, the theoretical value of  $\epsilon$  [20] for these liquids ( $\epsilon \sim 0.026$ , neglecting a small  $T, P$  dependence) generates a good agreement with the experimental  $T_{\alpha r}$  (Fig. 1, insert). Prior to extensive component purification, the spectrum in non-calibration runs (Fig. 1, histogram) bears close resemblance to that produced by  $^{241}\text{Am}$  spiking (Fig. 1, insert); the initial presence of a small ( $\sim 10^{-4}$  pCi/g)  $^{228}\text{Th}$  contamination, compatible with the observed rate, was confirmed via low-level alpha spectroscopy. Three regimes of background dominance are therefore delimited by vertical lines in Fig. 1: the sudden rise at  $T \sim 15^\circ\text{C}$  originates in high- $dE/dx$  Auger electron cascades following interactions of environmental gammas with Cl atoms in the refrigerant [4,21]. The calculated  $E_c$  for R-115 at  $T=15.5^\circ\text{C}$  and  $P=2$  atm is 2.9 keV, coincidental with the binding energy of K-shell electrons in Cl, 2.8 keV (i.e., the maximum  $E$  deposited via this mechanism). Thus, the onset of gamma sensitivity provides a welcome additional check of the threshold in the few keV region.

Regrettably, alpha calibrations are not suitable for a rigorous determination of the overall sound detection efficiency because a large fraction of the added emitters drifts to gel-droplet boundaries during fabrication, an effect explained by the polarity of actinide complex ions [22] and dependent on matrix composition. While this migration does not affect  $T_\alpha$  nor  $T_{\alpha r}$ , it enhances the overall nucleation efficiency in a somewhat unpredictable manner [22]. To make up for this deficiency, SIMPLE modules have been exposed to a well-characterized  $^{252}\text{Cf}$  neutron source at the TIS/RP calibration facility (CERN). The resulting spectrum of neutron-induced fluorine recoils (Fig. 2, insert) mimics a typically expected one from WIMP interactions. A complete MCNP4a [23] simulation of the calibration setup takes into account the contribution from albedo and thermal neutrons. The expected nucleation rate as a function of  $T$  is calculated as in [8,18]: cross sections for the elastic, inelastic,  $(n,\alpha)$  and  $(n,p)$  channels of the refrigerant constituents are extracted from ENDFB-VI libraries. Look-up tables of the distribution of deposited energies as a function of neutron energy are built from the SPECTER code [24], stopping powers of the recoiling species are taken from SRIM98 [25]. Since  $T$  was continuously ramped up during the irradiations at a relatively fast  $1.1^\circ\text{C/hr}$ , a small correction to it ( $<1^\circ\text{C}$ ) is numerically computed and applied to account for the slow thermalization of the module. Depending on  $T$ , the value of  $E_{thr}$  for fluorine elastic recoils (the dominant nucleation mechanism in R-115) is set by either condition in Eq. (1) [8,19]. The handover from the second to the first condition at  $T$  above  $\sim 5.5^\circ\text{C}$  ( $\sim 2.5^\circ\text{C}$ ) for  $P=2$  atm ( $P=1$  atm) is clearly observed in the data as two different regimes of nucleation rate (Fig. 2). However, a larger-than-expected response, already observed for R-

12 [6], is evident at low  $T$ : the calculated  $E_{thr}$  there is too conservative (too high). It is precisely at low  $T$  that the spontaneous nucleation rate in low-background conditions is the smallest. Therefore this effect, which could greatly improve SDD WIMP limits, merits further attention: monochromatic (filtered) neutron calibrations are planned at the Sacavem research reactor. A best-fit to the Monte Carlo enables us to determine the refrigerant mass monitored with the present sound acquisition chain as  $34 \pm 2\%$  ( $74 \pm 4\%$ ) of the total at  $P=2$  atm ( $P=1$  atm), a decisive datum to obtain dark matter limits.

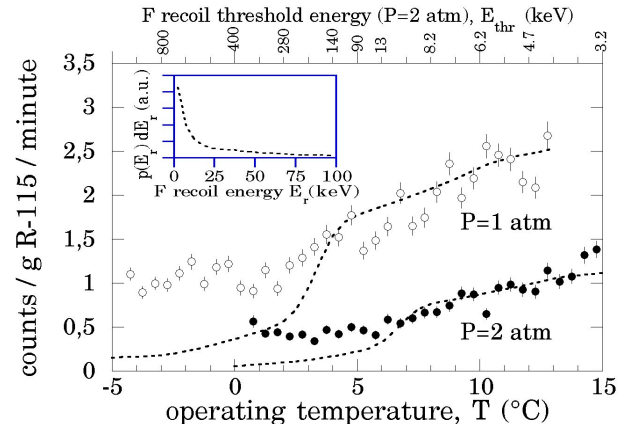


FIG. 2.  $^{252}\text{Cf}$  neutron calibration of SIMPLE modules at the TIS/RP bench (CERN), compared with Monte Carlo expectations (dotted lines, see text). The signal-to-noise ratio was  $> 30$  at all times. *Insert*: calculated energy spectrum of F recoils during the irradiations.

The installation 500 m underground of modules identical in composition, preparation and sound detection system to those utilized in  $^{252}\text{Cf}$  calibrations started in July 1999. A decommissioned nuclear missile control center has been converted into underground laboratory [26], facilitating this and other initiatives. The characteristics of this site (microphonic silence, unique electromagnetic shielding of the halls [26]) make it specially adequate for rare-event searches. Modules are placed inside a thermally-regulated water bath, surrounded by three layers of sound and thermal insulation. A 700 l water pool acting as neutron moderator, resting on a dual vibration absorber, completes the shielding. Events in the modules and in external acoustic and seismic monitors are time-tagged, allowing to filter-out the small percentage ( $\sim 15\%$ ) of signals correlated to human activity in the immediate vicinity of the experiment. The signal waveforms are digitally stored, but no event rejection based on pulse-shape considerations [9] is performed at this stage, eluding the criticisms [27] associated to some WIMP searches in which large cuts to the data are made. The raw counting rate from the first SIMPLE module operated in these conditions appears in the insert of Fig. 3. Accounting for sound detection efficiency and a 62% fluorine mass fraction in R-115, limits can be extracted on the spin-

dependent WIMP-proton cross section  $\sigma_{Wp}$  (Fig. 3). The cosmological parameters and method described in [28] are used in the calculation of WIMP elastic scattering rates, which are then compared to the observed uncut nucleation rate. The expected nucleation rate at  $T$  (i.e., integrated for recoil energies above  $E_{thr}(T)$ ) from a candidate at the edge of the sensitivity of the leading DAMA experiment [29] ( $\sim 1.5 \cdot 10^4$  kg-day of NaI) is offered as a reference in Fig. 3: evidently, present SIMPLE limits are impaired by the large statistical uncertainty associated to the short exposure accumulated so far. A considerable improvement is expected after the ongoing expansion of the bath to accommodate up to 16 modules. In parallel to this, plastic module caps are being replaced by a sturdier design: runs using refrigerant-free modules show that a *majority* of the recorded events arise from pressure microleaks, correlated to the sense of  $T$  ramping, able to stimulate the piezoelectric sensor. It must also be kept in mind that a  $T$ -independent, flat background implies a null WIMP signal, albeit this eventual approach to data analysis can only be exploited after a sizable reduction in statistical uncertainty is achieved.

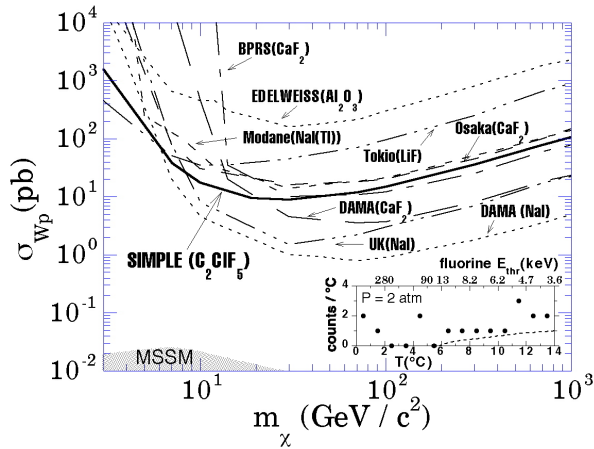


FIG. 3. 95% C.L. limits on  $\sigma_{Wp}$  extracted from 0.19 kg-day of SDD exposure, compared with other experiments [29]. “MSSM” marks the tip of the region where a lightest supersymmetric partner is expected. *Insert*: Counting rate in the module ( $9.2 \pm 0.1$  g R-115,  $\Delta T = -0.75^\circ\text{C/day}$ ). The dotted line is the expected signal (corrected for 34% detection efficiency) from a WIMP of mass  $m_\chi = 10$  GeV and  $\sigma_{Wp} = 5$  pb: present sensitivity is largely limited by low statistics.

The importance of the spin-dependent WIMP interaction channel (where F is the optimal target [30]) has been recently stressed by its relative insensitivity to CP-violation parameter values, which may otherwise severely reduce coherent interaction rates [31]. Nevertheless,  $CF_3I$  modules able to exploit coherent couplings are presently under development. The intrinsic insensitivity of SDDs to most undesirable backgrounds, low cost of materials involved and simplicity of production and operation opens a new door to dark matter detection.

We thank the Communauté des Communes du Pays d’Apt and French Department of Defense for supporting the conversion of the underground site. Our gratitude goes to M. Auguste, J. Bourges, G. Boyer, R. Brodzinski, A. Cavaillou, COMEX-PRO, M. El-Majd, M. Embid, L. Ibtouene, IMEC, J. Matricon, M. Minowa, Y.H. Mori, T. Otto, G. Roubaud, M. Same and C.W. Thomas. J.I.C. was supported by the EU TMR programme.

- [1] R.E. Apfel, Nucl. Instr. Meth. **162**, 603 (1979).
- [2] F. Seitz, Phys. Fluids **1**, 1 (1958).
- [3] S.C. Roy *et al.*, Nucl. Instr. and Meth. **A255**, 199 (1987).
- [4] Ch. Peyrou in “*Bubble and Spark Chambers*”, R.P. Shutt ed., (Academic Press, NY, 1967).
- [5] R.E. Apfel *et al.*, Phys. Rev. **A31**, 3194 (1985).
- [6] M. Harper, PhD Diss. (U. of Maryland, 1991); Nucl. Sci. Eng. **114**, 118 (93); Nucl. Instr. Meth. **A336**, 220 (93).
- [7] G. Jungman *et al.*, Phys. Rept. **267**, 195 (1996).
- [8] J.I. Collar, Phys. Rev. **D54**, R1247 (1996).
- [9] L.A. Hamel *et al.*, Nucl. Instrum. Meth. **A388**, 91 (1997).
- [10] V. Zacek, Nuovo Cimento **A107**, 291 (1994).
- [11] J.D. Worley *et al.*, J. Chem. Phys. **45**, 2868 (1966).
- [12] E. Dendy Sloan, Jr., *Clathrate hydrates of natural gases*, (Marcel Dekker Inc., NY, 1997); Y.H. Mori, priv. comm.
- [13] M. Sugaya and Y.H. Mori, Chem. Eng. Sci. **51**, 3505 (1996); Y.H. Mori, Phys. Fluids **8**, 2558 (1996); F. Isobe and Y.H. Mori, Rev. Int. Froid **15**, 137 (1992).
- [14] B. Roy *et al.*, Radiat. Meas. **29**, 173 (1998).
- [15] J.I. Collar *et al.*, *ibid.* [29].
- [16] R.E. Apfel *et al.*, Rev. Sci. Instrum. **54**, 1397 (1983).
- [17] Yu. N. Martynyuk and N.S. Smirnova, Sov. Phys. Acoust. **37**, 376 (1991); Yu. A. Aleksandrov *et al.*, “*Bubble Chambers*”, p.29, (Indiana U. Press, Bloomington, 1967).
- [18] Y.-Ch. Lo and R. Apfel, Phys. Rev. **A38**, 5260 (1988).
- [19] M. El-Nagdy *et al.*, J. Br. Nucl. Eng. Soc. **10**, 131 (1971).
- [20] The ratio of the minimum (Gibbs) expansion work to the sum of surface, vaporization and expansion energies [4,6].
- [21] G. Riepe and B. Hahn, Helv. Phys. Acta **34**, 865 (1961).
- [22] L.K. Pan *et al.*, Nucl. Instrum. Meth. **A420**, 345 (1999).
- [23] *MCNP, A General Monte Carlo N-Particle Transport Code*, J.F. Briesmeister ed., Los Alamos National Laboratory, LA-12625-M, 1993.
- [24] *SPECTER, Neutron Damage Calculations for Materials Irradiations*, L.R. Greenwood and R.K. Smither, Argonne National Laboratory, ANL/FPP/TM-197, 1985.
- [25] <http://www.research.ibm.com/ionbeams/>
- [26] <http://home.cern.ch/collar/RUSTREL/rustrel.html>; G. Waysand *et al.*, astro-ph/9910192.
- [27] G. Gerbier *et al.*, Astropart. Phys., **11**, 287 (1999).
- [28] P.F. Smith *et al.*, Phys. Lett. **B379**, 299 (1996); J.D. Lewin and P.F. Smith, Astropart. Phys. **6**, 87 (1996).
- [29] Procs. 2nd Intl. Workshop on the Identification of Dark Matter, Buxton, 1998 (World Scientific, Singapore, 1999).
- [30] J. Ellis and R.A. Flores, Phys. Lett. **B263**, 259 (1991).
- [31] T. Falk *et al.*, hep-ph/9806413; P. Gondolo, priv. comm.