

# ON THE NONTHERMAL X-RAY EMISSION IN BLAZAR JETS

F.M. RIEGER

*Universitaets-Sternwarte  
Geismarlandstr. 11, 37083 Goettingen*

J.G. KIRK

*Max-Planck-Institut für Kernphysik  
Postfach 10 39 80, 69029 Heidelberg*

AND

A. MASTICHIADIS

*University of Athens, Department of Physics  
Panepistimiopolis, GR-15783 Zografos, Greece*

## 1. Introduction

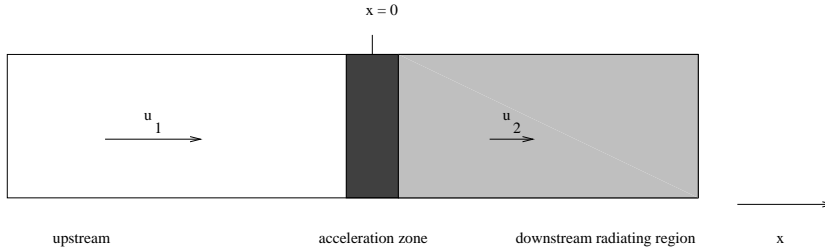
The origin of the nonthermal continuum emission in Blazars is a challenging problem in the area of active galactic nuclei. The X-ray emission is usually interpreted as synchrotron radiation of relativistic electrons accelerated in a jet which itself moves at relativistic speed towards the observer, while the TeV gamma-rays are thought to arise via synchrotron self-comptonisation (e.g. Mastichiadis & Kirk 1997), via comptonisation of external photons (e.g. Dermer, Schlickeiser, Mastichiadis 1992) or via the decay of relativistic protons (e.g. Mannheim 1998).

In this contribution, we present a self-consistent model, where electrons experience first-order Fermi acceleration at a shock front in a relativistic jet and radiate synchrotron emission in a post-shock region which contains a homogeneous magnetic field. The full time, space and momentum dependence of the electron distribution function is used for a calculation of the nonthermal synchrotron spectra. By varying the rate at which electrons enter the acceleration process, we calculate the time-dependence of the spectral index for the X-ray emission predicted in this model. The results show that the synchrotron spectral index displays a characteristic looplike behaviour with intensity (as has been observed in several blazars), where the orientation of the loop depends on whether the acceleration time scale

is comparable to the synchrotron cooling time scale or not. We show that our model provides a good fit to the observed evolution of the spectral index of Mkn 421 during a flare in 1994.

## 2. Acceleration model

We assume diffusive particle acceleration at a shock front moving at a constant speed  $u_s$  along a cylindrically symmetric jet. Following Ball & Kirk (1992) we divide the jet into an acceleration region close to the shock and a cooling region downstream (see figure). Electrons in the acceleration region repeatedly encounter a plane shock. We assume that high energy particles pass unaffected through the shock and scatter elastically off magnetic irregularities (Alfvén waves) in the fluid on either side of the shock. In the rest frame of the shock the speed of the upstream fluid exceeds the downstream fluid speed so that particles gain energy by the first-order Fermi process (Drury 1983). Electrons which escape from the acceleration region into the downstream region cease to diffuse and are assumed to remain frozen into the fluid flow, suffering only synchrotron losses.



Consider electrons which are injected and enter the acceleration mechanism at the constant rate  $Q$  with Lorentz factor  $\gamma_0$ . Although it is possible to write down the distribution function of such particles as a function of momentum, space and time (e.g. Toptygin 1980, Drury 1991), we use a spatially averaged model (Axford 1981, Bogdan & Völk 1983), in which an electron is presumed to undergo continuous acceleration while in the vicinity of the shock, such that its Lorentz factor  $\gamma$  increases at a rate  $\gamma/t_{\text{acc}}$ , where  $t_{\text{acc}}^{-1} = D/t_c$  is the acceleration rate and  $D$  is the average fractional momentum gain per cycle (for crossing and recrossing the shock), and  $t_c$  is the average time taken to perform such a cycle (see Bell 1978, Drury 1983, Kirk, Melrose, Priest 1994). The acceleration process is coupled with the fact that particles in the downstream region have a chance of not returning to the shock. These particles escape at a rate  $t_{\text{esc}}^{-1}$ , which is just the escape probability per cycle  $P_{\text{esc}}$  divided by the average cycle time  $t_c$ . Assuming pitch angle scattering is sufficiently rapid to keep the distribution

function almost isotropic, we can easily include the electron synchrotron loss term  $\langle \dot{\gamma} \rangle_s = -\beta_s \gamma^2$  in a differential equation governing the number  $N(\gamma)d\gamma$  of particles in the acceleration zone around the shock with Lorentz factor between  $\gamma$  and  $\gamma + d\gamma$  (e.g. Kirk, Melrose, Priest 1994, Mastichiadis & Kirk 1997):

$$\frac{\partial N}{\partial t} + \frac{\partial}{\partial \gamma} \left[ \left( \frac{\gamma}{t_{\text{acc}}} - \beta_s \gamma^2 \right) N \right] + \frac{N}{t_{\text{esc}}} = Q\delta(\gamma - \gamma_0) \quad (1)$$

where  $\beta_s = 4\sigma_T B^2/(6\mu_0 m_e c)$  with  $\sigma_T = 6.65 \cdot 10^{-29} \text{m}^2$  the Thomson cross section and  $B$  the magnetic field in Tesla. There obviously exists an important Lorentz factor in this problem: at the point  $\gamma_{\text{max}} = 1/(\beta_s t_{\text{acc}})$  acceleration is exactly balanced by synchrotron losses. It is to be expected that the solution always vanishes for  $\gamma > \gamma_{\text{max}}$  and also for Lorentz factors to which there has not been enough time to accelerate particles.

From the synchrotron losses we get a typical cooling time scale given by  $t_{\text{cool}} = 1/(\gamma \beta_s)$ . As  $\gamma \rightarrow \gamma_{\text{max}}$ ,  $t_{\text{cool}}$  tends to  $t_{\text{acc}}$ .

In the model developed by Ball & Kirk (1992), accelerated particles escape into the downstream plasma, where they radiate. We can formulate the kinetic equation obeyed by the density of particles in the radiation zone most compactly using a coordinate system at rest in the radiating plasma. Note that in this case the radiation must be Doppler-boosted to the observer's frame: quantities such as the intensity or the flux of the synchrotron radiation, which are computed in the rest frame of the source (plasma rest system), require a Lorentz transformation into the observer's frame, determined by the Doppler factor  $\delta = 1/[\Gamma(1 - \beta \cos \theta)]$ , where  $\Gamma = (1 - u_2^2/c^2)^{-1/2}$ ,  $\beta = u_2/c$  and  $\theta$  is the angle between the direction of motion and the line of sight to the observer.

In the plasma rest system the shock front provides a moving source of electrons, which subsequently suffer energy losses, but are assumed not to be transported in space. The kinetic equation governing the differential density  $dn(x, \gamma, t)$  of particles in the range  $dx$ ,  $d\gamma$  then is

$$\frac{\partial n}{\partial t} - \frac{\partial}{\partial \gamma} (\beta_s \gamma^2 n) = \frac{N(\gamma, t)}{t_{\text{esc}}} \delta(x - x_s(t)) \quad (2)$$

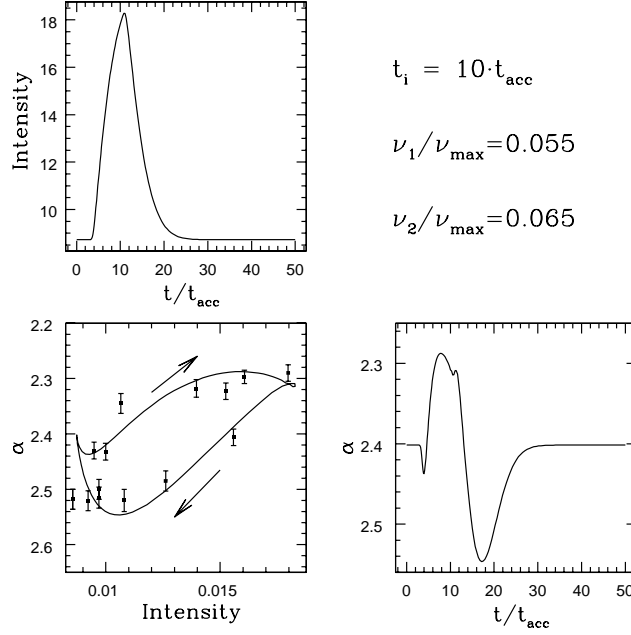
where  $x_s(t)$  is the position of the shock front at time  $t$ . Equations (1) and (2) have been solved analytically (see Kirk, Rieger, Mastichiadis 1998). To obtain the synchrotron emissivity as a function of position, time and frequency, it remains to convolve the density  $n$  with the synchrotron Green's function  $P(\nu, \gamma)$  (e.g. Melrose 1980). Then at a point  $x = X$  ( $> u_s t$ ) on the symmetry axis of the source at time  $t$ , the specific intensity of radiation in the  $\vec{x}$  direction depends on the retarded time  $\bar{t} = t - X/c$  and is given by

$$I(\nu, \bar{t}) = \int d\gamma P(\nu, \gamma) \int dx n(x, \gamma, \bar{t} + x/c) \quad (3)$$

### 3. Spectral variability

The model described above provides a remarkably good fit to the radio to X-ray spectra of several blazars. In a recent publication (Kirk, Rieger, Mastichiadis 1998) we apply our model to the nonthermal X-ray emission of Mkn 501, where we get a very good representation of the observed synchrotron spectrum. Since we solve Eq. (1) and Eq. (2) for the full time, space and momentum dependence of the electron distribution function, we are able to apply our model to the observed variability or flaring behaviour in blazars. Variability or flaring can arise for several reasons, e.g. when the shock front overruns a region where the local plasma density is enhanced. In this case the number of particles entering the acceleration process might increase for a time  $t_i$ . A simple representation of a flare, for example, is obtained by setting  $Q(t) = Q_0$  for  $t < 0$  and  $t > t_i$  and  $Q(t) = Q_1$  for  $0 < t < t_i$ . In Fig. (1) we plot the corresponding synchrotron emission given in the rest frame of the downstream plasma for the case  $Q_1 = 1.8 Q_0$ . Well below the maximum emitting frequency, where the acceleration time scale  $t_{\text{acc}}$  is much shorter than the synchrotron cooling time scale  $t_{\text{cool}}$ , the spectrum shows the typical soft lag behaviour observed in several sources (e.g. PKS 2155-304: Sembay et al. 1993, H0323-022: Kohmura et al. 1994, Mkn 421: Takahashi et al. 1996): the spectrum becomes softer in declining phases and harder during phases of rising flux, which indicates that variations in the hard X-rays always lead those in the soft X-rays. An interpretation of this behaviour has been given in terms of synchrotron cooling (e.g. Tashiro et al. 1995). In this case, information about changes in the injection propagates from high energy, where the cooling process is faster, to low energies.

In Fig. (1) we also give a qualitative fit for the evolution of the photon index  $\alpha$  for Mkn 421 during an X-ray flare, observed with the X-ray satellite ASCA in May 1994 (note that the data should be treated with caution, since they were derived for the physically unlikely case that the absorbing column  $N_H$  was allowed to vary, see Takahashi et al. 1996). For the plot we use both the constraints given in Takahashi et al. (1996) and the parameters obtained by Mastichiadis & Kirk (1997) in fitting the observed multiwavelength spectrum of Mkn 421 in 1994. The observed maximum frequency is roughly  $\nu_{\text{max}} \approx 1.4 \cdot 10^{18} \text{Hz}$ , so that, applying a Doppler factor of 15, the maximum electron Lorentz factor is  $10^6$ . The results are plotted in Fig. (1) for a shock velocity  $u_s = 0.26 c$  and for frequencies of observation well below the maximum frequency. Closer to the maximum frequency, where the acceleration and cooling time scale become comparable, the picture changes. In Fig. (2) we show the predicted results for the same parameters as used in Fig. (1), for a frequency of observation close to the maximum frequency. Here the loop in the photon index  $\alpha$  is traced in



*Figure 1.* Evolution of the photon index  $\alpha$  and intensity (arbitrary units) in a flare at low frequencies. The loop in the photon index  $\alpha$  is followed in the clockwise direction. The Mkn 421 data points in this picture are taken from Takahashi et al. 1996 (see text for details).

the anti-clockwise direction. This behaviour is a typical signature of the underlying acceleration mechanism. As we have argued recently (Kirk, Rieger, Mastichiadis 1998), this feature represents the effect that now information about the occurrence of a flare propagates from low to high energy as particles are gradually accelerated.

Although in our model we neglect factors such as, for example, inhomogeneities in the source geometry, the result that the loop is traced in a clockwise direction if controlled by synchrotron cooling and followed in the opposite, i.e. anti-clockwise direction if dominated by the acceleration time scale is robust.

Acknowledgements: F.M.R. acknowledge support under DFG Ma 1545/2-1. The collaboration between the MPK and the University of Athens is supported by the European Commission under the TMR Programme, contract FMRX-CT98-0168.

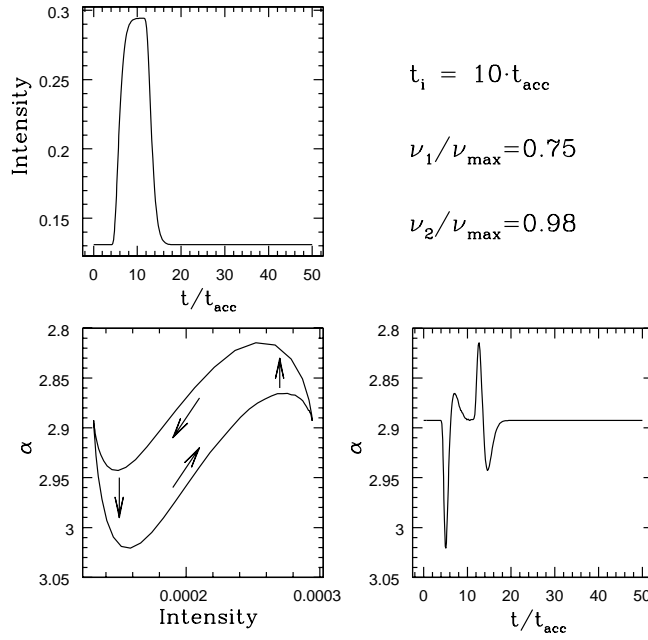


Figure 2. Evolution of the photon index  $\alpha$  and intensity (arbitrary units) in the same flare as plotted in Fig.(1) if the system is observed near the maximum frequency  $\nu_{\text{max}}$ . The loop in the photon index  $\alpha$  is now followed in the anti-clockwise direction.

#### 4. References

- Axford W.I., 1981, *Proc. 17th. Internat. Cosmic Ray Conf.* (Paris), 12, 155  
 Ball L., Kirk J.G. 1992, *ApJ* 396, L39  
 Bell A.R. 1978, *MNRAS* 182, 147  
 Bogdan T.J., Völk H.J. 1983, *A&A* 122, 129  
 Dermer C.D., Schlickeiser R., Mastichiadis A. 1992, *A&A* 256, L27  
 Drury, L.O'C. 1983, *Rep. Progr. Phys.* 46, 973  
 Drury, L.O'C., 1991, *MNRAS* 251, 340  
 Catanese M., et al. 1997, *ApJ Letters* 487, L143  
 Kirk J.G., Melrose D.B., Priest E.R. 1994, *Plasma Astrophysics*, eds. A.O. Benz, T.J.-L. Couvoisier, Springer, Berlin  
 Kirk J.G., Rieger F.M., Mastichiadis A. 1998, *A&A* 333, 452  
 Kohmura Y., et al. 1994, *PASJ* 46, 131  
 Mannheim K. 1998, *Science* 279, 684  
 Mastichiadis A., Kirk J.G., 1997, *A&A*, 320, 19  
 Melrose D.B. 1980, *Plasma Astrophysics*, Vol. I, Gordon & Breach, New York  
 Sembay S., et al. 1993, *ApJ* 404, 112  
 Takahashi T., et al. 1996, *ApJ* 470, L89  
 Tashiro M., et al. 1995, *PASJ* 47, 131  
 Toptygin I.N. 1980, *Space Sci. Rev.* 26, 157