

1

Abstract. Coudé spectroscopic data of a poorly-studied peculiar supergiant, HD327083, are presented. $H\alpha$ and $H\beta$ line profiles have been fitted employing a non-LTE code adequate for spherically expanding atmospheres. Line fits lead to estimates of physical parameters. These parameters suggest that HD327083 may be close to the Luminous Blue Variable phase but it is also possible that it could be a B[e] Supergiant.

Key words: Stars:individual - Stars: LBVs - Stars: B[e] - evolutionary phases -

A&A manuscript no.
(will be inserted by hand later)

Your thesaurus codes are:
missing; you have not inserted them

The peculiar B-type supergiant HD327083

M.A.D. Machado¹, F.X. de Araújo², S. Lorenz-Martins¹

¹ Observatorio do Valongo/UFRJ, Ladeira Pedro Antonio 43, 20080-090 - Rio de Janeiro - Brazil

² Observatorio Nacional/MCT, Rua Gal. Jose Cristino 77, 20921-400 - Rio de Janeiro - Brazil

Received / Accepted

1. Introduction

Luminous emission-line B-type stars often present massive winds. Many of them share some common properties: i) optical spectra dominated by HI and FeII emission lines, usually displaying P-Cygni profiles; ii) presence of forbidden emission lines, specially of [FeII]; iii) strong red/infrared excess. Such properties are typical of the B[e] Supergiants (Lamers et al. 1998) but are also often seen in the Luminous Blue Variables (LBVs). Their localization in the H-R diagram is a real problem. The distances are very uncertain (particularly for galactic objects) and the absence of photospheric lines renders the assignment of a spectral type quite difficult.

The present paper concerns one of such interesting stars, namely HD327083. Almost no study exists in the literature devoted to it, but some works on emission-line objects have included it. H α emission was discovered by Merrill & Burwell (1949). Carlson & Henize (1979) included HD327083 in their list of peculiar southern emission-line objects. They have proposed a B8 spectral class. Some years ago Lopes et al. (1992) showed observations of some spectral regions. They revealed HI lines with P-Cygni profiles as well as FeII $\lambda\lambda$ 4924, 5018, 5169 Å (m42). On the other hand the FeII λ transition at 9997 Å seemed to be in pure emission. The authors have suggested a B6 type. More recently, Thé et al. (1994) presented a new catalogue of (confirmed and candidates) Herbig AeBe stars. In this catalogue HD327083 is cited among the extreme emission-line objects, which are not identified to belong to a certain group. However, they proposed the spectral type B1.5. The same assignment has been used by Valenti et al. (2000) while Sheikina et al. (1999) have obtained $\log T_{\text{eff}} \geq 4.2$ and $\log \frac{L}{L_{\odot}} \sim 6.0$.

Here we show our recent spectroscopic data and estimates of some physical parameters (as \dot{M} , L_{\star} , T_{\star} and A_{He} , the numerical abundance ratio $n(\text{He})/n(\text{H})$). H α and H β line profiles have been fitted with this aim. These es-

* Based on observations made at Observatorio do Pico dos Dias, operated by MCT/Laboratorio Nacional de Astrofísica, Brazil

Send offprint requests to: F.X.Araujo (araujo@on.br)

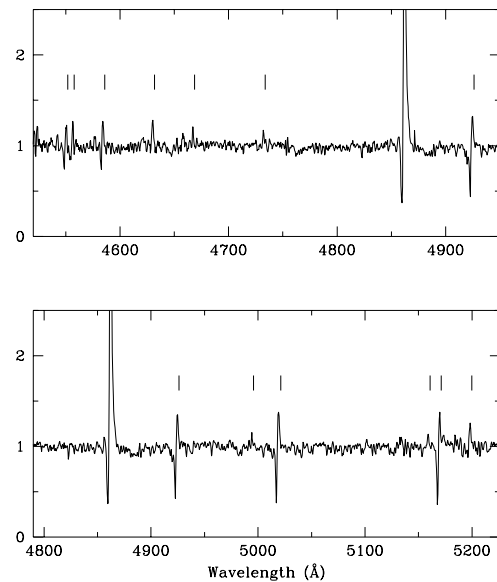


Fig. 1. Normalized spectra: $\lambda_c = 4750, 5000$ Å (see text).

timates allow us to locate (within certain uncertainties) HD327083 in the H-R diagram. A discussion of its evolutionary status, based on the derived parameters, is also presented.

2. The data

The spectra were obtained in August, 1999 using a Coudé spectrograph at the LNA 1.6m telescope in Pico dos Dias (Brazil). A grating of 600 l/mm combined with a 1024×1024 CCD have been used; the reciprocal dispersion is about 0.4 Å pixel⁻¹ yielding a wavelength range of ~ 400 Å. The central wavelengths are: $\lambda_c = 4750, 5000, 5200$ and 6400 Å. The data have been reduced using IRAF routines. We followed standard procedures: bias subtraction, flat-fielding, linearization, wavelength calibration and correction for atmospheric extinction.

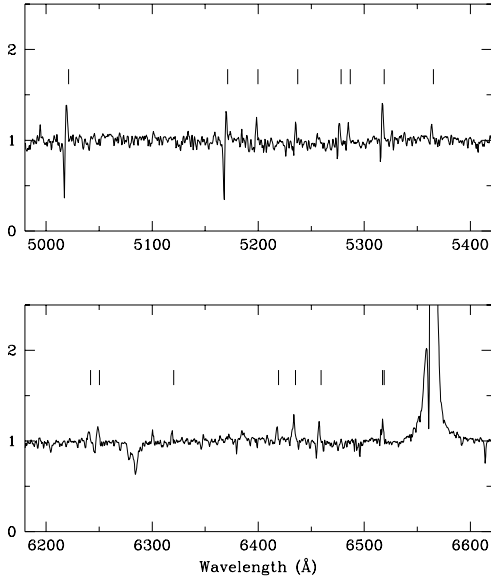


Fig. 2. Normalized spectra: $\lambda_c = 5200, 6400 \text{ \AA}$ (see text).

In Figs. 1-2 we can see our normalized spectra. In fact the spectral regions covered by our observations are dominated - besides $H\alpha$ and $H\beta$ -, by FeII emission lines. Some of these lines show a P-Cygni profile and others are in pure emission. Table 1 lists the FeII transitions identified, which are marked in Figs. 1-2. Column 1 gives the measured wavelength (\AA) of emission peaks, followed by our identification (Column 2). We note that only one feature, at $\lambda 5159.0 \text{ \AA}$, has been recognized as a forbidden transition (see Fig. 1b). On the other hand [OI] $\lambda 6300.2 \text{ \AA}$ is present (Fig. 2b).

3. Summary of the model

Let us briefly describe now the model employed. Recently Machado (1998, 1999) developed a non-LTE numerical code for radiation transfer in expanding stellar atmospheres of massive stars. This code is based on basic assumptions: spherical symmetry, stationarity and homogeneity. The density structure is related to the mass loss rate and the velocity field $V(r)$ via the equation of continuity

$$\rho(r) = \frac{\dot{M}}{4\pi r^2 V(r)} \quad (1)$$

with \dot{M} as an input parameter and the velocity field is pre-specified in an ad-hoc way as a β -type law

$$V(r) = V_\infty (1 - R_\star/r)^\beta \quad (2)$$

where V_∞ is the terminal velocity of the wind and β is a measure of the rate of acceleration (de Koter et al. 1993).

The code is based on the following scheme. The statistical equilibrium equations are solved using the escape probability method for calculating the source function

Table 1. FeII lines

Wavelength	Identification
4550.0	4549.5 (m38)
4556.0	4555.8 (m37)
4584.0	4582.8 (m37)
	4583.8 (m38)
	4584.0 (m26)
4630.0	4629.4 (m37)
4667.0	4666.8 (m37)
4732.0	4731.4 (m43)
4924.5	4923.9 (m42)
4994.0	4993.4 (m36)
5019.5	5018.4 (m42)
5159.0	5158.0 [18F]
	5158.8 [19F]
5169.5	5169.0 (m42)
5198.0	5197.6 (m49)
5235.5	5234.6 (m49)
5276.5	5276.0 (m49)
5285.0	5284.1 (m41)
5317.0	5316.6 (m49)
	5318.8 (m48)
5363.5	5362.9 (m48)
6240.0	6238.2 (m74)
	6239.4 (m34)
6248.5	6247.6 (m74)
6318.5	6318.0 ($z^4 D^o - c^4 D$)
6417.5	6417.9 (m74)
6433.5	6432.7 (m40)
6457.5	6456.4 (m74)
6517.0	6518.2 (m72)

while the transfer equation is solved using the “SEI” - Sobolev Exact Integration - method (Lamers et al.1987). This is justified by the flow velocities observed in the wind of HD327083.

In the present version it is considered that the wind begins in the sonic point localized at radius R_\star . The effective temperature T_\star is defined by the luminosity L_\star and the radius R_\star via the Stefan-Boltzmann law.

Regarding the temperature structure we have used the law suggested by Drew (1985):

$$T(r) = T_\star \left[0.78 - \left(0.51 \frac{V(r)}{V_\infty} \right) \right] \quad (3)$$

We are aware that this temperature profile is more appropriate to main sequence O stars. Thus we have checked the influence of the temperature law. Some simple tests with isothermal and radially decreasing ad-hoc profiles have been performed. It was found that the final result is not sensitive to similar temperature laws.

The model atmosphere in the present work consists of hydrogen and helium. For H and HeII we consider the lowest ten bound levels. For HeI we adopt the atomic model suggested by Almog & Netzer (1989) that includes the individual levels until $n \leq 4$ and combined levels with $5 \leq n \leq 10$.

The determination of the population numbers of the energy levels is made in a non-LTE way solving the equations of statistical equilibrium for each level considered in the atomic model. The radiative transition probabilities and the photoionization cross section for all levels considered are quoted from the Opacity Project.

The ionization collision cross sections have been obtained from the approximate formulae given by Jefferies (1968). Excitation collisional rates have been calculated from the collisional strength values. For H and HeII these values are computed using polynomials given by Giovanardi et al. (1987). For HeI the collision strengths are taken from Berrington & Kingston (1987) for levels with $n \leq 4$ and from Auer & Mihalas (1968) and Mihalas & Stone (1968) to the other ones.

The radiation and the statistical equation systems are solved simultaneously through the wind that is divided in shells. A convergence criterium is applied in order to move from one shell to the next.

4. H α and H β line fits

4.1. Methodology

The input parameters are the temperature T_* , the stellar radius R_* (and luminosity), the mass loss rate \dot{M} , the terminal velocity V_∞ , the helium abundance A_{He} and the free parameter of the velocity profile β . In the present work we have fixed the value of the terminal velocity, $V_\infty = 400 \text{ km s}^{-1}$. This value is an average of the V_{edges} of H α and H β profiles.

Due to the great number of “free” parameters we have adopted the following strategy in order to obtain the line fits. First we defined temperature limits. Previous determinations of temperature for HD327083 are very uncertain. As discussed in the introduction first estimates have pointed to values around $T_{eff} \sim 11000\text{K} - 13000\text{K}$. More recent ones have lead to larger values: $T_{eff} \sim 16000\text{K} - 19000\text{K}$. So we have decided to explore a broad range, that roughly corresponds to the LBVs and Yellow Supergiants domain: $8000\text{K} - 31000\text{K}$. This T_{eff} range was fixed based on the works by Gummersbach et al. (1995), Szeifert et al. (1996) and de Jager & Nieuwenhuijzen (1997).

Secondly we have started computing models according to the points of the evolutionary tracks by Schaller et al. (1992) from $M_{ZAMS} = 20 M_\odot$ to $120 M_\odot$. Each track consists of a number of points which provide stellar temperature, luminosity, mass loss rate and surface abundance ratio (A_{He}). These are the entry parameters for the code. The evolutionary points which give reasonably good fits (according to a χ^2 criterium) are picked as starting points. From them we subsequently varied the input parameters, specially mass loss, in order to obtain better adjustments.

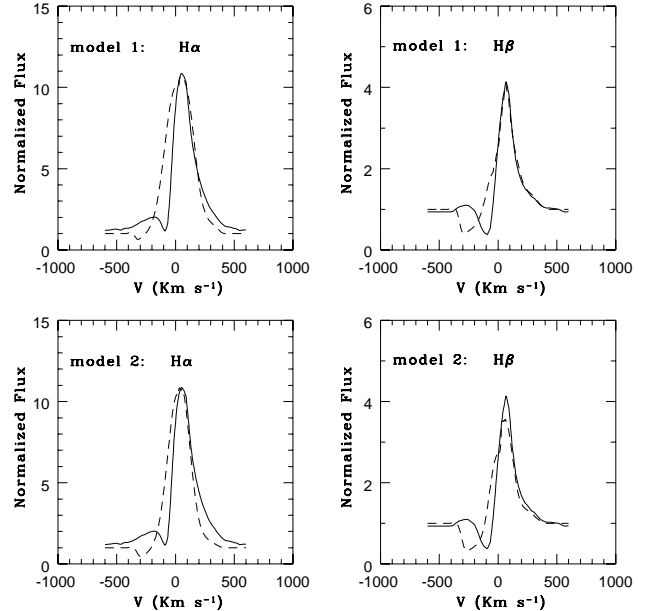


Fig. 3. Observational data (dashed lines) and best theoretical fits (full lines) for H α and H β profiles.

4.2. Results

The mass loss rate is indeed small for the $M_{ZAMS} = 20 M_\odot$ and $M_{ZAMS} = 25 M_\odot$ paths. It is not enough to produce H α and H β profiles with the intensities observed in HD327083. Concerning the $M_{ZAMS} = 85 M_\odot$ and the $M_{ZAMS} = 120 M_\odot$ tracks, in such cases the He abundance is already high for stars just evolved off the Main Sequence. In these regions the temperatures are high ($T_* \geq 40000\text{K}$) and appropriate fits of H α and H β cannot be achieved with reasonable values for the others parameters.

Our best fits have been obtained with the following set of parameters. Model 1: $\dot{M} = 4.9 \times 10^{-5} M_\odot \text{ yr}^{-1}$, $T_* = 19000\text{K}$, $L_* = 5 \times 10^5 L_\odot$, $A_{He} = 0.40$. Model 2: $\dot{M} = 1.0 \times 10^{-4} M_\odot \text{ yr}^{-1}$, $T_* = 9000\text{K}$, $L_* = 9.5 \times 10^5 L_\odot$, $A_{He} = 0.11$. These fits are shown in Figs. 3a and 3b respectively and were both obtained with $\beta = 3$, which indicates a slow expansion. Model 1 is based on the series of H α and H β profiles along the $M_{ZAMS} = 40 M_\odot$ path while model 2 is based on the $M_{ZAMS} = 60 M_\odot$ path. They have been selected following the methodology described earlier. We note that the “best model” values of \dot{M} are slightly higher (about 50%) than those given directly by the evolutionary paths.

It can be seen that the agreement between observational and theoretical profiles is rather poor. The models reproduce well the emission strengths but the absorption features are quite flat and narrow. This could suggest that the emission originates in a high density disk. Unfortunately we cannot check this alternative within the scope of our spherical model.

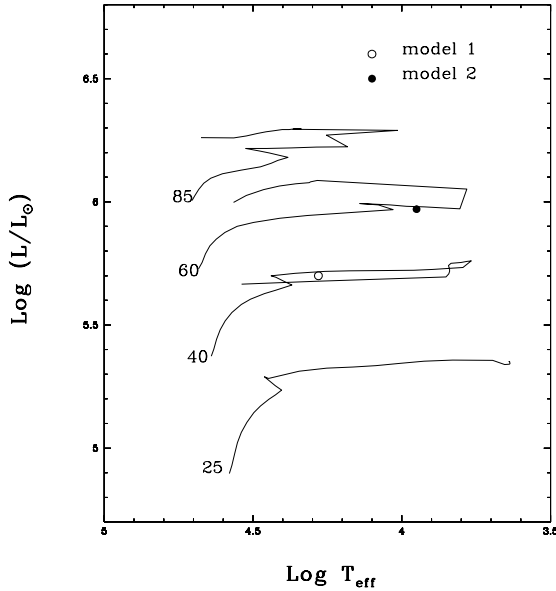


Fig. 4. Theoretical evolutionary tracks of 25 M_{\odot} ; 40 M_{\odot} ; 60 M_{\odot} and 85 M_{\odot} initial main-sequence mass. The circles locate the best model parameters.

5. Discussion

Each set of parameters leads to a location in the H-R diagram. Fig. 4 shows these positions and some evolutionary paths. Two alternatives - redward or blueward - are possible if only T_{\star} and L_{\star} are considered. He abundance may be invoked to choose one possibility or another.

The evolutionary model 1 has $A_{\text{He}} = 0.40$. This value is in the blueward track: the star would be coming back to the hotter region of the diagram. The parameters in this scenario point to a LBV quiescent (or post-LBV) phase. On the other hand the evolutionary model 2 has $A_{\text{He}} = 0.11$. This low value indicates a point in the redward track. Here the star is in a less evolved stage, coming to the LBV eruptive phase. The intensity of the He lines should, in principle, reflect the He abundance. He lines are not seen in our data. We note however that our spectra do not cover the wavelength regions with strong He lines, such as $\lambda = 5876, 6678 \text{ \AA}$. So, we prefer not to discard model 1 at present time.

Both alternatives allow us to propose that HD327083 is near the LBV phase. However, this suggestion must be taken with caution. First because we have fitted only $H\alpha$ and $H\beta$ line profiles. So, the uncertainty in the derived parameters is large. Second because the high value of β needed to obtain “good” fits reinforces the scenario of emission coming mostly from a flattened region, as the equatorial disk believed to be present in B[e] Supergiants (Zickgraf et al. 1986).

In general the B[e] stars have stronger [FeII] lines than the LBVs. In our spectra only the feature at $\lambda 5159.0 \text{ \AA}$ (which we attribute to transitions in multiplets [18F] and [19F]) seems to be present in Fig. 1b, although it is uncertain in Fig. 2a. It is true that our data only covers the regions $\lambda \sim 4550 - 5400 \text{ \AA}$ and $\lambda \sim 6200 - 6000 \text{ \AA}$. However, several forbidden transitions (from multiplets [3F], [4F], [18F], [19F], [35F] etc) are in these regions. On the other hand [OI] $\lambda 6300.2 \text{ \AA}$ is clearly seen (Fig. 2b). This feature is intense in the B[e] Supergiants but absent in the LBVs.

It is likely that HD327083 is in a short-lived evolved stage of massive stars. However it is still unclear if it is a LBV candidate or if it is a B[e] Supergiant. It is sure that it deserves to be further investigated. Such analysis should be based on higher-quality spectroscopic data, covering a broad spectral domain. Moreover it should include other information about the star such as the energy distribution, Balmer jump, and colour. From the theoretical point of view it is needed to employ a non-spherical code (e.g. Stee et al. 1995) to obtain adequate fittings not only for HI lines but also for HeI and N lines. This detailed investigation will clarify the nature of HD327083 and it may contribute to a better understanding of evolved massive stars.

Acknowledgments

The authors thank the questions and comments of the referee, H. Lamers, which greatly improved this paper. M.Machado and S.Lorenz Martins acknowledge CNPq (300320/99-0) and FUJB (FUJB 8635-5), respectively, for financial support.

References

- Almog, Y., Netzer, H., 1989, MNRAS 238, 51
- Auer, L.H., Mihalas, D., 1968, ApJ 151, 311
- Berrington, K.A., Kingston, A.E., 1987, J.Phys.B 20, 6631
- Carlson E.D., Henize K.G., 1979, Vistas in Astronomy 23, 213
- de Jager, C., Nieuwenhuijzen, H., 1997, MNRAS 290, 250
- de Koter, A., Schmutz, W., Lamers, H.J.G.L.M., 1993, A&A 277, 561
- Drew, J.E., 1985, MNRAS 217, 867
- Giovanardi, C., Natta, A., Palla, F., 1987, A&AS 70, 269
- Gummersbach, C.A., Zickgraf, F.-J, Wolf, B., 1995, A&A 302, 409
- Jefferies, J.T., 1968, in Spectral Line Formation, Blaisdell Publish. Co., Waltham-Massachusetts
- Lamers, H.J.G.L.M., Cerruti-Sola, M., Perinoto, M., 1987, ApJ 314, 762
- Lamers, H.J.G.L.M., Zickgraf, F.J., de Winter, D., Houziaux, L., Zorec, J., 1998, A&A 340, 117
- Lopes, D.F., Daminelli Neto, A., de Freitas Pacheco, J.A., 1992, A&A 261, 482
- Machado, M., 1998, in Determinação de parâmetros estelares de objetos massivos: aplicação as estrelas WCs e LBVs, PhD Thesis.

- Machado, M., 1999, in K.A. Van Der Hucht, G.Koenigsberger and P.R.J.Eenens (eds.), *Wolf-Rayet Phenomena in Massive Stars and Starburst Galaxies*, Proc. IAU Symp. 193 (Dordrecht;Kluwer), 223
- Merrill P.W., Burwell C.G., 1949, *ApJ* 110, 387
- Mihalas,D., Stone, M.E., 1968, *ApJ* 151, 293
- Schaller, G., Meynet, G., Maeder, A., 1992, *A&AS* 96, 269
- Sheikina A., Miroshnichenko A., Corporon P., 2000, *The Be phenomenon in Early-Type Stars*, IAU Colloquium 175, *in press*
- Stee Ph., Araújo F.X., Vakili F., Mourard D., Arnold L., Bonneau D., Morand F., Tallon-Bosc I., 1995, *A&A* 300, 219
- Szeifert, Th., Humphreys, R.M., Davidson, K., Jones, T.J., Shahl, O., Wolf, B., Zickgraf, F.J., 1996, *A&A* 314, 131
- Thé P.S., de Winter D., Pérez M.R., 1994, *A&AS* 104, 315
- Valenti J.A., Johns-Krull C.M., Linsky J.L., 2000, *ApJS* 129, 399
- Zickgraf F.-J., Wolf B., Stahl O., Leithere C., Appenzeller I., 1986, *A&A* 163, 119