

The Prompt Energy Release of Gamma-Ray Bursts using a cosmological k -correction

Joshua S. Bloom

Palomar Observatory 105–24, California Institute of Technology, Pasadena, CA 91125, USA

Dale A. Frail

National Radio Astronomy Observatory, Socorro, NM 87801, USA

Re'em Sari

Theoretical Astrophysics 130–33, California Institute of Technology, Pasadena CA 91125, USA

ABSTRACT

The fluences of gamma-ray bursts (GRBs) are measured with a variety of instruments in different detector energy ranges. A detailed comparison of the implied energy releases of the GRB sample requires, then, an accurate accounting of this diversity in fluence measurements which properly corrects for the redshifting of GRB spectra. Here, we develop a methodology to “ k -correct” the implied prompt energy release of a GRB to a fixed co-moving bandpass. This allows us to homogenize the prompt energy release of 17 cosmological GRBs (using published redshifts, fluences, and spectra) to two common co-moving bandpasses: 20–2000 keV and 0.1 keV–10 MeV (“bolometric”). While the overall distribution of GRB energy releases does not change significantly by using a k -correction, we show that uncorrected energy estimates systematically undercounts the bolometric energy by $\sim 5\%$ to 600%, depending on the particular GRB. We find that the median bolometric isotropic-equivalent prompt energy release is 2.19×10^{53} erg with an r.m.s. scatter of 0.80 dex. The typical estimated uncertainty on a given k -corrected energy measurement is $\sim 20\%$.

Subject headings: cosmology: miscellaneous — cosmology: observations — gamma rays: bursts

1. Introduction

Four years into the era of gamma-ray burst (GRB) afterglow studies, there are currently 17 GRBs with measured redshifts. Arguably the most important utility of GRB redshift measurements

is the opportunity to determine the total energy release. The total energy release is, of course, a critical diagnostic of the progenitors of GRBs in that it affords a direct probe of the energy (and hence mass) reservoir in the progenitor system. In fact, an estimate of the isotropic energy radiated from GRB 971214 of 3×10^{53} erg (about 10% the restmass energy of a neutron star) placed uncomfortable constraints on most viable stellar mass progenitors (Kulkarni et al. 1998). Not all GRBs have estimated energies as high as GRB 971214; indeed, estimated GRB energies range over nearly four orders of magnitude and appear to be anything but standard candles. This fact, in and of itself, may point to a diversity of progenitor scenarios and/or emission geometries of GRBs as a class.

Well before the first redshift determination of GRBs, considerable effort was devoted towards divining the total prompt energy release (or peak luminosity) in GRBs by examining the brightness distribution of GRB events (Piran 1992; Fenimore et al. 1993; Woods & Loeb 1994; Fenimore & Bloom 1995; Hakkila et al. 1996; Mallozzi et al. 1996). The so-called “log N -log S ” or “log N -log P ” distributions, where S (P) is fluence (peak flux) and N is the number of bursts observed above that fluence (peak flux), was known to exhibit a roll-over at faint fluences and fluxes (Meegan et al. 1992). This paucity of faint events was believed to have arisen from cosmological expansion effects if the faintest bursts originated beyond a redshift $z \sim 1$. Two major assumptions were required in these studies to extract a meaningful energy scale: first, that GRBs are standard candles in peak flux or energy; and second, that the trigger efficiencies for faint events were known well-enough to correct the observed brightness distributions. The first assumption was dramatically disproved after redshifts were found for GRB 970508 (Metzger et al. 1997) and GRB 971214 (Kulkarni et al. 1998), where the estimated isotropic energy release was 7×10^{51} erg and 3×10^{53} erg, respectively. Schmidt (1999) and Kommers et al. (2000) have recently reexamined the log N -log P distributions in the context of known GRB redshifts and relax the standard candle assumption.

The measurement of a fluence/flux of a given GRB is limited by the sensitivity range (“bandpass”) of the detector; thereby, to ascertain the total (“bolometric”) fluence/flux one needs to extrapolate the observed spectrum outside the detector bandpass. Furthermore, the same GRB placed at different cosmological distances would, even after accounting for the $1/R^2$ dimming, result in different fluence measurements since its co-moving spectrum would be redshifted. In the extreme case, a GRB originating from a very high redshift might only be detectable in the X-ray bandpass. Therefore, in order to determine the energy of a set of GRBs in some common co-moving bandpass, it is not enough to measure the brightness distribution in a common detector bandpass; instead, one must use the spectra of the GRBs themselves to correct for the redshifting effect.

By analogy with a photometric technique often employed in observational cosmology, we call this correction a k -correction. Before the first redshifts of GRBs were known, Fenimore et al. (1993), using the standard candle assumption and the log N -log P distribution, were the first to determine peak fluxes in a common co-moving bandpass using a k -correction. Later, Fenimore & Bloom (1995) used a similar technique using more realistic GRB spectra to find the standard candle peak fluxes. Bloom et al. (1996) extended the k -correction technique to examine the energy scale

implied from the log N -log S distribution.

Clearly, to begin to understand and model the prompt energy release distribution, we need to determine GRB energies in a common co-moving bandpass. In this paper, we find the k -corrected energies of GRBs with known redshifts in order to homogenize the set of GRB energies to a common co-moving bandpass. The correction methodology, described in §2, is straightforward when information on the GRB spectrum is known. However, a number of GRBs have only a fluence and a redshift published; to estimate the k -correction, then, we use an ensemble of template GRB spectra, expanding upon the earlier work of Bloom et al. (1996). In §3 we present the k -corrected energies for 17 cosmological GRBs (plus 6 additional well-studied GRBs with an assumed redshift) in both a co-moving bandpass of 20–2000 keV and a bolometric bandpass. We employ a number of tests to show that k -corrections derived from the template spectra method are robust. Lastly, we point out that by assuming that the total prompt energy release is simply $E = 4\pi D_l^2 S_{\text{obs}}/(1+z)$, where S_{obs} is the quoted fluence in some detector bandpass, undercounts the bolometric energy release by 5% to 600%, depending on the particular GRB.

2. Methodology

The relationship of the bolometric energy (E_{bol}) to the bolometric fluence (S_{bol}) is

$$E_{\text{bol}} = \frac{4\pi D_l^2}{1+z} S_{\text{bol}}, \quad (1)$$

where D_l is the luminosity distance to the source at redshift z . The bolometric fluence is difficult (if not impossible) to measure directly. Instead fluence (energy per unit area) is typically measured in some detector bandpass bracketed by the energies, e_1 and e_2 . The Burst and Transient Source Experiment (BATSE), for instance, was capable of measuring fluence in the bandpass $e_1 = 20$ keV to $e_2 = 2000$ keV. We now define this bandpass fluence, $S_{\text{obs}} \equiv S_{[e_1, e_2]}$, as

$$S_{[e_1, e_2]} = \int_{e_1}^{e_2} E S_0 \phi(E) dE, \quad (2)$$

where the (time-integrated) spectral shape of the GRB, $\phi(E)$, and the normalization S_0 (units of photon per unit area per unit energy) are found from measurements. In general, however, we wish to measure the energy, $E_{[E_1, E_2]}$, in some fixed co-moving bandpass, bracketed by two arbitrary energies E_1 and E_2 . In this case,

$$E_{[E_1, E_2]} = \frac{4\pi D_l^2}{1+z} S_{[\frac{E_1}{1+z}, \frac{E_2}{1+z}]} \quad (3)$$

Note that by letting $E_1 \rightarrow 0$ and $E_2 \rightarrow \infty$ we recover the bolometric result in equation 1. In reality, we can only measure, $dE_{[E_1, E_2]}/d\Omega$, the prompt energy release per unit solid angle in the direction of the GRB detector. The energy derived using equation 3, then, is the “isotropic-equivalent”

energy release. That is, $E_{[E_1, E_2]} = 4\pi dE_{[E_1, E_2]}/d\Omega$ is the actual energy release if the GRB radiates isotropically.

We rewrite equation 3 in terms of $S_{[e_1, e_2]}$ so that,

$$E_{[E_1, E_2]} = S_{[e_1, e_2]} \frac{4\pi D_l^2}{1+z} k[e_1, e_2, E_1, E_2, z, \phi(E)], \quad (4)$$

where $k[e_1, e_2, E_1, E_2, z]$ is what we take as the cosmological k -correction,

$$k = k[e_1, e_2, E_1, E_2, z, \phi(E)] \equiv \frac{I[\frac{E_1}{1+z}, \frac{E_2}{1+z}]}{I[e_1, e_2]}, \quad (5)$$

with $I[x_1, x_2] = S_{[x_1, x_2]}/S_0$. Note that $k = 1$ when $E_1 = e_1(1+z)$ and $E_2 = e_2(1+z)$. That is, there is no k -correction when the fixed co-moving bandpass corresponds precisely to the redshifted detector bandpass. To perform the above calculation, the spectrum must be generally known outside the bandpass energy range where the fluence was measured. Since spectral data on a given GRB are typically sparse, it is common practice to fit $\phi(E)$ analytically using a broken power-law functional form suggested by Band et al. (1993). The Band et al. spectral shape is given by,

$$\begin{aligned} \phi(E) &= \left(\frac{E}{100 \text{ keV}}\right)^\alpha \exp\left(-\frac{E}{E_0}\right), & (\alpha - \beta)E_0 \geq E, \\ &= \left[\frac{(\alpha - \beta)E_0}{100 \text{ keV}}\right]^{(\alpha - \beta)} \exp(\beta - \alpha) \left(\frac{E}{100 \text{ keV}}\right)^\beta, & (\alpha - \beta)E_0 \leq E, \end{aligned} \quad (6)$$

This three parameter analytic fit to the spectral shape (along with the normalization S_0) appears to adequately describe GRB spectra in the bandpass energy range of BATSE (20–2000 keV; Band et al. 1993; Preece et al. 1998) and extended out to tens of MeV (Tavani 1996).

2.1. Uncertainty Estimates

In practice, in order to determine the fluence of a GRB, a spectrum is assumed and forward-folded through the detector response to produce a predicted total count for that particular detector (see Preece et al. 2000, for a review). The shape and normalization of the spectrum is then found simultaneously by iteration until the predicted counts best matches the raw counts. As such, there is likely to be some level of covariance between S_0 and the parameters of $\phi(E)$. However, probably owing to the complex dependence upon the detector responses, these covariances are rarely reported and so, in the subsequent error estimate, we make the simplifying assumption that $\phi(E)$ and the spectrum normalization S_0 are uncorrelated. (We have tested that if the parameters are maximally correlated, then the uncertainty estimate below using the uncorrelated assumption is still reasonably accurate to a factor of ~ 2).

The fractional uncertainty in GRB redshift measurements (and hence D_l) are negligible compared to the fractional uncertainty in the fluence measurement and we therefore ignore this contribution in the error analysis. The uncertainty, $\sigma_{E_{[E_1, E_2]}}$, in the energy determination then is given

by,

$$\sigma_{E_{[E_1, E_2]}}^2 = \left(\frac{E_{[E_1, E_2]}}{S_{[e_1, e_2]}} \right)^2 \sigma_{S_{[e_1, e_2]}}^2 + \left(\frac{E_{[E_1, E_2]}}{k} \right)^2 \sigma_k^2. \quad (7)$$

Adopting the functional form for $\phi(E)$ in equation 6 and again assuming that α , β , and E_0 are uncorrelated,

$$\begin{aligned} \sigma_k^2 &= \left(\frac{k}{I[\frac{E_1}{1+z}, \frac{E_2}{1+z}]} \frac{\partial I[\frac{E_1}{1+z}, \frac{E_2}{1+z}]}{\partial \alpha} - \frac{k}{I[e_1, e_2]} \frac{\partial I[e_1, e_2]}{\partial \alpha} \right)^2 \sigma_\alpha^2 \\ &+ \left(\frac{k}{I[\frac{E_1}{1+z}, \frac{E_2}{1+z}]} \frac{\partial I[\frac{E_1}{1+z}, \frac{E_2}{1+z}]}{\partial \beta} - \frac{k}{I[e_1, e_2]} \frac{\partial I[e_1, e_2]}{\partial \beta} \right)^2 \sigma_\beta^2 \\ &+ \left(\frac{k}{I[\frac{E_1}{1+z}, \frac{E_2}{1+z}]} \frac{\partial I[\frac{E_1}{1+z}, \frac{E_2}{1+z}]}{\partial E_0} - \frac{k}{I[e_1, e_2]} \frac{\partial I[e_1, e_2]}{\partial E_0} \right)^2 \sigma_{E_0}^2 \end{aligned} \quad (8)$$

with,

$$\begin{aligned} \frac{\partial I[x_1, x_2]}{\partial \alpha} &= \int_{x_1}^{x_2} E \phi(E) \ln \left(\frac{E}{100 \text{ keV}} \right) dE & \left[= \int_{x_1}^{x_2} E \phi(E) \ln \left(\frac{(\alpha - \beta) E_0}{100 \text{ keV}} \right) dE \right] \\ \frac{\partial I[x_1, x_2]}{\partial \beta} &= 0 & \left[= \int_{x_1}^{x_2} E \phi(E) \ln \left(\frac{E}{(\alpha - \beta) E_0} \right) dE \right] \\ \frac{\partial I[x_1, x_2]}{\partial E_0} &= \int_{x_1}^{x_2} \phi(E) \frac{E^2}{E_0^2} dE & \left[= \int_{x_1}^{x_2} \phi(E) \frac{(\alpha - \beta) E}{E_0} dE \right] \\ & & (\alpha - \beta) E_0 \geq E \quad [(\alpha - \beta) E_0 \leq E] \end{aligned} \quad (9)$$

Since we often need to extrapolate the spectral shape beyond where the spectrum is observed, systematic uncertainties may arise when a particular GRB spectrum is not well-fit by the Band spectral shape outside the observed bandpass (such as if there are spectral features in hard X-rays or MeV energies). However, since most of the energy of a GRB is emitted near E_0 (typically 100–400 keV in the Band et al. 1993 sample), we do not expect that the spectrum extrapolation will grossly effect the derived energy.

2.2. Template Spectra Method

Often, only the fluence measure is given and no information about the GRB spectrum is provided. When no spectral information is provided in a given reference, we need to make an assumption about the spectrum in order to carry through the analysis above. Since the spectra of GRBs are rather diverse in energy cut-off and spectral indices (e.g., Band et al. 1993), it is not necessarily sufficient to assume that the spectrum of all GRBs are the same, nor are they simple-power laws.

Instead, when no spectral information is provided, we assumed that $\phi(E)$ was each of the 54 “template” spectra fit in Band et al. (1993) and then found the implied isotropic energy release

using the GRB redshift and fluence measurement. We take as the estimated energy $1.06 \times$ the median energy implied over the ensemble of spectra. This small numerical correction factor was found empirically by comparing the template spectra k -corrections to the k -corrections found using the observed spectral data (see figure 2). For the uncertainty in the energy estimate, we add in quadrature the statistical error on the fluence normalization (term 1 of equation 7) and the r.m.s. of the energies implied using the ensemble of 54 template spectra after twice cleaning for $3\text{-}\sigma$ outliers. As we will demonstrate below (§3.1), using the template spectra method reasonably recovers the “true” energy of those bursts for which a spectrum is known.

3. Results

Tables 1 and 2 give the results of the k -corrected energies in the common energy range 20 to 2000 keV and 0.1 keV to 10 MeV (“bolometric”), respectively, for all published fluence and spectra of 23 GRBs with well-studied afterglow. We assume a cosmology with $H_0 = 65 \text{ km s}^{-1} \text{ Mpc}^{-1}$, $\Omega_m = 0.3$, and $\Omega_\Lambda = 0.7$. The redshifts of 17 of these GRBs are known. In the cases where no GRB redshift has been found (GRB 980329, GRB 980519, GRB 981220, GRB 981226) we assume $z = 1.5$, excepting GRB 980326 where we assume $z = 1.0$ (cf. Bloom et al. 1999). For completeness, we include GRB 980425 in the tables, though its association with SN 1998bw (and hence the implied extremely low redshift) is still in question; the subsequent analysis excludes GRB 980425.

In most cases the average fitted parameters to a Band et al. spectral shape was provided in the respective reference. Where the uncertainties in S_{obs} , α , β , and E_0 are provided, we find the uncertainty in the derived energy using eqns. (7)–(9). When no uncertainties were given we assumed (conservatively) 10% errors in S_{obs} and E_0 and an error of 0.2 in the parameters α and β . When no spectral information is given, we use the template spectral method described above to estimate the k -corrected energy release. We show the k -corrected energies of 17 cosmological GRBs with confirmed redshifts (not including GRB 980425) in figure 1.

3.1. Testing the Energy Corrections

We now demonstrate the robustness of the energy k -corrections and the adequacy of the template spectral method with several tests. First, in many cases the same GRB was measured by several instruments allowing for an intercomparison of implied energies for a given GRB. In 22 out of 25 intercomparisons in table 1, the k -corrected energies agree to within $2\text{-}\sigma$ for the same GRB. Second, in figure 2, we compare the energies of those bursts where spectral information is provided with the energy implied by assuming that no spectral information is provided and instead using the template spectra method to determine the energy. The comparison between the energies derived from the actual spectra and those estimated from the template spectra method

show good agreement within the statistical uncertainties. Third, as illustrated in figure 2, there are no apparent systematic discrepancies with redshift, k -corrected energies, or co-moving bandpass choice. Furthermore, we see no apparent systematic discrepancies with the choice of different cosmologies. This strengthens our claim that the k -corrected energies can be robustly determined even without spectral information for a given GRB.

Implicit in the energy estimate of bursts without published spectral information is the assumption that the template spectra are from representative bursts at the same redshift as the GRB in question. Previously, under the standard candle hypothesis, the template spectra were first blueshifted back to the presumed redshift of the particular template burst, then redshifted to the distance of GRB in question (Fenimore & Bloom 1995; Bloom et al. 1996). The reason for this was that the template spectra tended to be of brighter bursts (*i.e.* lower-redshift bursts) and therefore on the whole, by *anzatz*, spectrally harder than bursts at higher redshifts. Empirically, as seen in figure 2, we have shown that no such redshift-dependent correction is required since the template spectra adequately reproduce the implied energies of those bursts where the spectrum is observationally determined. This implies that bright (peak flux) GRBs originate from a large range in redshift, rather than from systematically small redshifts, in agreement with what is already known from GRB redshift measurements.

In tables 3 and 4, we present the implied k -corrected prompt GRB energy releases assuming three different cosmological world models. Where multiple fluence/spectral references are available for a given GRB we choose the reference with the most detailed analysis where we are most confident in the result. We emphasize again, however, that the k -corrected energies of 22 out of 25 multiple-reference GRBs are self-consistent, as they should, to within the uncertainties.

4. Discussion and Summary

We have found the k -corrected isotropic-equivalent prompt energy release and the associated uncertainties for 17 GRBs with redshifts and 6 additional GRBs with measured afterglows where we assume a redshift. Our method for determining the k -correction when no spectral information is known for a particular GRBs appears robust (see figure 2). As can be seen in the “ k ” column in table 4, the simple assumption that $E = 4\pi D_l^2 S_{\text{obs}}/(1+z)$, where S_{obs} is the observed fluence, systematically undercounts the bolometric energy release by $\sim 5\%$ to 600%, depending on the particular GRB. These differences between the k -corrected energies and the simple uncorrected energies are highlighted in figure 1 where the crosses depict the simple uncorrected energies. Though in many cases the two energies are similar, in some the differences are quite large (particularly those GRBs where fluences were measured in a small bandpass energy range). While most k -corrections are of order unity, the GRB energy distribution spans nearly 3 orders of magnitude. As such, the distribution of uncorrected energies is qualitatively similar to the distribution of k -corrected energies.

In the future, most GRB fluences will be measured in the energy ranges 40–700 keV (BepoSAX/GRBM) and 10–1000 keV (HETE-II/FREGATE) and so it is of interest to know the characteristic k -correction for these instruments. In figure 4 we show the median k -correction for several observed bandpass energy ranges as a function of burst redshift and fixed co-moving bandpass. These median k -correction curves, which are independent of cosmology, were generated using the template spectral method described herein. In the absence of a reported spectrum, these curves may be used in conjunction with equation 4 to calculate the prompt isotropic-equivalent energy of a burst.

Figure 3 shows a histogram of the k -corrected energies of 17 GRBs. For a cosmology with $H_0 = 65 \text{ km s}^{-1} \text{ Mpc}^{-1}$, $\Omega_m = 0.3$, $\Omega_\Lambda = 0.7$, the minimum bolometric GRB energy of those GRBs with measured redshifts is $6.65 \times 10^{51} \text{ erg}$ (GRB 990712) and the maximum bolometric energy is $2.32 \times 10^{54} \text{ erg}$ (GRB 990123). The median bolometric energy release is $2.19 \times 10^{53} \text{ erg}$ (GRB 990510) with an r.m.s. scatter of 0.80 dex. We emphasize that this analysis of the characteristic k -corrected energies applies only to the *observed* distribution of GRBs with redshifts; several observational biases (for example, in burst detection and redshift determination) obscure the true underlying energy distribution.

Given that many GRBs, from analysis of afterglow, are now believed to be jetted (e.g., Harrison et al. 1999; Berger et al. 2000; Halpern et al. 2000), the real energy release of a given GRB may be substantially less than the isotropic-equivalent energies derived herein. To find the real total prompt energy release one requires an additional correction factor that takes in to account the geometry of the explosion. Including geometric corrections, the distribution of GRB energies appears to tighten to a significantly narrower distribution than without the geometric corrections (such work will be presented elsewhere in Frail et al. (2001)). This tight distribution, which suggests that GRBs may be viable standard candles, underscores the ever-increasing need for accurate spectral and fluence measures as well as an accurate accounting of the order-of-unity k -corrections.

The authors thank D. Band for providing unpublished spectral and fluence measurements of two recent bursts. We acknowledge helpful discussions with the members of the Caltech-NRAO-CARA GRB Collaboration, especially with P. Price, S. Kulkarni, and D. Reichart. We thank the anonymous referee for helpful comments. JSB gratefully acknowledges the fellowship from the Fannie and John Hertz Foundation. The NRAO is a facility of the National Science Foundation operated under cooperative agreement by Associated Universities, Inc.

REFERENCES

- Amati, L. *et al.*, 2000, *Science*, 290, 953
 Amati, L. *et al.*, 1999, *GCN notice* 317
 Andersen, M. I. *et al.*, 2000, *A&A*, 364, L54

- Band, D. *et al.*, 1993, *ApJ*, 413, 281
- Berger, E. *et al.*, 2000, *Apj*, 545, 56
- Berger, E. *et al.*, 2001, *ApJ*, submitted; astro-ph/0102282
- Bloom, J. S., Djorgovski, S. G., and Kulkarni, S. R. 2000a, submitted to *ApJ*. astro-ph/0007244
- Bloom, J. S., Djorgovski, S. G., Kulkarni, S. R., and Frail, D. A. 1998, *ApJ*, 507, L25
- Bloom, J. S., Fenimore, E. E., and in 't Zand, J. 1996, in 3rd Hunstville Symposium of Gamma-Ray Bursts, 321
- Bloom, J. S. *et al.*, 1999, *Nature*, 401, 453
- . 2000b, GCN notice 661
- . 2000c, in preparation
- Castro, S. M., Diercks, A., Djorgovski, S. G., Kulkarni, S. R., Galama, T. J., Bloom, J. S., Harrison, F. A., and Frail, D. A. 2000a, GCN notice 605
- Castro, S. M., Djorgovski, S. G., Kulkarni, S. R., Bloom, J. S., Galama, T. J., Harrison, F. A., and Frail, D. A. 2000b, GCN notice 851
- Connaughton, V. 1998, GCN notice 86
- Djorgovski, S. G., Bloom, J. S., and Kulkarni, S. R. 2000a, *ApJ Lett.*, accepted; astro-ph/0008029
- Djorgovski, S. G., Dierks, A., Bloom, J. S., Kulkarni, S. R., Filippenko, A. V., Hillenbrand, L. A., and Carpenter, J. 1999, GCN notice 481
- Djorgovski, S. G., Frail, D. A., Kulkarni, S. R., Bloom, J., Odewahn, S. C., and Diercks, A. 2000b, *ApJ (Let)* submitted
- Djorgovski, S. G., Kulkarni, S. R., Bloom, J. S., Goodrich, R., Frail, D. A., Piro, L., and Palazzi, E. 1998, *ApJ*, 508, L17
- Fenimore, E. E. and Bloom, J. S. 1995, *ApJ*, 453, 25
- Fenimore, E. E. *et al.*, 1993, *Nature*, 366, 40
- Frail, D. A. *et al.*, 2001, submitted to *Nature*; astro-ph/0102282
- Frontera, F. *et al.*, 1998, in *Gamma-Ray Bursts*, 446
- Frontera, F. *et al.*, 2000a, *ApJS*, 127, 59
- Frontera, F., Amati, L., Feroci, M., and Costa, E. 1998, GCN notice 167

- Frontera, F. *et al.*, 2000b, ApJ, 540, 697
- Frontera, F. *et al.*, 2000, ApJ (Let), submitted
- Groot, P. J. *et al.*, 1998, ApJ, 502, L123
- Hakkila, J. *et al.*, 1996, ApJ, 462, 125
- Halpern, J. P. *et al.*, 2000, ApJ, 543, 697
- Harrison, F. A. *et al.*, 1999, ApJ, 523, L121
- Hurley, K. *et al.*, 2000, ApJ, 534, L23
- Hurley, K. *et al.*, 2000, GCN notice 529
- in 't Zand, J. J. M., Heise, J., van Paradijs, J., and Fenimore, E. E. 1999, ApJ, 516, L57
- Kippen, R. M. *et al.*, 1998a, GCN notice 67
- . 1998b, GCN notice 143
- . 1999a, GCN 224
- . 1999b, GCN 306
- . 1999c, GCN 322
- . 1999d, GCN 463
- Kommers, J. M., Lewin, W. H. G., Kouveliotou, C., van Paradijs, J., Pendleton, G. N., Meegan, C. A., and Fishman, G. J. 2000, ApJ, 533, 696
- Kouveliotou, C., Briggs, M. S., Preece, R., Fishman, G. J., Meegan, C. A., and Harmon, B. A. 1997. IAU circular 6660
- Kulkarni, S. R. *et al.*, 1998, Nature, 393, 35
- . 1999, Nature, 398, 389
- Mallozzi, R. S., Pendleton, G. N., and Paciesas, W. S. 1996, ApJ, 471, 636
- Meegan, C. *et al.*, 1992, Nature, 355, 143
- Metzger, M. R., Djorgovski, S. G., Kulkarni, S. R., Steidel, C. C., Adelberger, K. L., Frail, D. A., Costa, E., and Frontera, F. 1997, Nature, 387, 879
- Palmer, D. M. *et al.*, 1998, in Gamma-Ray Bursts, 304
- Piran, T. 1992, ApJ, 389, L45

- Piran, T., Jimenez, R., and Band, D. 2000, in Gamma Ray Bursts: 5th Huntsville Symposium (Woodbury, New York: AIP), 87–91
- Preece, R. D., Briggs, M. S., Mallozzi, R. S., Pendleton, G. N., Paciesas, W. S., and Band, D. L. 2000, *ApJS*, 126, 19
- Preece, R. D., Pendleton, G. N., Briggs, M. S., Mallozzi, R. S., Paciesas, W. S., Band, D. L., Matteson, J. L., and Meegan, C. A. 1998, *ApJ*, 496, 849
- Price, P. A. *et al.*, 2000, *ApJ* (Let) accepted, astro-ph/0012303
- Schmidt, M. 1999, *ApJ*, 523, L117
- Smith, D. A. *et al.*, 1999, *ApJ*, 526, 683
- Tavani, M. 1996, *ApJ*, 466, 768
- Vreeswijk, P. M. *et al.*, 2001, *ApJ*, 546, 672
- Vreeswijk, P. M. *et al.*, 1999, GCN notice 496
- Woods, E. and Loeb, A. 1994, *ApJ*, 425, L63
- Woods, P., Kippen, R. M., and Connaughton, V. 1998, GCN notice 112

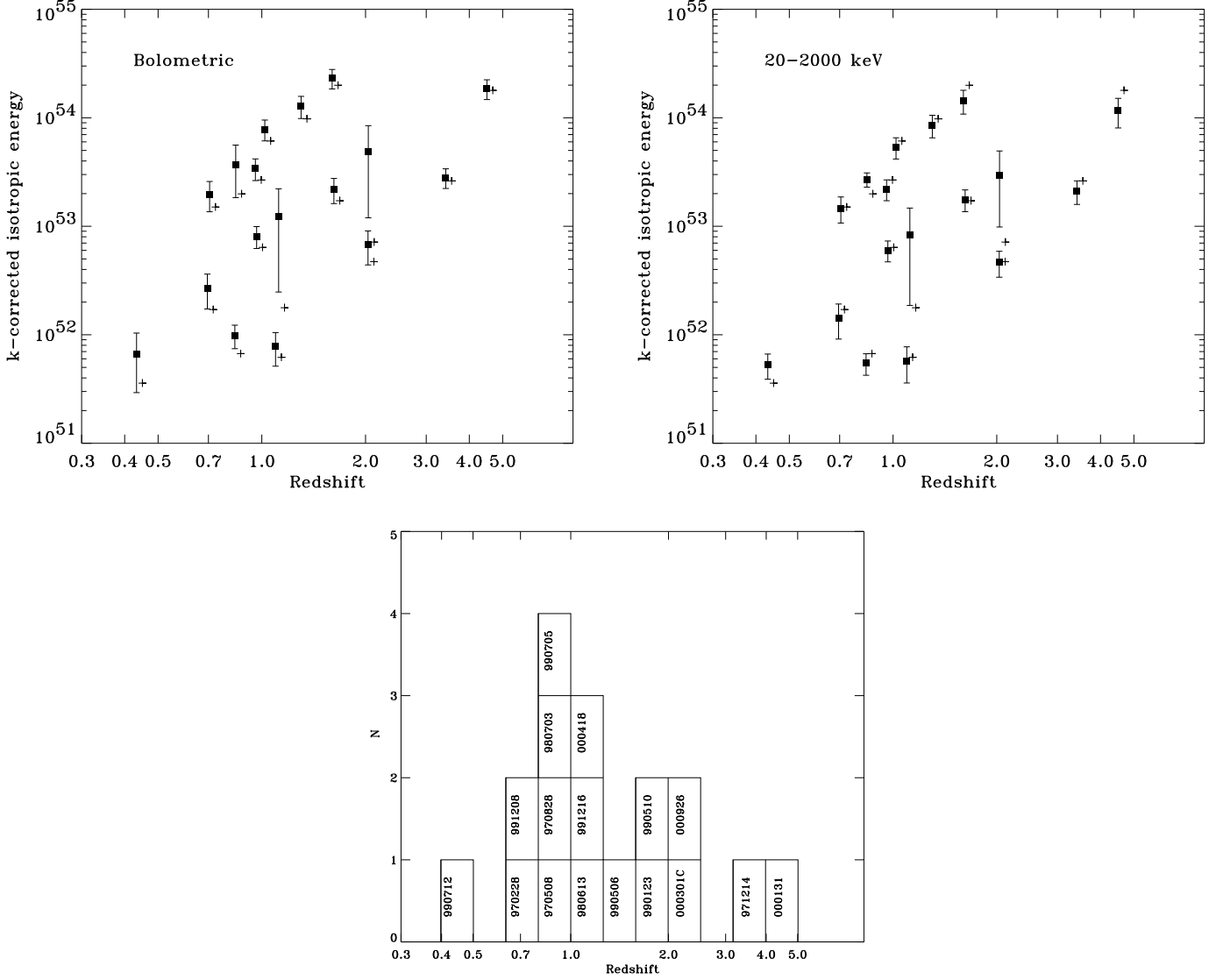


Fig. 1.— (top) The energy versus redshift relationship for k -corrected bolometric (left) and comoving 20–2000 keV (right) prompt energy releases of 17 cosmological GRBs. The k -corrected energies are noted with a filled square and the errors bars are the estimated 2σ uncertainties. The crosses (offset in redshift for clarity) are the implied energies if no k -correction is employed (that is, simply assuming that $E = 4\pi D_l^2 S_{\text{obs}}/1+z$). (bottom) The histogram of GRB redshifts binned with equal log spacing.

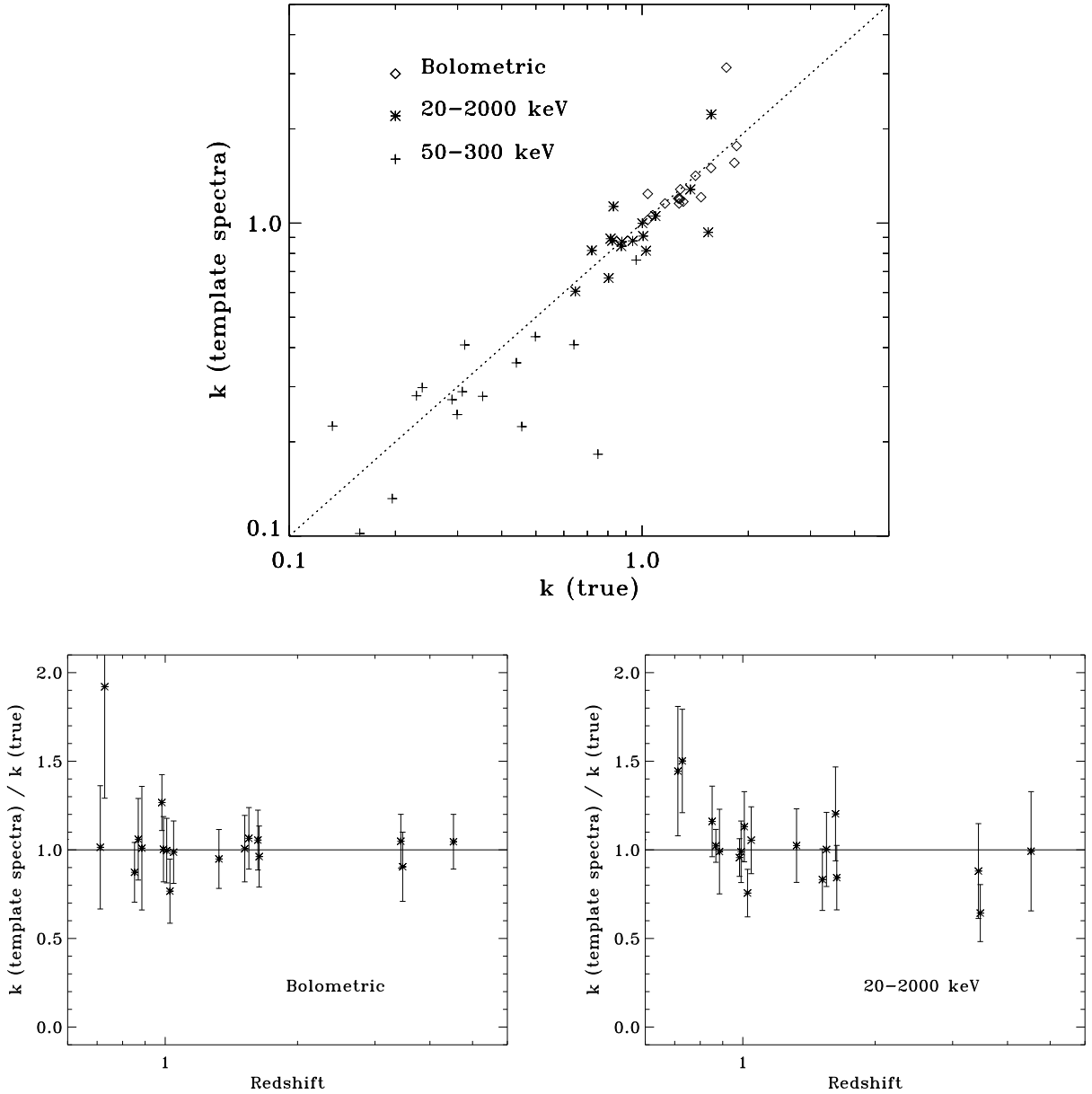


Fig. 2.— Testing the robustness of the k -corrected prompt energy release derived using the template spectra method described in the text. (top) The comparison of the true k -correction factor of those GRBs with both a known redshift and an observed spectrum to the k -correction factor estimated using template spectra method described in the text. Though there is some scatter about the (dashed) line of equal value, there are no apparent systematic problems in the template spectra method with choice of co-moving bandpass nor k -correction factors. The figures at bottom show the ratio of the k -corrected GRB energies using the spectral fits to k -corrected energy estimated using the 54 Band et al. (1993) template spectra versus GRB redshift. The redshifts of a given GRB with multiple spectrum references have been slightly spaced for clarity. There is no significant correlation between the ratio and redshift.

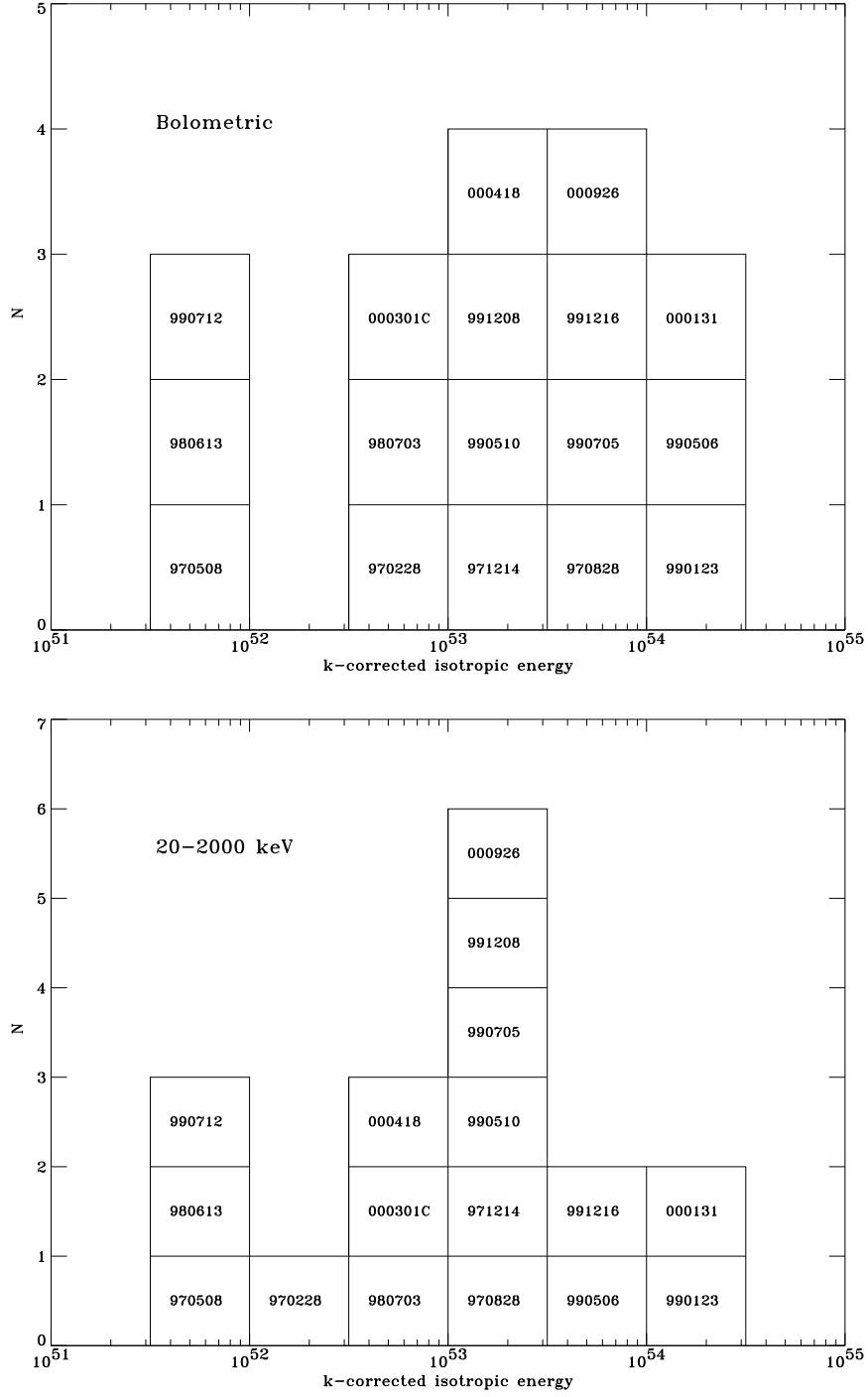


Fig. 3.— Histogram of the bolometric (left) and co-moving 20–2000 keV (right) k -corrected prompt energy releases binned with equal log spacing. The cosmological world model used is $H_0 = 65 \text{ km s}^{-1} \text{ Mpc}^{-1}$, $\Omega_m = 0.3$, $\Omega_\Lambda = 0.7$.

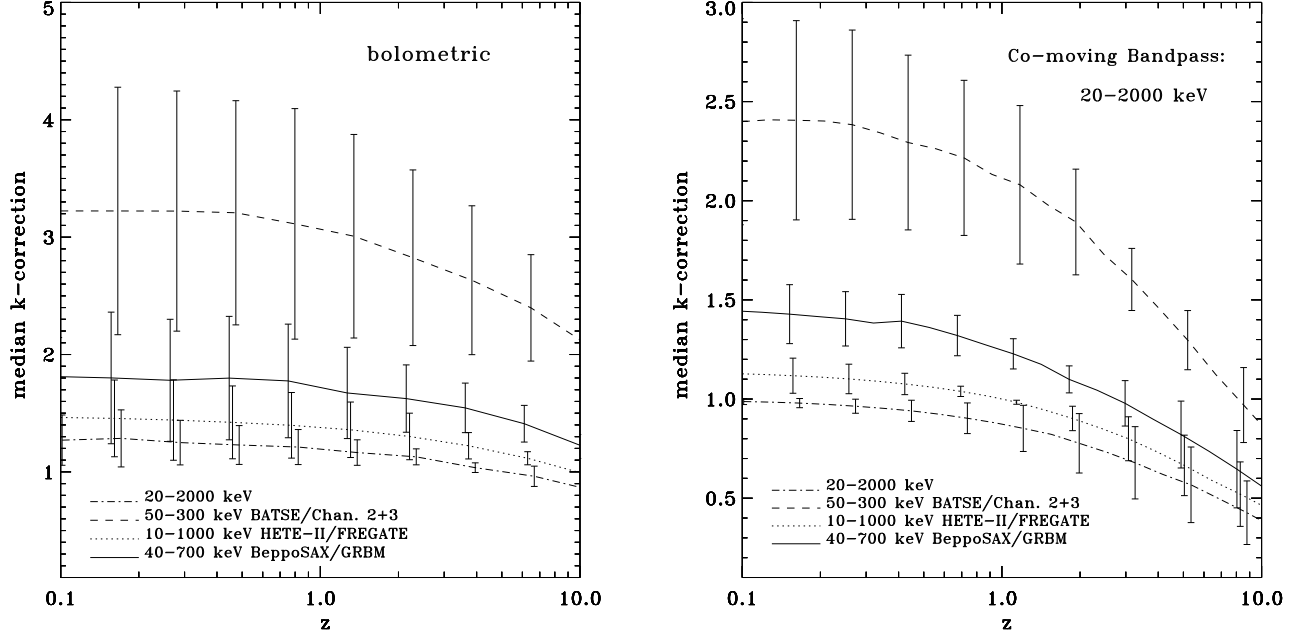


Fig. 4.— k -correction curves for bolometric (left) and co-moving 20–2000 keV bandpasses. The curves shown are the median k -corrections derived using the template spectral method for observed fluence bandpasses of 20–2000 keV (dash-dotted line), 10–1000 keV (HETE-II/FREGATE; dotted line), 40–700 keV (BeppoSAX/GRBM; solid line), and 50–300 keV (BATSE/Channels 2+3; dashed line). In the absence of a reported spectrum, these curves may be used in conjunction with equation 4 to estimate the prompt isotropic-equivalent energy of a burst. The error bars represent the $1\text{-}\sigma$ scatter in the ensemble of template spectra, which are typically grow larger with a smaller observed bandpass (e.g. 50–300 keV). Note that the k -correction approaches unity and the scatter shrinks when the observed bandpasses are well-matched to the redshifted co-moving bandpasses (e.g. HETE-II/FREGATE near $z \sim 1$ and 20–2000 keV at $z = 0$).

Table 1. k -corrected GRB energies 20–2000 keV ($H_0 = 65 \text{ km s}^{-1} \text{ Mpc}^{-1}$, $\Omega_m = 0.3$, $\Omega_\Lambda = 0.7$)

Name	z	D_l cm	Fluence			Energy			Refs.
			e_1 keV	e_2 keV	$S_{[e_1, e_2]}$ erg cm $^{-2}$	$E_{[20, 2000]}$ erg	(true) $E_{[20, 2000]}$ erg	(estimate) $E_{[20, 2000]}$ erg	
GRB 970228	0.6950	1.403e+28	1.5	700.0	1.17e-05	1.42e+52 \pm 2.52e+51	2.05e+52 \pm 3.67e+51	1, 2	
			50.0	300.0	3.10e-06	7.10e+51 \pm 5.56e+50	1.07e+52 \pm 1.90e+51	3	
			40.0	700.0	1.100e-05	...	2.24e+52 \pm 2.50e+51	4	
GRB 970508	0.8350	1.757e+28	20.0	2000.0	3.17e-06	5.46e+51 \pm 6.12e+50	6.33e+51 \pm 8.22e+50	5, 6	
			20.0	1000.0	3.10e-06	7.15e+51 \pm 4.65e+50	7.32e+51 \pm 4.63e+50	7	
			40.0	700.0	1.80e-06	5.22e+51 \pm 8.75e+50	5.17e+51 \pm 8.94e+50	4	
GRB 970828	0.9579	2.082e+28	25.0	1800.0	7.45e-05	2.09e+53 \pm 4.81e+51	2.00e+53 \pm 2.17e+52	8, 9	
			20.0	2000.0	9.60e-05	2.20e+53 \pm 2.40e+52	2.49e+53 \pm 3.41e+52	6	
GRB 971214	3.4180	9.877e+28	20.0	2000.0	9.44e-06	2.11e+53 \pm 2.58e+52	1.85e+53 \pm 5.16e+52	10, 6	
			2.0	12.0	3.400e-07	...	3.45e+53 \pm 2.79e+53	11	
			40.0	700.0	8.80e-06	3.76e+53 \pm 6.90e+52	2.42e+53 \pm 4.10e+52	4	
GRB 980326	1.0000	2.195e+28	20.0	2000.0	9.22e-07	3.42e+51 \pm 3.74e+50	2.59e+51 \pm 3.61e+50	12, 6	
			25.0	1800.0	1.400e-06	...	4.06e+51 \pm 5.91e+50	13	
GRB 980329	1.5000	3.625e+28	20.0	2000.0	5.51e-05	3.18e+53 \pm 3.54e+52	3.19e+53 \pm 5.63e+52	6	
GRB 980425	0.0085	1.217e+26	20.0	2000.0	3.87e-06	7.16e+47 \pm 7.16e+46	7.57e+47 \pm 7.14e+46	6	
			20.0	2000.0	4.000e-06	...	7.82e+47 \pm 1.11e+47	14	
GRB 980519	1.5000	3.625e+28	20.0	2000.0	1.03e-05	7.16e+52 \pm 7.99e+51	5.96e+52 \pm 1.05e+52	6	
			25.0	300.0	6.890e-06	...	8.06e+52 \pm 1.19e+52	15	
			25.0	2000.0	2.540e-05	...	1.49e+53 \pm 3.29e+52	16	
GRB 980613	1.0960	2.459e+28	20.0	2000.0	1.710e-06	...	5.67e+51 \pm 1.04e+51	17, 18	
GRB 980703	0.9660	2.103e+28	20.0	2000.0	2.26e-05	6.01e+52 \pm 6.55e+51	5.94e+52 \pm 8.18e+51	19, 6	
			20.0	2000.0	4.590e-05	...	1.21e+53 \pm 1.60e+52	20	
GRB 981220	1.5000	3.625e+28	40.0	700.0	1.000e-05	...	8.12e+52 \pm 1.59e+52	21	
			2.0	12.0	1.260e-06	...	3.97e+53 \pm 3.08e+53	11	
GRB 981226	1.5000	3.625e+28	40.0	700.0	4.000e-07	...	3.25e+51 \pm 7.86e+50	22	
GRB 990123	1.6000	3.925e+28	20.0	2000.0	2.68e-04	1.44e+54 \pm 1.78e+53	1.73e+54 \pm 3.15e+53	23, 6	
			20.0	2000.0	5.090e-04	...	3.28e+54 \pm 5.12e+53	24	
GRB 990506	1.3000	3.037e+28	20.0	2000.0	1.94e-04	8.54e+53 \pm 1.00e+53	8.74e+53 \pm 1.44e+53	25, 6	
			20.0	2000.0	2.230e-04	...	1.00e+54 \pm 1.37e+53	26	
GRB 990510	1.6190	3.982e+28	20.0	2000.0	2.26e-05	1.76e+53 \pm 2.00e+52	1.49e+53 \pm 2.73e+52	27, 6	
			40.0	700.0	1.900e-05	...	1.74e+53 \pm 1.99e+52	28	
			20.0	2000.0	2.560e-05	...	1.68e+53 \pm 2.71e+52	29	
GRB 990705	0.8400	1.770e+28	40.0	700.0	9.300e-05	...	2.70e+53 \pm 2.02e+52	30, 31	
GRB 990712	0.4330	7.927e+27	40.0	700.0	6.500e-06	...	5.27e+51 \pm 6.87e+50	27, 32	
GRB 991208	0.7055	1.429e+28	25.0	2000.0	1.000e-04	...	1.47e+53 \pm 1.98e+52	33, 34	

Table 1—Continued

Name	z	D_l cm	Fluence			Energy			Refs.
			e_1 keV	e_2 keV	$S_{[e_1, e_2]}$ erg cm $^{-2}$	$E_{[20, 2000]}$ erg	(true) $E_{[20, 2000]}$ erg	(estimate)	
GRB 991216	1.0200	2.250e+28	20.0	2000.0	1.94e-04	5.35e+53 \pm 5.94e+52	5.64e+53 \pm 7.93e+52	35, 36	
			20.0	2000.0	2.000e-04	...	5.82e+53 \pm 8.17e+52	37	
GRB 000131	4.5000	1.369e+29	20.0	2000.0	4.18e-05	1.16e+54 \pm 1.76e+53	1.15e+54 \pm 3.48e+53	38, 36	
			25.0	100.0	1.000e-05	...	1.47e+54 \pm 3.39e+53	39	
GRB 000301C	2.0335	5.269e+28	25.0	1000.0	4.100e-06	...	4.64e+52 \pm 6.22e+51	40, 41	
GRB 000418	1.1190	2.523e+28	25.0	100.0	4.700e-06	...	8.29e+52 \pm 3.21e+52	42, 43	
GRB 000926	2.0369	5.280e+28	25.0	100.0	6.200e-06	...	2.97e+53 \pm 9.90e+52	44, 45	

Note. — When two references are given in the “Refs.” column, the first is a reference to the redshift, z , and the second is the reference to that particular spectral/fluence measurement. If only one reference is given, it is for the that particular spectral/fluence measurement only. Redshifts for GRB 980326, GRB 980329, GRB 980519, GRB 981220, and GRB 981226 are assumed. The column labeled “ $E_{[20, 2000]}$ (true)” is the k -corrected prompt energy release in the co-moving bandpass 20–2000 keV determined using the spectral information and fluence given in the reference. The column labeled “ $E_{[20, 2000]}$ (estimate)” is the k -corrected prompt energy release in the co-moving bandpass 20–2000 keV estimated using the template spectra method described in the text. If only the “estimate” column is given, then that particular reference for the fluence did not provide spectral information. If both columns are given, then the reference did provide spectral and fluence measurements and the “estimate” column is then the energy determined using the template spectra method and only the provided fluence measurement. As seen here (and depicted in figure 2) the template spectra method adequately recovers the true k -corrected energy.

References. — 1. Bloom et al. (2000a); 2. Frontera et al. (1998); 3. Palmer et al. (1998); 4. Frontera et al. (2000a); 5. Bloom et al. (1998); 6. Piran et al. (2000); 7. Kouveliotou et al. (1997); 8. Djorgovski et al. (2000b); 9. Preece et al. (2000); 10. Kulkarni et al. (1998); 11. Smith et al. (1999); 12. Bloom et al. (1999); 13. Groot et al. (1998); 14. Kippen et al. (1998a); 15. in ’t Zand et al. (1999); 16. Connaughton (1998); 17. Djorgovski et al. (2000a); 18. Woods et al. (1998); 19. Djorgovski et al. (1998); 20. Kippen et al. (1998b); 21. Frontera et al. (1998); 22. Frontera et al. (2000b); 23. Kulkarni et al. (1999); 24. Kippen et al. (1999a); 25. Bloom et al. (2000c); 26. Kippen et al. (1999b); 27. Vreeswijk et al. (2001); 28. Amati et al. (1999); 29. Kippen et al. (1999c); 30. Tanvir, priv. comm.; 31. Amati et al. (2000); 32. Frontera et al. (2000); 33. Djorgovski et al. (1999); 34. Hurley et al. (2000); 35. Vreeswijk et al. (1999); 36. Band, priv. comm.; 37. Kippen et al. (1999d); 38. Andersen et al. (2000); 39. Hurley et al. (2000); 40. Castro et al. (2000a); 41. Berger et al. (2000); 42. Bloom et al. (2000b); 43. Berger et al. (2001); 44. Castro et al. (2000b); 45. Price et al. (2000)

Table 2. k -corrected GRB bolometric energies ($H_0 = 65 \text{ km s}^{-1} \text{ Mpc}^{-1}$, $\Omega_m = 0.3$, $\Omega_\Lambda = 0.7$)

Name	z	D_l cm	Fluence			Energy		Refs.
			e_1 keV	e_2 keV	$S_{[e_1, e_2]}$ erg cm $^{-2}$	$E_{[0.1, 10000]}$ erg (true)	$E_{[0.1, 10000]}$ erg (estimate)	
GRB 970228	0.6950	1.403e+28	1.5	700.0	1.17e-05	2.68e+52 \pm 9.77e+51	2.56e+52 \pm 7.97e+51	1, 2
			50.0	300.0	3.10e-06	7.84e+51 \pm 2.56e+51	1.42e+52 \pm 4.64e+51	3
			40.0	700.0	1.10e-05	6.16e+52 \pm 1.49e+52	2.86e+52 \pm 8.29e+51	4
GRB 970508	0.8350	1.757e+28	20.0	2000.0	3.17e-06	9.85e+51 \pm 1.94e+51	8.11e+51 \pm 1.28e+51	5, 6
			20.0	1000.0	3.10e-06	9.29e+51 \pm 9.09e+50	9.29e+51 \pm 2.01e+51	7
			40.0	700.0	1.80e-06	7.05e+51 \pm 1.26e+51	6.71e+51 \pm 2.12e+51	4
GRB 970828	0.9579	2.082e+28	25.0	1800.0	7.45e-05	2.15e+53 \pm 3.22e+52	2.57e+53 \pm 3.33e+52	8, 9
			20.0	2000.0	9.60e-05	3.41e+53 \pm 7.90e+52	3.20e+53 \pm 4.88e+52	6
GRB 971214	3.4180	9.877e+28	20.0	2000.0	9.44e-06	2.81e+53 \pm 5.68e+52	2.78e+53 \pm 3.01e+52	10, 6
			2.0	12.0	3.400e-07	...	5.41e+53 \pm 4.91e+53	11
			40.0	700.0	8.80e-06	9.11e+53 \pm 4.95e+53	3.80e+53 \pm 6.59e+52	12
GRB 980326	1.0000	2.195e+28	20.0	2000.0	9.22e-07	4.61e+51 \pm 1.03e+51	3.34e+51 \pm 5.03e+50	13, 6
			25.0	1800.0	1.400e-06	...	5.24e+51 \pm 8.43e+50	14
GRB 980329	1.5000	3.625e+28	20.0	2000.0	5.51e-05	4.19e+53 \pm 7.96e+52	4.21e+53 \pm 5.62e+52	6
GRB 980425	0.0085	1.217e+26	20.0	2000.0	3.87e-06	9.17e+47 \pm 1.53e+47	9.16e+47 \pm 1.99e+47	6
			20.0	2000.0	4.000e-06	...	9.47e+47 \pm 2.31e+47	15
GRB 980519	1.5000	3.625e+28	20.0	2000.0	1.03e-05	8.29e+52 \pm 1.24e+52	7.87e+52 \pm 1.05e+52	6
			25.0	300.0	6.890e-06	...	1.12e+53 \pm 3.44e+52	16
			25.0	2000.0	2.540e-05	...	1.99e+53 \pm 3.68e+52	17
GRB 980613	1.0960	2.459e+28	20.0	2000.0	1.710e-06	...	7.36e+51 \pm 1.34e+51	18, 19
GRB 980703	0.9660	2.103e+28	20.0	2000.0	2.26e-05	8.09e+52 \pm 1.24e+52	7.66e+52 \pm 1.17e+52	20, 6
			20.0	2000.0	4.590e-05	...	1.56e+53 \pm 2.28e+52	21
GRB 981220	1.5000	3.625e+28	40.0	700.0	1.000e-05	...	1.09e+53 \pm 3.26e+52	22
			2.0	12.0	1.260e-06	...	4.91e+53 \pm 5.97e+53	11
GRB 981226	1.5000	3.625e+28	40.0	700.0	4.000e-07	...	4.37e+51 \pm 1.46e+51	12
GRB 990123	1.6000	3.925e+28	20.0	2000.0	2.68e-04	2.32e+54 \pm 5.70e+53	2.31e+54 \pm 3.01e+53	23, 6
			20.0	2000.0	5.090e-04	...	4.38e+54 \pm 3.69e+53	24
GRB 990506	1.3000	3.037e+28	20.0	2000.0	1.94e-04	1.28e+54 \pm 1.93e+53	1.15e+54 \pm 1.60e+53	25, 6
			20.0	2000.0	2.230e-04	...	1.32e+54 \pm 1.29e+53	26
GRB 990510	1.6190	3.982e+28	20.0	2000.0	2.26e-05	2.19e+53 \pm 3.45e+52	1.99e+53 \pm 2.59e+52	27, 6
			40.0	700.0	1.900e-05	...	2.38e+53 \pm 5.71e+52	28
			20.0	2000.0	2.560e-05	...	2.25e+53 \pm 2.04e+52	29
GRB 990705	0.8400	1.770e+28	40.0	700.0	9.300e-05	...	3.51e+53 \pm 9.41e+52	30, 31
GRB 990712	0.4330	7.927e+27	40.0	700.0	6.500e-06	...	6.27e+51 \pm 1.86e+51	27, 32
GRB 991208	0.7055	1.429e+28	25.0	2000.0	1.000e-04	...	1.86e+53 \pm 3.07e+52	33, 34

Table 2—Continued

Name	z	D_l cm	Fluence			Energy			Refs.
			e_1 keV	e_2 keV	$S_{[e_1, e_2]}^2$ erg cm ⁻²	$E_{[0.1, 10000]}$ erg	(true) $E_{[0.1, 10000]}$ erg	(estimate)	
GRB 991216	1.0200	2.250e+28	20.0	2000.0	1.94e-04	7.83e+53 ± 1.34e+53	7.29e+53 ± 1.09e+53	35, 36	
			20.0	2000.0	2.000e-04	...	7.52e+53 ± 1.13e+53	37	
GRB 000131	4.5000	1.369e+29	20.0	2000.0	4.18e-05	1.86e+54 ± 4.10e+53	1.83e+54 ± 2.05e+53	38, 36	
			25.0	100.0	1.000e-05	...	2.42e+54 ± 9.35e+53	39	
GRB 000301C	2.0335	5.269e+28	25.0	1000.0	4.100e-06	...	6.35e+52 ± 1.16e+52	40, 41	
GRB 000418	1.1190	2.523e+28	25.0	100.0	4.700e-06	...	1.16e+53 ± 4.92e+52	42, 43	
GRB 000926	2.0369	5.280e+28	25.0	100.0	6.200e-06	...	4.56e+53 ± 1.82e+53	44, 45	

Note. — See comments of table 1.

References. — 1. Bloom et al. (2000a); 2. Frontera et al. (1998); 3. Palmer et al. (1998); 4. Frontera et al. (2000a); 5. Bloom et al. (1998); 6. Piran et al. (2000); 7. Kouveliotou et al. (1997); 8. Djorgovski et al. (2000b); 9. Preece et al. (2000); 10. Kulkarni et al. (1998); 11. Smith et al. (1999); 12. Frontera et al. (2000b); 13. Bloom et al. (1999); 14. Groot et al. (1998); 15. Kippen et al. (1998a); 16. in 't Zand et al. (1999); 17. Connaughton (1998); 18. Djorgovski et al. (2000a); 19. Woods et al. (1998); 20. Djorgovski et al. (1998); 21. Kippen et al. (1998b); 22. Frontera et al. (1998); 23. Kulkarni et al. (1999); 24. Kippen et al. (1999a); 25. Bloom et al. (2000c); 26. Kippen et al. (1999b); 27. Vreeswijk et al. (2001); 28. Amati et al. (1999); 29. Kippen et al. (1999c); 30. Tanvir, priv. comm.; 31. Amati et al. (2000); 32. Frontera et al. (2000); 33. Djorgovski et al. (1999); 34. Hurley et al. (2000); 35. Vreeswijk et al. (1999); 36. Band, priv. comm.; 37. Kippen et al. (1999d); 38. Andersen et al. (2000); 39. Hurley et al. (2000); 40. Castro et al. (2000a); 41. Berger et al. (2000); 42. Bloom et al. (2000b); 43. Berger et al. (2001); 44. Castro et al. (2000b); 45. Price et al. (2000)

Table 3. Summary of k -corrected energies in 20–2000 keV for three world models

Name	z	Fluence			Energy				k	Refs.
		$S[e_1, e_2]$ erg cm ⁻²	e_1 keV	e_2 keV	E 0.3,0.7	$E_{[20,2000]}$ 0.3,0.7	$E_{[20,2000]}$ 0.05,0.0	$E_{[20,2000]}$ 1.0,0.0		
970228	0.6950	1.170e-05	1.5	700.0	1.71e+52	1.42e+52	1.25e+52	9.00e+51	0.83	1
970508	0.8350	3.170e-06	20.0	2000.0	6.70e+51	5.46e+51	4.88e+51	3.30e+51	0.81	2
970828	0.9579	9.600e-05	20.0	2000.0	2.67e+53	2.20e+53	2.00e+53	1.28e+53	0.82	2
971214	3.4180	9.440e-06	20.0	2000.0	2.62e+53	2.11e+53	3.29e+53	9.38e+52	0.80	2
980326	1.0000	9.220e-07	20.0	2000.0	2.79e+51	3.42e+51	3.13e+51	1.97e+51	1.23	2
980329	1.5000	5.510e-05	20.0	2000.0	3.64e+53	3.18e+53	3.20e+53	1.65e+53	0.87	2
980425	0.0085	3.870e-06	20.0	2000.0	7.15e+47	7.16e+47	7.12e+47	7.10e+47	1.00	2
980519	1.5000	1.030e-05	20.0	2000.0	6.80e+52	7.16e+52	7.22e+52	3.73e+52	1.05	2
980613	1.0960	1.710e-06	20.0	2000.0	6.20e+51	5.67e+51	5.27e+51	3.19e+51	0.91	3
980703	0.9660	2.260e-05	20.0	2000.0	6.39e+52	6.01e+52	5.47e+52	3.50e+52	0.94	2
981220	1.5000	1.000e-05	40.0	700.0	6.60e+52	8.12e+52	8.19e+52	4.23e+52	1.23	4
981226	1.5000	4.000e-07	40.0	700.0	2.64e+51	3.25e+51	3.27e+51	1.69e+51	1.23	5
990123	1.6000	2.680e-04	20.0	2000.0	2.00e+54	1.44e+54	1.48e+54	7.37e+53	0.72	2
990506	1.3000	1.940e-04	20.0	2000.0	9.78e+53	8.54e+53	8.25e+53	4.60e+53	0.87	2
990510	1.6190	2.260e-05	20.0	2000.0	1.72e+53	1.76e+53	1.83e+53	9.02e+52	1.03	2
990705	0.8400	9.300e-05	40.0	700.0	1.99e+53	2.70e+53	2.42e+53	1.63e+53	1.36	6
990712	0.4330	6.500e-06	40.0	700.0	3.58e+51	5.27e+51	4.65e+51	3.78e+51	1.47	7
991208	0.7055	1.000e-04	25.0	2000.0	1.50e+53	1.47e+53	1.30e+53	9.29e+52	0.98	8
991216	1.0200	1.940e-04	20.0	2000.0	6.11e+53	5.35e+53	4.91e+53	3.07e+53	0.88	9
000131	4.5000	4.180e-05	20.0	2000.0	1.79e+54	1.16e+54	2.25e+54	4.98e+53	0.65	9
000301C	2.0335	4.100e-06	25.0	1000.0	4.71e+52	4.64e+52	5.28e+52	2.26e+52	0.98	10
000418	1.1190	4.700e-06	25.0	100.0	1.77e+52	8.29e+52	7.74e+52	4.64e+52	4.67	11
000926	2.0369	6.200e-06	25.0	100.0	7.15e+52	2.97e+53	3.38e+53	1.44e+53	4.15	12

Note. — The column marked E is the “uncorrected” energy found using the equation $E = 4\pi D_L^2 S_{[e_1, e_1]}/(1+z)$. The columns marked with $E_{[20,2000]}$ are properly k -corrected energies using the methodology described in the text. Each energy column is for a specific world model represented by $(\Omega_m, \Omega_\Lambda)$; all world models use $H_0 = 65 \text{ km s}^{-1} \text{ Mpc}^{-1}$. The “ k ” column contains the k -corrections which is the ratio of the k -corrected energy to the uncorrected energy for $\Omega_m = 0.3, \Omega_\Lambda = 0.7$. Note that most k -corrections are of order unity except in a few cases where the reported fluence is in a narrow bandpass (e.g. GRB 000926). References are for the spectral/fluence measurements only; references for the redshift determination can be found table 1.

References. — 1. Frontera et al. (1998); 2. Piran et al. (2000); 3. Woods et al. (1998); 4. Frontera et al. (1998); 5. Frontera et al. (2000b); 6. Amati et al. (2000); 7. Frontera et al. (2000); 8. Hurley et al. (2000); 9. Band, priv. comm.; 10. Berger et al. (2000); 11. Berger et al. (2001); 12. Price et al. (2000)

Table 4. Summary of k -corrected bolometric energies for three world models

Name	z	Fluence			Energy				k	Refs.
		$S[e_1, e_2]$ erg cm ⁻²	e_1 keV	e_2 keV	E 0.3,0.7	$E_{[0.1,10000]}$ 0.3,0.7	$E_{[0.1,10000]}$ 0.05,0.0	$E_{[0.1,10000]}$ 1.0,0.0		
970228	0.6950	1.170e-05	1.5	700.0	1.71e+52	2.68e+52	2.36e+52	1.70e+52	1.57	1
970508	0.8350	3.170e-06	20.0	2000.0	6.70e+51	9.85e+51	8.81e+51	5.96e+51	1.47	2
970828	0.9579	9.600e-05	20.0	2000.0	2.67e+53	3.41e+53	3.10e+53	1.99e+53	1.28	2
971214	3.4180	9.440e-06	20.0	2000.0	2.62e+53	2.81e+53	4.38e+53	1.25e+53	1.07	2
980326	1.0000	9.220e-07	20.0	2000.0	2.79e+51	4.61e+51	4.22e+51	2.66e+51	1.65	2
980329	1.5000	5.510e-05	20.0	2000.0	3.64e+53	4.19e+53	4.23e+53	2.18e+53	1.15	2
980425	0.0085	3.870e-06	20.0	2000.0	7.15e+47	9.17e+47	9.13e+47	9.09e+47	1.28	2
980519	1.5000	1.030e-05	20.0	2000.0	6.80e+52	8.29e+52	8.36e+52	4.31e+52	1.22	2
980613	1.0960	1.710e-06	20.0	2000.0	6.20e+51	7.80e+51	7.25e+51	4.39e+51	1.26	3
980703	0.9660	2.260e-05	20.0	2000.0	6.39e+52	8.09e+52	7.36e+52	4.71e+52	1.27	2
981220	1.5000	1.000e-05	40.0	700.0	6.60e+52	1.16e+53	1.17e+53	6.02e+52	1.75	4
981226	1.5000	4.000e-07	40.0	700.0	2.64e+51	4.63e+51	4.67e+51	2.41e+51	1.75	5
990123	1.6000	2.680e-04	20.0	2000.0	2.00e+54	2.32e+54	2.39e+54	1.19e+54	1.16	2
990506	1.3000	1.940e-04	20.0	2000.0	9.78e+53	1.28e+54	1.24e+54	6.90e+53	1.31	2
990510	1.6190	2.260e-05	20.0	2000.0	1.72e+53	2.19e+53	2.27e+53	1.12e+53	1.27	2
990705	0.8400	9.300e-05	40.0	700.0	1.99e+53	3.72e+53	3.33e+53	2.25e+53	1.87	6
990712	0.4330	6.500e-06	40.0	700.0	3.58e+51	6.65e+51	5.87e+51	4.77e+51	1.86	7
991208	0.7055	1.000e-04	25.0	2000.0	1.50e+53	1.97e+53	1.74e+53	1.25e+53	1.31	8
991216	1.0200	1.940e-04	20.0	2000.0	6.11e+53	7.83e+53	7.19e+53	4.49e+53	1.28	9
000131	4.5000	4.180e-05	20.0	2000.0	1.79e+54	1.86e+54	3.60e+54	7.98e+53	1.04	9
000301C	2.0335	4.100e-06	25.0	1000.0	4.71e+52	6.73e+52	7.67e+52	3.28e+52	1.43	10
000418	1.1190	4.700e-06	25.0	100.0	1.77e+52	1.23e+53	1.15e+53	6.90e+52	6.94	11
000926	2.0369	6.200e-06	25.0	100.0	7.15e+52	4.83e+53	5.51e+53	2.35e+53	6.75	12

Note. — See notes from table 3.

References. — 1. Frontera et al. (1998); 2. Piran et al. (2000); 3. Woods et al. (1998); 4. Frontera et al. (1998); 5. Frontera et al. (2000b); 6. Amati et al. (2000); 7. Frontera et al. (2000); 8. Hurley et al. (2000); 9. Band, priv. comm.; 10. Berger et al. (2000); 11. Berger et al. (2001); 12. Price et al. (2000)