

# On Core Collapse Supernovæ in Normal and in Seyfert Galaxies

A. Bressan<sup>1</sup>, M. Della Valle<sup>2,3</sup>, P. Marziani<sup>1</sup>

<sup>1</sup> *Osservatorio Astronomico di Padova, Vicolo dell' Osservatorio 5, I-35122 Padova, Italy*

<sup>2</sup> *Osservatorio Astrofisico di Arcetri, Firenze, Italy*

<sup>3</sup> *European Southern Observatory, Garching by München, Germany*

Received: never; Accepted: never

## ABSTRACT

This paper estimates the relative frequency of different types of core-collapse supernovæ, in terms of the ratio  $\mathcal{S}$  between the number of type Ib–Ic and of type II supernovæ. We estimate  $\mathcal{S}$  independently for all normal and Seyfert galaxies whose radial velocity is  $\leq 14000 \text{ km s}^{-1}$ , and which had at least one supernova event recorded in the Asiago catalogue from January 1986 to August 2000. We find that the ratio  $\mathcal{S}$  is  $\approx 0.23 \pm 0.05$  in normal galaxies. This value is consistent with constant star formation rate and with a Salpeter Initial Mass Function and average binary rate  $\approx 50\%$ . On the contrary, Seyfert galaxies exceed the ratio  $\mathcal{S}$  in normal galaxies by a factor  $\approx 4$  at a confidence level  $\gtrsim 2\sigma$ . A caveat is that the numbers for Seyferts are still small (6 type Ib–Ic and 6 type II supernovæ discovered as yet). Assumed real, this excess of type Ib and Ic with respect to type II supernovæ, may indicate a burst of star formation of young age ( $\tau \lesssim 20 \text{ Myr}$ ), a high incidence of binary systems in the inner regions ( $r \lesssim 0.4R_{25}$ ) of Seyfert galaxies, or a top-loaded mass function.

**Key words:** galaxies: nuclei - galaxies: Seyfert - galaxies: starburst - stars: formation - galaxies: stellar content - stars: supernovæ: general

## 1 INTRODUCTION

The relationship between circum-nuclear star formation and non-thermal nuclear activity is as yet poorly understood. While the possibility that non-thermal activity may be entirely ascribed to massive stars and to supernova events (Terlevich & Melnick 1988; ?) is challenged by several lines of evidence, it is unlikely that the onset of nuclear activity and strong nuclear or circum-nuclear star formation can be fully unrelated phenomena. Supernovæ may not be responsible for the optical spectrum and emission line of Seyfert 1 galaxies, but reprocessed gas of supernova ejections may eventually be accreted by the central black hole, influencing the opacity and hence the radiating properties of the accretion disk which is reputed to be one of the ultimate components of the AGN central engine.

Core-collapse supernovæ from massive progenitors, albeit rare events, are diagnostics of recent star formation. The aim of this paper is to estimate the ratio between the total number of Ib–Ic supernovæ type II supernovæ [ $\mathcal{S} = N(\text{Ib/c})/N(\text{II})$ ] discovered in a suitable sample of non-active (hereafter normal) galaxies, as well as to compare it to that of Seyfert galaxies. As we will show through this paper, the ratio  $\mathcal{S}$  reflects metallicity, age, fraction of binary systems, and initial mass function (IMF) shape effects which

are probably much different in normal and (at least in some) Seyfert galaxies.

## 2 SAMPLE SELECTION & CRITERION

We cross correlated the latest available Asiago Supernova Catalogue (last supernova recorded: 2000di on Aug. 23) (Barbon et al. 1993) with the 9<sup>th</sup> edition of A Catalogue of Quasars and Active Galactic Nuclei by M. - P. Véron-Cetty and P. Véron (Véron-Cetty & Véron 2000). All AGN hosting a supernova have  $v_r \lesssim 14,000 \text{ km s}^{-1}$ . A temporal restriction is needed since type Ib and Ic supernovæ, first observed in the 1960s (Bertola 1964) were labeled as peculiar “type I” supernovæ for more than two decades. The realization that they are a different class of objects came after two decades, around 1985 (Elias et al. 1985; Panagia, Sramek, & Weiler 1986; Porter & Filippenko 1987). We limit our counts to supernovæ discovered after Dec. 31, 1985. Only few identification of type Ib/c supernovæ discovered earlier than Jan. 1, 1986 are available (as a product of subsequent re-identification of older type I spectra).

We define a sample of “normal” galaxies as including all galaxies listed in the Asiago Catalogue with  $v_r \lesssim 14,000 \text{ km s}^{-1}$ , not classified as Seyfert (including un-

**Table 1.** Distribution of of Supernovæ

SN Type	Number of Supernova Events <sup>‡</sup>		
	All <sup>†</sup>	$v_r \leq 14000$	
		Normal	Seyfert
Unclassified	661	36	1
I	77	3	1
Ia	565	192	14
Ib-Ic	81	48	6
II	374	210	6
S <sup>‡</sup>	0.216	0.229	1.000
Pec	6	0	0
Total	1764	489	28

<sup>†</sup>In the time lapse from Jan. 1, 1986 to Aug. 23, 2000

<sup>‡</sup>All supernovæ listed in the Asiago catalogue, since 1885 until August 23, 2000.

<sup>‡</sup>  $f = N(\text{Ib/c})/N(\text{II})$ , as reported in the two preceding rows.

certain Seyfert types, coded as “S”), HII (code H2) or LINERs (code S3) in the Véron-Cetty and Véron lists. The Seyfert sample comprises all Seyfert galaxies as above but coded as S1, S2 or S1x in the catalogue (see Table 1 for sample sizes).

We restrict our comparison to the rate of type Ib-Ic and II supernovæ, since *the control time  $\tau_c$  is approximately the same for both type Ib/c and type II supernovæ*. The difference in brightness and light curve shape between type Ib-Ic and type II supernovæ would translate in a  $\Delta\tau_c/\tau_c \approx 15\%$  (Cappellaro et al. 1993), which is marginal with respect to the magnitude of the effects we are considering (a factor  $\approx 4$ ; see §3). Even if Seyfert galaxies and normal galaxies have been monitored over different times, and with different techniques, the ratio  $N(\text{Ib/c})/N(\text{II})$  should *almost* reproduce the true ratio of supernova rates for type Ib/c and type II (but clearly not each supernova rate in supernova units!). In other words, we have  $\text{SNR}(\text{Ib/c})/\text{SNR}(\text{II}) = N(\text{Ib/c})/(0.01 \tau_{\text{Ib/c}}) \times 0.01 \tau_{\text{II}}/N(\text{II}) \approx N(\text{Ib/c})/N(\text{II})$ , where  $\tau$  is in centuries, SNR is expressed in number of supernovæ per year, and  $\tau_c(\text{II}) \approx \tau_c(\text{Ib/c})$ . Selection effects, described in the next section, will operate in the same way in both galaxy samples.

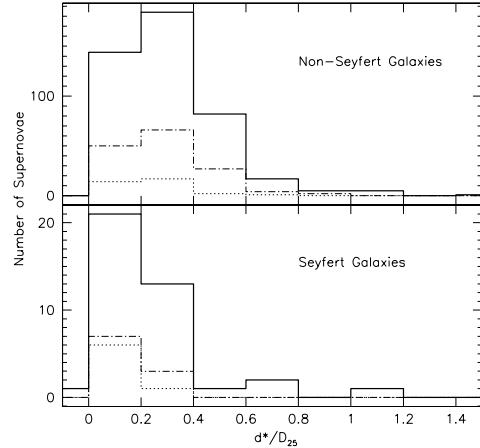
The Seyfert sample is dominated by Seyfert 2 galaxies, and at any rate by very low luminosity AGN. The average absolute magnitude of the Seyfert 2 sample is  $M_B \approx -19.1$  (taking the data of the Véron-Cetty and Véron Catalogue) The S1x nuclei are, on average, of similar luminosity ( $\overline{M_B} \approx -19.3$ ). In complete samples, Seyfert 1 nuclei are on average a factor 100 brighter than Seyfert 2 (see also §5).

### 3 RESULTS

#### 3.1 The Distribution of Core Collapse Supernova Types

Table 1 reports the number of supernovæ counted in each sample, with the restrictions on redshift and on discovery time motivated above.

The ratio  $\mathcal{S} = N(\text{Ib-Ic})/N(\text{II})$  for normal galaxies is  $\approx 0.23$ , very close to the values obtained from the ratio of absolute supernova rates in SNu: 0.18 for S0a-Sb galaxies, and 0.27 for Sbc-Sd galaxies (Cappellaro et al. 1997). The ratio



**Figure 1.** Distribution of supernova distance normalized to the photometric diameter  $D_{25}$ , for normal (upper panel) and Seyfert (lower panel) galaxies with at least one supernova listed in the Asiago supernovæ catalogue. Supernova offsets and photometric diameters are as reported in the Asiago catalogue. Abscissa scale is ratio between deprojected supernova distance and photometric radius; ordinate scale is number of supernovæ. Thick solid line: all supernovæ; dotted lines: type Ib/c supernovæ, dot-dashed line: type II supernovæ.

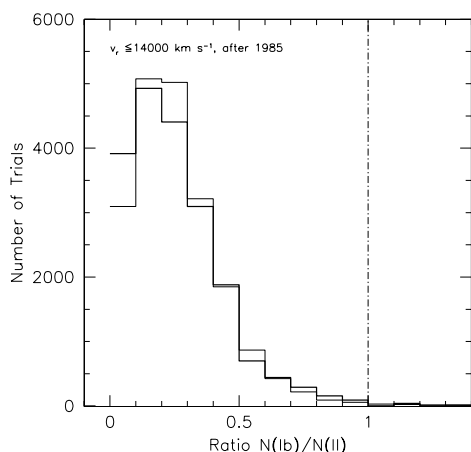
$\mathcal{S}$  is much larger in the Seyfert than in the normal galaxies samples, by a factor  $\approx 4$ .  $\mathcal{S}_{cc,Sy} = N(\text{Ib/Ic})/N_{cc} \approx 0.5 \gg \mathcal{S}_{norm} \approx 0.19$ , where  $N_{cc} = N(\text{Ib}) + N(\text{Ic}) + N(\text{II})$  is the number of core-collapse supernovæ. Assumption of binomial statistics, where the probability is  $p = \mathcal{S}_{cc,norm}$ , yields an excess of type Ib-Ic supernova in the Seyfert sample significant to a confidence level of  $\gtrsim 2\sigma$  ( $N(\text{Ib/c})$  expected in the Seyfert sample is  $2.3 \pm 1.3$ ). However, this simple estimate may not be fully satisfactory, since normal galaxies and Seyfert samples may be influenced by factors affecting the probability of discovery as well as the intrinsic rate of supernova explosion (see §3.3).

#### 3.2 The Radial Distribution of Supernovæ

Fig. 1 shows the distribution of the supernova de-projected distance  $d^*$  normalized to the standard isophotal diameter  $D_{25}$ , for normal and Seyfert galaxies, computed under the assumptions that all galaxies can be considered flat disks. Supernovæ in Seyfert galaxies show a tendency to occur closer to the nucleus. A Kolmogorov – Smirnov test suggests that the distributions are different to a statistical significance of 0.999. This result has been known for some time (Petrosian & Turatto 1990; Kazarian 1997) from the analysis of supernova data in different samples.

#### 3.3 Significance of Results: Is there any Real Excess of type Ib-Ic Supernovæ in Seyfert galaxies?

The ratio  $\mathcal{S}_{norm}$  has been determined from 210 type II and 48 type Ib-Ic supernovæ; therefore it is possible to safely use the binomial statistics to write  $\mathcal{S}_{norm} \approx 0.23 \pm 0.05$

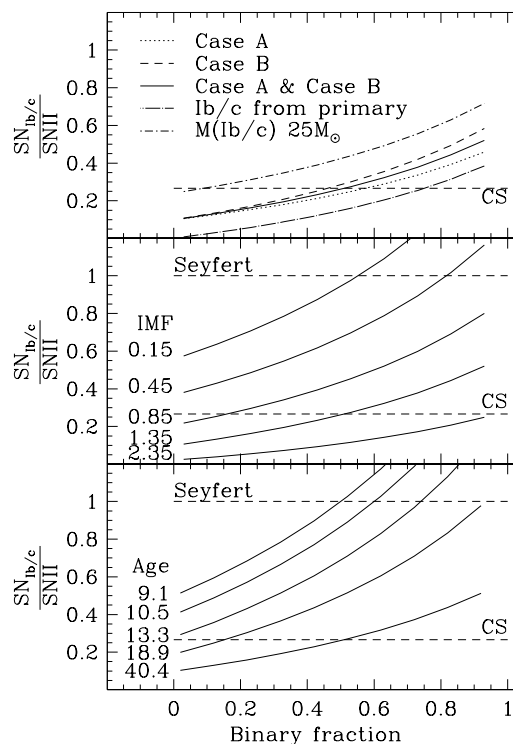


**Figure 2.** Distribution of the ratio  $S = N(\text{Ib/Ic})/N(\text{II})$  for 20000 bootstrap replications of the Seyfert sample by pseudo-control samples of the same size (see text). Thick solid lines: without redistribution of unknown and type I supernovæ; thin solid line: after redistribution of unknown and type I supernovæ. We considered 25 galaxies with  $v_r \leq 14000 \text{ km s}^{-1}$  with supernovæ discovered in or after 1985. The vertical dot-dashed line marks the value found for the Seyfert sample, as reported in Table 1.

(at  $1 \sigma$  confidence level). To properly estimate the statistical significance of the excess of type Ib-Ic supernovæ in Seyfert galaxies, we used a “bootstrap” method. We generated a large number ( $\sim 10^4$ ) of synthetic data sets matching the Seyfert galaxy sample. The synthetic data set were extracted randomly from our normal galaxies samples, with the same number of galaxies as in the Seyfert samples, and with the same *distribution* of any parameter influencing either the probability of discovery of supernovæ, or the intrinsic rate of supernova production (Cappellaro et al. 1993): (1) galaxy inclination, (2)  $D_{25}$ , (3) morphological type, (4) radial velocity. “Matching” samples were considered all synthetic samples for which the four distributions were *all* not statistically different from the distributions for the Seyfert sample at a  $2\sigma$  confidence level. In other words, since we could not eliminate selection effects from our Seyfert sample, we reproduced them in a similar fashion in a large number of “pseudo-control samples.”

In all cases save the morphological type, the statistical difference between the parameter distribution of the Seyfert galaxy sample and of same-size samples of normal galaxies was assessed by a Kolmogorov-Smirnov test. In the case of morphological type, a  $\chi^2$  test was applied, after rebinning of T values into four bins for early type galaxies (E-S0), early spirals (S0a-Sb) late type galaxies (Sc and later), and unknown or peculiar. We computed the number of supernovæ for each synthetic data set, and then we counted which fraction of synthetic data sets had supernova numbers exceeding the number from the real data. That fraction has been assumed to be our statistical significance (Efron & Tibshirani 1993).

Fig. 2 the thick solid line shows the distribution of  $S$  for the pseudo-control samples. The dot-dashed line marks the value found for the Seyfert sample. Only in  $\approx 1\%$



**Figure 3.** Upper panel: expected ratio  $S$  of SNIbc to SNI rates as a function of the binary fraction. A Salpeter IMF and a constant star formation rate in the last 100 Myr have been adopted. Several cases are considered as detailed in the text. Middle panel: IMF effects. Ratio  $S$  in model c), for different IMF exponents  $x$ , as labelled in the figure. The Salpeter IMF corresponds to  $x=1.35$ . Lower panel: age effects. Ratio  $S$  in model c) for different starburst ages (assuming solar composition), as labelled in Myr.

the cases a larger value of the ratio  $N(\text{Ib/c})/N(\text{II})$  is found, confirming that a realistic estimate of the significance of the result is  $\gtrsim 2\sigma$ . The thin line marks the distribution of supernovæ after supernovæ whose classification was unknown and or of generic type “I” have been re-assigned (consistently with the approach of (Petrosian & Turatto 1990)). From Fig. 2, we infer that the redistribution for unclassified supernova types has a negligible effect on the statistical results.

## 4 INFERENCES ON STAR FORMATION

### 4.1 Normal Galaxies

The interpretation of the ratio  $S$  for the “average normal” galaxy is straightforward, if we consider most likely that Ib/c supernovæ progenitors are Wolf Rayet stars, whose hydrogen envelope has been fully lost (Filippenko 1998, and references therein). The latter stars may result from the evolution of the most massive stars ( $M \geq 40 M_{\odot}$ ) (Bressan, Chiosi, & Bertelli 1981; Bressan 1994) or from less massive primary component of binary systems after the mass transfer (eg. Table 2 of (Wellstein & Langer 1999)). Assuming a constant star formation rate during the last 100 Myr, and adopting

the same initial mass function (IMF) for single stars and binary components, the ratio  $\mathcal{S}$  is simply given by

$$\mathcal{S} = \frac{\sum_i W^i \int_{m_1^i}^{m_2^i} \psi(m) dm}{\sum_j W^j \int_{m_1^j}^{m_2^j} \psi(m) dm} \quad (1)$$

where  $m$  is the initial mass of the star, the index  $i$  refers to all channels leading to type Ib/c supernovæ,  $j$  to the formation of type II supernovæ and  $W$ 's are relative weights that depend on the overall binary fraction and on the relative frequency of case A, B and C in the binary evolution.

The expected variation of the ratio  $\mathcal{S}$  is shown in the upper panel of Fig.3, as a function of the binary fraction. To this purpose we have adopted a Salpeter IMF up to  $120 M_{\odot}$ , and the values of  $m^i$  and  $m^j$  were taken from Table 2 of (Wellstein & Langer 1999); the latter authors also assume that all stars more massive than  $40 M_{\odot}$  explode as type Ib/c supernovæ, while single stars and secondary stars less massive than  $40 M_{\odot}$  explode as type II supernovæ. We have considered several cases: (a) all binaries evolve as Case A (dotted line); (b) all binaries evolve as Case B (dashed line); (c) Case A and B share the same relative weight (solid line); (d) as in (c) but in the case that only binary members explode as type Ib/c supernovæ (lower dot long-dashed line); (e) as in (c) but in this case the initial mass for Ib/c supernovæ has been lowered from  $40 M_{\odot}$  to  $25 M_{\odot}$  (upper dot short-dashed line). The horizontal line represents the observed average value for the normal galaxy sample (CS). We did not account for Case C evolution because it is considered to be a very rare event and as such it will only slightly modify the picture depicted in Fig.3. The fraction  $\mathcal{S}$  does not appear much affected by the precise details of the binary evolution. For normal spirals, the observed ratio is consistent with a scenario where the progenitors of type Ib/c supernovæ are Wolf Rayet stars, either evolved from stars initially more massive than  $40 M_{\odot}$  or from less massive primary components of binary systems. The data support a universal Salpeter IMF and indicate a binary fraction of about the 50%. A significantly higher binary fraction (about 75%) is required if one insists that only binary evolution give rise to type Ib/c supernovæ. As discussed by Wellstein & Langer (1999), uncertainties in the mass-loss rate, convection treatment and chemical composition may affect both the upper mass limit ( $40 M_{\odot}$ ) leading to type II supernovæ in single stars, and the mass transfer phase in binary evolution. Fortunately, uncertainties leading to different type Ib and type Ic supernovæ events are not relevant here, because we are considering their combined frequency.

## 4.2 Seyfert Galaxies

From Table 1 and Fig.3, we also infer that things could be markedly different in Seyfert galaxies, where the observed ratio is  $\mathcal{S} \approx 1$ . Several Seyfert galaxies, of which a sizable fraction belongs to strongly interacting systems (?; Dultzin-Hacyan et al. 1999,  $\approx 2/3$  of Seyfert 2), show significant, or even dominant (over the active nucleus luminosity) circum-nuclear star formation. A recent H $\alpha$  narrow band survey (González-Delgado, Heckman, & Leitherer 2001) found that about 1/2 of Seyfert 1 and Seyfert 2 show maximum value of HII region emission in the circum-nuclear regions. This study

of the radial distribution of HII regions in normal, LINER and Seyfert galaxies agrees with a large number of detailed spectroscopic and imaging studies of Seyfert galaxies. Consistently, the radial distribution of supernovæ appears to be more strongly peaked in Seyfert galaxies than in normal galaxies in several samples (Kazarian 1997; Petrosian & Turrato 1990) as well as in our own. However, enhancement of star formation rate in the inner galactic regions cannot explain the relative excess of type Ib/c supernovæ found in Seyfert galaxies.

The observed radial gradients of chemical composition (Vila-Costas & Edmunds 1992) and the central concentration of type Ib/c supernovæ in Seyfert galaxies (Fig. 1) imply that Ib/c supernovæ could be typically produced in  $2 Z_{\odot}$  regions in Seyfert and in  $Z_{\odot}$  regions in normal galaxies. Because mass loss increases with metallicity and, consequently, the minimum initial mass for single Wolf Rayet production decreases,  $\mathcal{S}$  could be a function of metallicity. As shown by model (d) in the upper panel of Fig.3,  $\mathcal{S}$  could increase by the 100% if the minimum mass for Ib/c production decreases from  $40 M_{\odot}$  to  $25 M_{\odot}$ . However, this is not very likely because mass-loss is also sensitive to the luminosity and the latter is a strong function of the initial mass (Bressan 1994).

Another possible explanation is that star formation in circum-nuclear and disk regions of Seyfert galaxies is a high *binary fraction*. If we assume that all young stars are in binaries and undergo mass transfer during their life, we would obtain  $\mathcal{S} \approx 0.6$ . This value, though lower than the observed one, would double the expected relative frequency of binary stars with respect to the normal galaxies. Inspection of Table 1 shows that the observed ratio  $N(\text{Ia})/N_{cc}$  is 0.63 for the normal galaxies and rises to 1 in the Seyfert sample. Would this ratio be free from selection effects, it would strongly indicate a larger probability of assembling binary systems. However, the magnitude at maximum and light-curve of type Ia supernovæ is very different from that of core-collapse supernovæ. This makes the comparison of the ratio  $N(\text{Ia})$  over number of core-collapse supernovæ *meaningless* if not accompanied by a careful examination of the relative control times which, unfortunately cannot be done here.

An appealing alternative is constituted by a “top-loaded” IMF. The high efficiency at which gas is reprocessed into stars is often taken as an indication in favor of a top-heavy initial mass function in compact Starbursts e.g. (Franceschini 1999). The middle panel of Fig. 3 depicts the effect of changing the IMF exponent  $x$ , where  $\psi(m) \propto m^{-(1+x)}$  and  $x=1.35$  corresponds to the Salpeter IMF. The value of  $\mathcal{S}$  increases as the IMF becomes flatter. The observed value in Seyfert galaxies would indicate a very flat IMF, above  $8 M_{\odot}$ . We must however stress that conclusive evidence in favor of an IMF slope significantly flatter than the Salpeter one has not been found in external galaxies, not even in Wolf-Rayet and Starburst galaxies (Schaerer, Contini, & Kunth 1999; Leitherer(1999)).

The necessity of a top heavy IMF disappears if, in Seyferts, we are observing a very young burst of star formation. To illustrate this effect we show in the lower panel of Fig.3 the run of the ratio  $\mathcal{S}$  with the binary fraction, for different burst ages and a constant SFR. If the starburst is sufficiently old, let us say of age  $\tau^* \gtrsim 50$  Myr, then there may exist evolved stars with any mass between the upper

IMF limit and the critical mass  $M \simeq 8 M_{\odot}$  for core collapse supernovæ. But if the burst is younger, then all stars with initial mass below a given value –  $M(\tau)$  – are still on the Main Sequence and only stars more massive than  $M(\tau^*)$  can explode. Different curves in the lower panel of Fig. 3 are labeled by the duration of the burst, in Myr. A Salpeter IMF is consistent with the observed  $\mathcal{S}_{Seyf}$  if the star formation episode is younger than  $\approx 13$  Myr. This value depends only slightly on the assumed chemical composition.

## 5 CONCLUSIONS

We found that normal galaxies show  $\mathcal{S}_{norm} \approx 0.27$ , a value consistent with the ratio of absolute supernova rates in SNU. With the caveat of our still-limited sample size, Seyfert galaxies show a peculiar distribution of supernova types, with higher frequency of type Ib/c supernovæ ( $\mathcal{S}_{Seyf} \approx 1$ ) than non-active galaxies. These findings are consistent with a “normal” supernova rate related to secular star formation as far as non-active galaxies are concerned. A scenario where Wolf Rayet stars are produced by the most massive stars ( $\geq 40 M_{\odot}$ ) and by less massive ( $8 M_{\odot} \leq M \leq 40 M_{\odot}$ ) primary stars of binary systems that soon or later undergo mass-transfer, reproduces fairly well the observed ratio, without particular assumptions on the IMF.

A large type Ib/c rate with respect to type II supernovæ, as found for Seyferts, is a new result. We consider several explanations as possible, namely a lowering of the upper mass limit for type II precursors due to a higher metallicity, a very high *binary fraction*, a top heavy IMF and a young age of the burst of star formation. While metallicity is likely to act in the observed direction, because it enhances the mass-loss rate, the amplitude of the observed effect may not be explained.

Even if the  $\mathcal{S}$  value found for Seyfert galaxies needs confirmation with better statistics, it is interesting to note that an high  $\mathcal{S}$  could be associated with the enhanced SFR in the circum-nuclear and regions of galaxies hosting Seyfert nuclei, especially of type 2 nuclei (Dultzin-Hacyan(1995)). A young age of the burst of star formation – probably triggered by interaction with a massive companion galaxy (Dultzin-Hacyan et al. 1999) – is a likely cause of the high  $\mathcal{S}$  observed among Seyfert galaxies, as it requires the minor number of assumptions. This interpretation is also consistent with an evolutionary sequence leading from IR-luminous Starbursts, to Seyfert 2 and eventually to Seyfert 1 galaxies, with the youngest Seyfert 1 being the ones of lowest intrinsic power and/or the ones most heavily obscured (Gu, Maiolino, & Dultzin-Hacyan 2001).

AB thanks the *Osservatorio di Collurania* at Teramo (Italy) for their hospitality. Two of us acknowledge financial support by the Italian Ministry for University and Research (MURST) under grant Cofin 00-02-007 (PM) and Cofin 9902763542.004 (AB).

## REFERENCES

Barbon, R., Benetti, S., Cappellaro, E., Patat, F., & Turatto, M. 1993, The Asiago Supernova data base, *Memorie della Societa Astronomica Italiana*, 64, 1083

Bertola, F. 1964, *AJ*, 69, 236  
 Bressan, A. G., Chiosi, C., & Bertelli, G. 1981, *A&A*, 102, 25  
 Bressan, A. 1994, *Space Science Reviews*, 66, 373  
 Bressan, A., Chiosi, C., & Fagotto, F. 1994, *ApJS*, 94, 63  
 Cappellaro, E., Turatto, M., Benetti, S., Tsvetkov, D. Yu., Bartunov, O. S., Makarova, I. N. 1993, *A&A*, 268, 472  
 Cappellaro, E., Turatto, M., Tsvetkov, D.Y., Bartunov, O.S., Pollas, C., Evans, R., & Hamuy, M. 1997, *A&A*, 322, 431  
 Dultzin-Hacyan, D. 1995, *RMxAA Conference Series*, 3, 31  
 Dultzin-Hacyan, D., Krongold, Y., Fuentes-Guridi, I., & Marziani, P. 1999, *ApJ*, 513, L111  
 Efron, B. & Tibshirani, R. J. 1993, *An Introduction to the Bootstrap* (New York: Chapman & Hall)  
 Elias, J. H., Matthews, K., Neugebauer, G., & Persson, S. E. 1985, *ApJ*, 296, 379  
 Filippenko, A. V. 1998, *ARA&A*, 35, 309  
 Franceschini, A. 1999, *The Far-Infrared and Sub-Millimeter View*, in “Galaxies at High Redshift”, Tenerife November 1999, I. Perez-Fournon, M. Balcells, F. Moreno-Inseris and F. Sanchez Eds., Cambridge University Press  
 González Delgado, R. M., Heckman, T., & Leitherer, C. 2001, *ApJ*, 546, 845  
 Gu, Q., Maiolino, R., & Dultzin-Hacyan, D. 2001, *A&A*, 366, 765  
 Kazarian, M. A. 1997, *Astrophysics*, 40, 296  
 Leitherer, C. 1999, *IAU Symp. 186: Galaxy Interactions at Low and High Redshift*, 186, 243  
 Panagia, N., Sramek, R. A., & Weiler, K. W. 1986, *ApJ*, 300, L55  
 Petrosian, A. R., & Turatto, M. 1990, *A&A* 239, 63  
 Porter, A. C. & Filippenko, A. V. 1987, *AJ*, 93, 1372  
 Richmond, M. W., Filippenko, A. V., & Galisky, J. 1998, *PASP*, 110, 553  
 Schaerer, D., Contini, T., & Kunth, D. 1999, *A&A*, 341, 399  
 Terlevich, R. J., Tenorio-Tagle, G., Franco, J., Rozyczka, M., & Boyle, B. J. 1993, *RMxAA*, 27, 59  
 Terlevich, R. & Melnick, J. 1988, *Nature*, 333, 239  
 Veron, P., & Veron-Cetty, M. - P. 2000, *A Catalogue of Quasars and Active Nuclei*, 9<sup>th</sup> Edition. ESO Scientific Report No. 19  
 Vila-Costas, M. B., & Edmunds, M. G. 1992, *MNRAS*, 259, 121  
 Wellstein, S. & Langer, N. 1999, *A&A*, 350, 148