

DO NLS1S AND ULTRASOFT AGN HAVE IRRADIATED WARPED ACCRETION DISKS?

E. M. Puchnarewicz and R. Soria

Mullard Space Science Laboratory, University College London, Holmbury St. Mary, Dorking, Surrey RH5 6NT, UK

ABSTRACT

When Beppo-SAX measured the 0.1 to 12 keV spectrum of RE J1034+396, observations in the optical, UV and EUV were also taken within a few weeks. This multi-wavelength spectrum placed very strong constraints on its unusually hot big blue bump component, which has been attributed to a high (almost Eddington) rate of accretion onto a disk surrounding a low mass black hole. However, while a simple, geometrically-thin accretion disk provides a good fit to the UV to X-ray continuum, it leaves a residual flat and featureless component in the optical. We propose that the disk is actually flared or warped and that the central ionizing EUV/X-ray continuum is irradiating the outer parts of the disk and boosting the optical/UV continuum flux. The relatively narrow permitted lines may be due to a resulting disk wind. This physical interpretation may explain the link between ultrasoft X-ray excesses and broad line velocity in the AGN class as a whole. It may also have implications for the possible relationship between ultrasoft AGN and galactic black holes.

Key words: accretion, accretion disks – line: profiles – galaxies: individual (RE J1034+396) – galaxies: Seyfert – ultraviolet: galaxies – X-rays: galaxies

1. INTRODUCTION

The optical to X-ray continuum of RE J1034+396 is highly unusual for a Seyfert 1 galaxy. The optical/UV continua of most AGN rise towards the blue with a slope $\alpha \sim 0.4$ (where α is the spectral index, defined such that $F_\nu \propto \nu^{-\alpha}$), and the soft X-ray spectrum falls towards high energies with spectral index $\alpha \sim 2$ (e.g. Laor et al. 1997). The spectrum seems to peak in the unobservable EUV and this continuous, optical to soft X-ray feature known as the ‘big blue bump’ (BBB), is believed to represent the emission from a geometrically thin, optically-thick accretion disc (AD).

In REJ 1034+396 however, the optical/UV continuum is flat ($\alpha \sim 1$) with no sign of the BBB down to Ly α . At ~ 0.1 keV, the soft X-ray spectrum is very strong above the extrapolated level of the optical/UV continuum, peaking at ~ 0.3 keV (Puchnarewicz, Mason & Siemiginowska 1998).

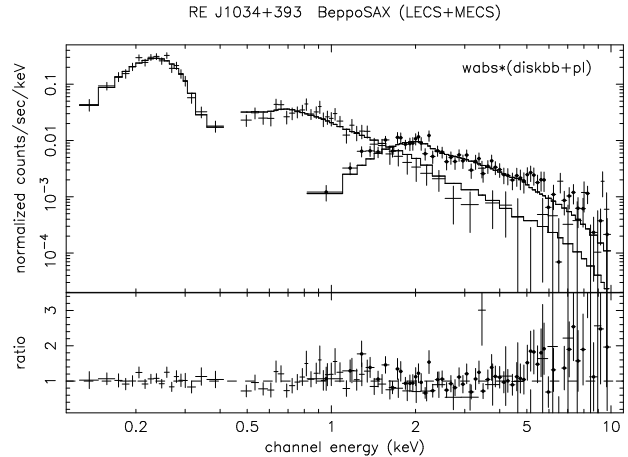


Figure 1. Disk blackbody plus power law fit to the 0.1–10 keV Beppo-SAX spectrum.

The Beppo-SAX spectrum (0.1 to 10 keV) is shown in Figure 1. It was best-fit by Soria & Puchnarewicz 2002 using a Comptonized disk blackbody with a temperature at the inner edge of the disk, $T_{in}=120$ eV and a coronal temperature $T_C=15$ keV.

The multiwavelength (8000 Å to 10 keV) spectrum, comprising quasi-simultaneous optical, UV and X-ray data, was measured in January 1997 and fitted with a combination of blackbody and power-law models (Puchnarewicz et al. 2001). A simple geometrically-thin AD was not sufficient to reproduce this spectrum so an underlying optical to X-ray power-law component with $\alpha \sim 0.6$ was added in. Breeveld & Puchnarewicz 1998 investigated the possibility of a BL Lac-type of component for this power-law but no compelling evidence for the physical origin of the ‘power-law’ was found. The multiwavelength spectrum used in the fits is shown in Figure 2. The AD and power-law components are plotted separately so that the shortfall in the optical/UV can be clearly seen. The fits inferred a high accretion rate (L 0.3–0.7 L_{Edd}), a small black hole mass, $M \sim 10^6 M_\odot$ and a viewing angle of 60–70°. Thus they concluded that RE J1034+396 had a low-mass black hole accreting close to the Eddington limit.

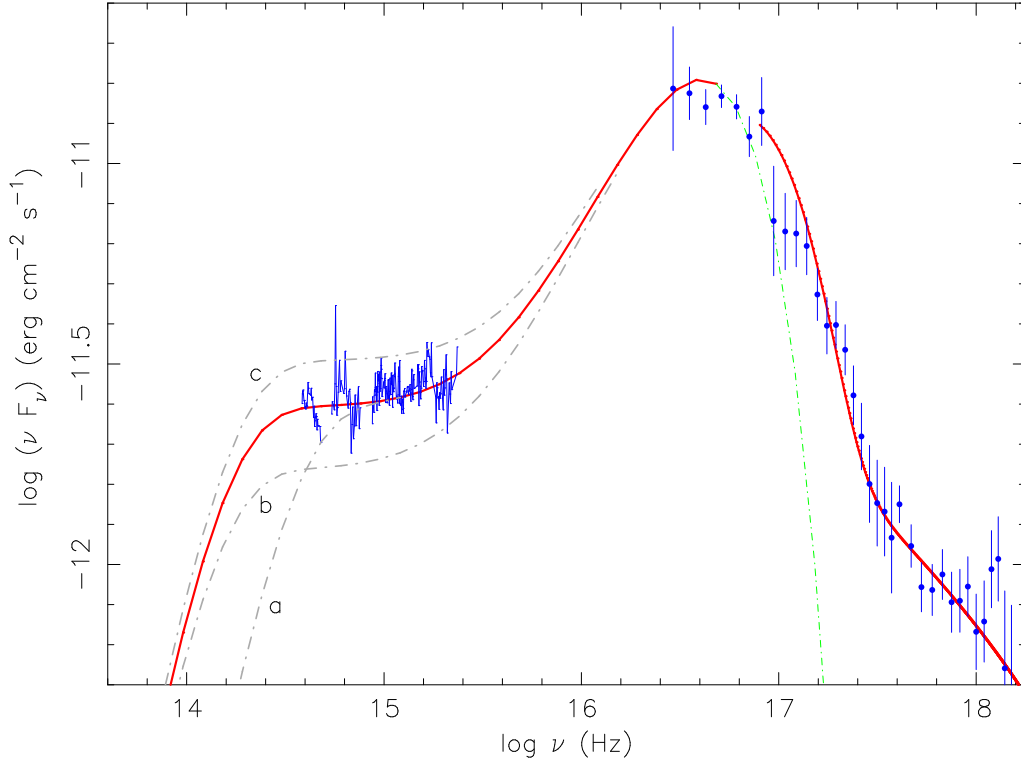


Figure 3. Broadband spectral fit to the WHT, HST, and Beppo-SAX observed fluxes ($E \leq 7$ keV). (The line-of-sight Galactic absorption has been removed.) The thick solid line for $\log \nu < 16.7$ represents the low-energy part of an irradiated disk blackbody spectrum, continued as a dash-dotted line for $\log \nu > 16.7$. The thick solid line for $\log \nu > 16.9$ represents the X-ray spectral fit, physically interpreted as a disk blackbody modified by Comptonisation. The temperature at the inner edge of the disk $kT_{\text{in}} = 0.1$ keV. The meaning of the curves labelled 'a', 'b' and 'c' is discussed in the text.

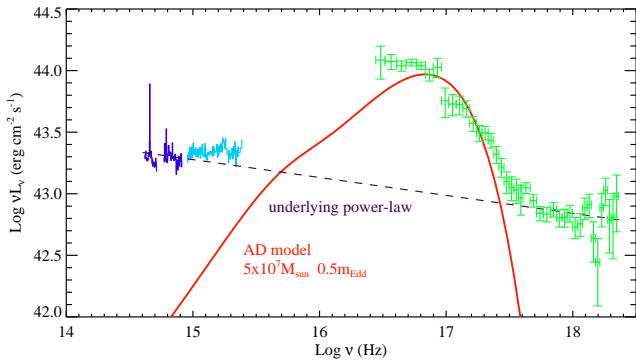


Figure 2. The multiwavelength spectrum of REJ 1034+396 (optical in dark blue; HST-UV in light blue; Beppo-SAX in green) compared with the best-fitting AD model (solid red) and power-law component (black dashed).

2. A WARPED, OR FLARED, ACCRETION DISK

The effective temperature of an AD photosphere at each radius is determined by the thermal energy generated by local viscous dissipation near the disk mid-plane (viscous heating), as well as by the energy intercepted from the

central X-ray source, thermalised and re-emitted (irradiative heating).

In a geometrically-thin, optically-thick AD, at a given radius R , the temperature is proportional to $R^{-3/4}$. However, if the disk is irradiated, then the temperature, T_{irr} , is proportional to $R^{-1/2}$ and irradiative heating will dominate over viscous heating at large radii. If the disk is flared or warped then emission due to irradiation will be relatively strong in the optical/UV, where it intercepts more of the ionizing continuum. The spectrum will then flatten at these wavelengths. This provides a straightforward solution to the origin of the flat optical/UV continuum.

The continuum spectrum at energies $\lesssim 0.3$ keV can be well fitted by a diluted disk blackbody spectrum [thick (red) solid line in Figure 3] with a spectral hardening factor, $f = 1.5$ ($f=1$ for an AD which is not irradiated), and a temperature at the inner edge of the AD of ~ 100 eV (see Table 2 in Soria & Puchnarewicz 2002 for full details of the best-fit parameters). The best-fit model is shown in Figure 3. Irradiation is dominating at a radius, $R_{\text{irr}} \gtrsim 80 R_{\text{inn}}$. For models b and c in Figure 3, irradiation dominates at $R_{\text{irr}} \gtrsim 110 R_{\text{inn}}$ and $R_{\text{irr}} \gtrsim 50 R_{\text{inn}}$ respectively.

The outer disk radius is also constrained by our fit: we require $R_{\text{out}} \gtrsim 5 \times 10^{16}$ cm $\approx 3 \times 10^5 GM/c^2$. If we keep all other parameters in the best-fit model fixed, but assume a disk truncated at $R_{\text{out}} = 10^{16}$ cm, we cannot reproduce the flat optical spectrum (curve marked 'a' in Figure 3).

The black hole mass, $M \sim 10^6 M_{\odot}$. At this mass, the value of the innermost stable orbit from this fit, R_{inn} , is consistent with a Kerr black hole. The fits allow a range of viewing angles so that the disk may be viewed close to the disk axis (up to $\sim 20^\circ$ away). This removes the problem of having to view the AD through a co-planar molecular torus and is consistent with suggestions that ultrasoft AGN are seen relatively face-on (Puchnarewicz et al. 1992).

3. EMISSION LINES FROM THE DISK?

A large accretion disk heated by soft X-rays intercepted from the central source is likely to have a temperature-inversion layer at its surface. Therefore, we expect strong emission-line formation at large radii. In particular, in the case of RE J1034+396, the largest contribution to low-ionisation lines such as $H\alpha$ and $H\beta$ would come from radii $\gtrsim 10^{16}$ cm, where the Keplerian rotational velocities are $(GM/R)^{1/2} \lesssim 1000$ km s^{-1} . If the Balmer lines are indeed produced near the disk surface, we expect full widths at half maximum $\sim 2(\sin i)(GM/R)^{1/2} \lesssim 2000$ km s^{-1} . This is in agreement with the observed values of 1500 and 1800 km s^{-1} for $H\beta$ and $H\alpha$ respectively (Puchnarewicz, Mason & Siemiginowska 1998).

Moreover, if the X-ray luminosity from the central source is $\gtrsim 0.1 L_{\text{Edd}}$, we may expect the formation of a radiatively-driven accretion disk wind. Accurate modelling of the emission-line profiles may help us ascertain if higher-ionisation lines are formed in the wind, and determine the ionisation parameter of the emission regions. The narrow, single-peaked UV lines seen by Puchnarewicz, Mason & Siemiginowska 1998 appear qualitatively consistent with the disk-wind model of Murray & Chiang 1997. The presence of broad and narrow components in the UV lines may be explained with a broad component emitted near the irradiated disk surface at smaller radii, and a narrow component emitted in the photoionised wind.

4. SUMMARY

RE J1034+396 is an ultrasoft X-ray AGN with relatively narrow permitted lines. Its accretion disk component is unusually hot (~ 100 eV) and shifted out of the UV completely, leaving bare a flat optical/UV continuum. We find that this component is consistent with the irradiation of a flared or warped disk. Optical and UV lines may be produced in a radiatively-driven disk wind and, qualitatively, their profiles and velocities are consistent with those observed in RE J1034+396 and other ultrasoft Seyferts. A sketch of the geometry is shown in Figure 4. If RE J1034+396

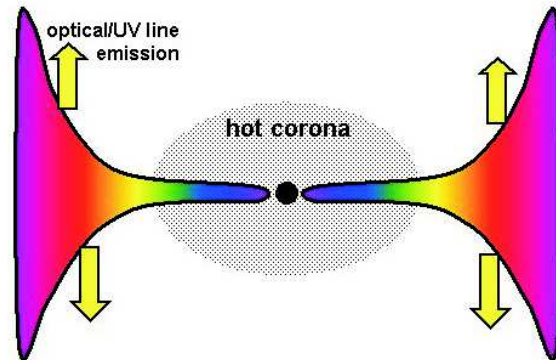


Figure 4. A cross-section through the nucleus of RE J1034+396. The disk is shown flared here but may also be warped. The cool, outer regions of the disk intercept a greater fraction of the hot, ionizing EUV/X-ray continuum than in a flat disk, enhancing the optical continuum emission. Permitted lines may be emitted from a radiatively-driven disk wind.

is a template for all ultrasoft AGN, it may be that the degree of AD flaring is a consequence of the extreme ultrasoft X-ray flux and temperature. The tendency for ultrasoft AGN to have relatively low emission line velocities (ie they tend to be narrow-line Seyfert 1s: Puchnarewicz et al. 1992) may also be due to irradiation of a flared AD, where the emission line flux is dominated by an AD wind.

An analogy has already been drawn between ultrasoft AGN and galactic black holes which share a black hole plus accretion disk geometry. Such a self-consistent picture in AGN has important implications for our understanding of black hole physics on mass scales from stellar to supermassive.

REFERENCES

- Breeveld, A. A., Puchnarewicz, E. M., 1998, MNRAS, 295, 568
 Laor A., Fiore F., Elvis M., Wilkes B. J., McDowell J. C., 1997, ApJ, 477, 93
 Murray, N., Chiang, J., 1997, ApJ, 474, 91
 Puchnarewicz, E. M., Mason K. O., Cordova F. A., Kartje J., Branduardi-Raymont G., Mittaz J. P. D., Murdin P. G., Allington-Smith J., MNRAS, 256, 589
 Puchnarewicz, E. M., Mason, K. O., Siemiginowska, A., 1998, MNRAS, 293, L52
 Puchnarewicz, E. M., Mason, K. O., Siemiginowska, A., Fruscione, A., Comastri, A., Fiore, F., Cagnoni, I., 2001, ApJ, 550, 644
 Soria, R., Puchnarewicz, E. M., 2002, MNRAS, 329, 456