

# $H_3^{++}$ in a magnetic field: triangular configuration

J. C. López Vieyra\* and A. V. Turbiner†

*Instituto de Ciencias Nucleares, UNAM, Apartado Postal 70-543, 04510 México*

The existence of the molecular ion  $H_3^{++}$  in a magnetic field in a triangular configuration is revised. Variational method with an optimization of the form of the vector potential (gauge fixing) is used. It is shown that in the range of magnetic fields  $10^8 < B < 10^{11} G$  the system (*pppe*), with protons forming an equilateral triangle perpendicular to magnetic line, has a well-pronounced minimum in the total energy. This configuration is unstable towards decays  $H$ -atom +  $p + p$  and  $H_2^+ + p$ . Triangular configuration of  $H_3^{++}$  complements  $H_3^{++}$  in the linear configuration which exists for  $B \gtrsim 10^{10} G$ .

PACS numbers: 31.15.Pf, 31.10.+z, 32.60.+i, 97.10.Ld

Recently, it was announced that the molecular ion  $H_3^{++}$  in linear configuration can exist in a strong magnetic field  $B \gtrsim 10^{10} G$  and become even the most stable one-electron system at  $B \gtrsim 10^{13} G$  [2, 3]. The goal of this article is to study whether the  $H_3^{++}$  molecular ion can exist in a certain spatial configuration – protons form an equilateral triangle while a magnetic field is directed perpendicular to it. This configuration was already studied in [1] with affirmative answer. In present work we will show that improper gauge dependence of trial functions in [1] caused a significant loss of accuracy and led to qualitatively incorrect results.

The Hamiltonian which describes three infinitely heavy protons and one electron placed in a uniform constant magnetic field directed along the  $z$ -axis,  $\mathbf{B} = (0, 0, B)$  is given by

$$\mathcal{H} = \hat{p}^2 + \frac{2}{R_{ab}} + \frac{2}{R_{ac}} + \frac{2}{R_{bc}} - \frac{2}{r_1} - \frac{2}{r_2} - \frac{2}{r_3} + (\hat{p}\mathcal{A}) + \mathcal{A}^2, \quad (1)$$

(see Fig.1 for notations), where  $\hat{p} = -i\nabla$  is the momentum,  $\mathcal{A}$  is a vector potential, which corresponds to the magnetic field  $\mathbf{B}$ . We assume that protons  $a, b, c$  form an equilateral triangle and the magnetic field  $\mathbf{B}$  is directed perpendicular to it.

It is well known that the vector potential for a given magnetic field, even taken in the Coulomb gauge ( $\nabla \cdot \mathcal{A} = 0$ ), is defined ambiguously, up to a gradient of an arbitrary function. It gives rise a feature of gauge invariance: the Hermitian Hamiltonian is gauge-dependent but not the eigenvalues and other observables. However, since we are going to use an approximate method for solving the Schroedinger equation with the Hamiltonian (1), our energies can be gauge-dependent (only the exact ones should be gauge-independent). Hence one can choose the form of the vector potential in a certain optimal way. In particular, if the variational method is used an optimal

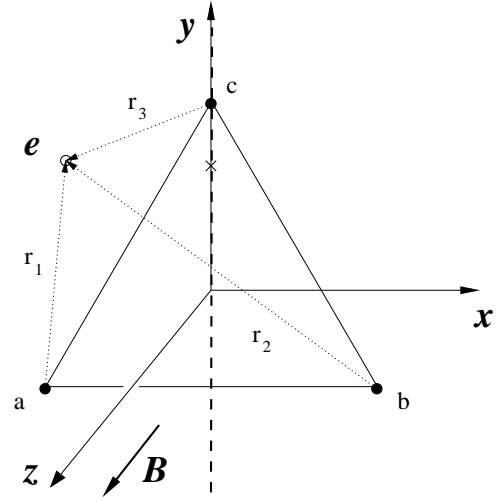


FIG. 1: Geometrical setting for the  $H_3^{++}$  ion in a magnetic field directed along the  $z$ -axis. Protons are marked by bullets and are situated in  $x$ - $y$  plane. It is assumed that gauge center is situated on bold-dashed line which connects the center of triangle and position of the proton  $c$  (see text).

gauge can be considered as variational function and then is chosen by a procedure of minimization.

Let us consider a certain one-parameter family of vector potentials corresponding to a constant magnetic field  $B$  (see, for example, [4])

$$\mathcal{A} = B((\xi - 1)(y - y_0), \xi(x - x_0), 0), \quad (2)$$

where  $\xi, x_0, y_0$  are parameters. The position of the *gauge center*, where  $\mathcal{A}(x, y) = 0$ , is defined by  $x = x_0, y = y_0$ . If the gauge center is at the origin,  $x_0 = y_0 = 0$ , and  $\xi = 1/2$  we get the well-known and widely used gauge which is called symmetric or circular. If  $\xi = 0$ , it corresponds to asymmetric or Landau gauge (see [5]). By substitution (2) into (1) we arrive at the Hamiltonian in the form

$$\mathcal{H} = -\nabla^2 + \frac{6}{R} - \frac{2}{r_1} - \frac{2}{r_2} + iB[(\xi - 1)(y - y_0)\partial_x + \xi(x - x_0)\partial_y] +$$

\*Electronic address: vieyra@nuclecu.unam.mx

†On leave of absence from the Institute for Theoretical and Experimental Physics, Moscow 117259, Russia; Electronic address: turbiner@nuclecu.unam.mx

$$B^2[\xi^2(x-x_0)^2 + (1-\xi)^2(y-y_0)^2], \quad (3)$$

where  $R$  is the size of triangle side.

The idea of choosing an optimal (convenient) gauge has widely been exploited in quantum field theory calculations. It has also been discussed in quantum mechanics, in particular, in connection with the present problem (see, for instance, [6] and references therein). Perhaps, the first constructive (and remarkable) attempt to apply this idea was made by Larsen [4]. In his variational study of the ground state of the  $H_2^+$  molecular ion it was explicitly shown that gauge dependence on energy can be quite significant. Furthermore even an oversimplified optimization procedure improves the numerical results.

Our present aim is to study the ground state of (1), (3). It can be easily demonstrated that for one-electron problem there always exists a certain gauge for which ground state eigenfunction is a real function. Let us fix a vector potential in (1). Assume that we solved the spectral problem exactly and found the exact ground state eigenfunction. In general, it is a certain complex function with non-trivial, coordinate-dependent phase. Considering their phase as gauge phase and then gauging it away, finally, it will result in a new vector potential. This vector potential has the property we want – the ground state eigenfunction of the Hamiltonian (1) is real. It is obvious that similar consideration can be performed for any excited state. In general, for given eigenstate there exists a certain gauge in which the eigenfunction is real. These gauges can be different for different eigenstates. Similar situation takes place for any one-electron problem.

Dealing with real trial functions has an obvious advantage: the expectation value of the term  $\sim \mathcal{A}$  in (1) or  $\sim B$  in (3) vanishes when is taken over any real, normalizable function. Thus, without loss of generality, the term  $\sim B$  in (3) can be omitted. Furthermore, it can be easily shown that if the original problem possesses axial symmetry with axis coinciding with the direction of the magnetic field the real ground state eigenfunction always corresponds to the symmetric gauge.

The procedure, we are going to follow, contains two ingredients: (i) a search for the gauge leading to the real ground state eigenfunction and (ii) performance of variational calculation based on *real* trial functions. The main assumption is that a gauge corresponding to a real ground state eigenfunction is of the type (2) (or somehow is close to it)[10]. In other words, one can say that we look for a gauge of the type (2) which admits the best

possible approximation of the ground state eigenfunction by real functions. Finally, in regard to our problem the following recipe of variational study is used: *First of all, we construct an **adequate** variational real trial function [7], which reproduces the original potential near Coulomb singularities and at large distances, where  $\xi, x_0, y_0$  would appear as parameters. Then we perform a minimization of the energy functional by treating the trial function's free parameters and  $\xi, x_0, y_0$  on the same footing.* In particular, such an approach enables us to find eventually the *optimal* form of the Hamiltonian as a function of  $\xi, x_0, y_0$ . It is evident that for small interproton distances  $R$  the electron prefers to be near the center of the triangle (coherent interaction with all three protons), hence  $x_0, y_0$  should correspond to the center of the triangle. In opposite limit of large  $R$  the electron is situated near one of protons (it is a situation of incoherence - electron selects and then interacts essentially with one proton), therefore  $x_0, y_0$  should correspond to the position of a proton. We make a natural assumption that gauge center is situated on a line connecting the center of triangle and one of protons, hence

$$x_0 = 0, \quad y_0 = \frac{R}{\sqrt{3}}d,$$

(see Fig.1). Thus, position of the gauge center is measured by parameter  $d$  – relative distance between the center of triangle and gauge center. If gauge center coincides to the center of triangle, then  $d = 0$ , in other side, if gauge center coincides with the position of proton,  $d = 1$ .

The above recipe was successfully applied in a study of  $H_2^+$ -ion in a magnetic field [8] and had led to prediction of the existence of the exotic ion  $H_3^{++}$  at  $B \gtrsim 10^{10} G$  in linear configuration [2, 3].

One of the simplest trial functions satisfying the above-mentioned criterion is

$$\Psi_1 = e^{-\alpha_1(r_1+r_2+r_3)-B[\beta_{1x}\xi(x-x_0)^2+\beta_{1y}(1-\xi)(y-y_0)^2]}, \quad (4)$$

(cf. [8]), where  $\alpha_1, \beta_{1x,1y}, \xi, x_0, y_0$  are variational parameters. The requirement of normalizability of (4) implies that  $\alpha_1, \beta_{1x,1y}$  are non-negative numbers and  $\xi \in [0, 1]$ . Actually, this is a Heitler-London type function multiplied by the lowest (shifted) Landau orbital associated with the gauge (2). It is natural to assume that the function (4) describes the domain of coherence - small interproton distances and probably distances near the equilibrium. Another trial function

$$\Psi_2 = \left( e^{-\alpha_2 r_1} + e^{-\alpha_2 r_2} + e^{-\alpha_2 r_3} \right) e^{-B[\beta_{2x}\xi(x-x_0)^2+\beta_{2y}(1-\xi)(y-y_0)^2]}, \quad (5)$$

(cf. [8]), is of the Hund-Mulliken type multiplied by the lowest (shifted) Landau orbital. Here  $\alpha_2, \beta_{2x,2y}, \xi, x_0, y_0$  are variational parameters. Presumably this function dominates for a sufficiently large interproton distances  $R$  giving an essential contribution there. Hence, it models

an interaction of a hydrogen atom and protons (charged centers), and can also describe a possible decay mode into them,  $H_3^{++} \rightarrow H + p + p$ . In a similar way one can construct a trial function which would model the interaction  $H_2^+ + p$ ,

---


$$\Psi_3 = \left( e^{-\alpha_3(r_1+r_2)} + e^{-\alpha_3(r_1+r_3)} + e^{-\alpha_3(r_2+r_3)} \right) e^{-B[\beta_{3x}\xi(x-x_0)^2 + \beta_{3y}(1-\xi)(y-y_0)^2]} . \quad (6)$$


---

One can say that is a mixed Hund-Mulliken and Heitler-London type trial function multiplied by the lowest (shifted) Landau orbital. Here  $\alpha_3, \beta_{3x,3y}, \xi, x_0, y_0$  are variational parameters. It is clear that this function gives subdominant contribution at large  $R$  and a certain, sizeable contribution to a domain of intermediate distances.

---

There are two natural ways - linear and non-linear - to incorporate the behavior of the system both near equilibrium and at large distances in a single trial function. A general non-linear interpolation involving above trial functions is of the form

---


$$\begin{aligned} \Psi_{4-1} = & \left( e^{-\alpha_4 r_1 - \alpha_5 r_2 - \alpha_6 r_3} + e^{-\alpha_4 r_1 - \alpha_5 r_3 - \alpha_6 r_2} + e^{-\alpha_4 r_2 - \alpha_5 r_1 - \alpha_6 r_3} + e^{-\alpha_4 r_2 - \alpha_5 r_3 - \alpha_6 r_1} + \right. \\ & \left. e^{-\alpha_4 r_3 - \alpha_5 r_1 - \alpha_6 r_2} + e^{-\alpha_4 r_3 - \alpha_5 r_2 - \alpha_6 r_1} \right) e^{-B[\beta_{4x}\xi(x-x_0)^2 + \beta_{4y}(1-\xi)(y-y_0)^2]} \end{aligned} \quad (7)$$


---

(cf. [8]), where  $\alpha_{4,5,6}, \beta_{4x,4y}, \xi, x_0, y_0$  are variational parameters. In fact, this is a Guillemin-Zener type function multiplied by the lowest (shifted) Landau orbital. If  $\alpha_4 = \alpha_5 = \alpha_6$ , the function (7) reproduces (4). While if  $\alpha_5 = \alpha_6 = 0$ , it reproduces (5). If  $\alpha_4 = \alpha_5$  and  $\alpha_6 = 0$ , it reproduces (6). The linear superposition of (4), (5), (6) leads to

$$\Psi_{4-2} = A_1 \Psi_1 + A_2 \Psi_2 + A_3 \Psi_3 , \quad (8)$$

where one of the parameters  $A_{1,2,3}$  is kept fixed being related to normalization factor. The final form of the trial function is a linear superposition of functions (7) and (8)

$$\Psi_{trial} = A_1 \Psi_1 + A_2 \Psi_2 + A_3 \Psi_3 + A_{4-1} \Psi_{4-1} , \quad (9)$$

where three out of four parameters  $A$ 's are defined variationally. For a given magnetic field the total number of variational parameters in (9) is 20, when  $\xi$  and  $d$  are included. Calculations were performed by using the minimization package MINUIT of CERN-LIB. Numerical integrations were carried out with relative accuracy  $\sim 10^{-7}$  by use of adaptive NAG-LIB (D01FCF) routine. All calculations were performed on PC Pentium-II 450MHz.

Our variational study shows that in the range of magnetic fields  $10^8 < B < 10^{11}$  G the system (*pppe*), with protons forming an equilateral triangle perpendicular to

the magnetic line, has a well-pronounced minimum in the total energy (see Table 1 and Fig. 2-5). It implies the existence of the molecular ion  $H_3^{++}$  in triangular configuration. With a magnetic field increase the total energy gets larger, the size of triangle shrinks but the height of the barrier increases (for example, it grows from  $\sim 0.028$  Ry at  $10^9$  G to  $\sim 0.037$  Ry at  $10^{10}$  G). It was checked that the equilibrium configuration remains stable towards small deviations of proton positions but is unstable globally, decaying to  $H + p + p$  and  $H_2^+ + p$ .

The equilibrium position always corresponds to the situation when the gauge center coincides with the center of the triangle,  $d = 0$  and the optimal vector potential is the symmetric gauge,  $\xi = 0.5$  (see Table 1 and discussion above).

In Figures 2 and 5 two typical situations of absence of a bound state are presented. At  $B = 10^8$  G a certain irregularity appears on the potential curve but neither  $d = 1$  and  $d = 0$ , nor  $d_{min}$  curves develop a minimum. Similar situation holds for smaller magnetic fields  $B < 10^8$ . At  $B = 10^{11}$  G the situation is more sophisticated. If the gauge center is kept fixed and coincides with the center of the triangle, the potential curve displays very explicit minimum, which disappear after varying the gauge center position (!). Something analogous to what displayed in Fig. 5 appears for larger magnetic fields,  $B > 10^{11}$  G. This artifact of the gauge center fixing at  $d = 0$  had led

$B$ (G)	$H_3^{++}$ (triangle)	$H_3^{++}$ (linear)	$H$ -atom	$H_2^+$ (parallel)
$E_T$ (Ry)	-0.524934	—	-0.920821	-1.150697
$10^9$ $R$ (a.u.)	3.161			1.9235
$\xi$	0.50005			
$d$	1.00000			
$E_T$ (Ry)	2.724209	1.846367	1.640404	1.090440
$10^{10}$ $R$ (a.u.)	1.4012	2.0529		1.2463
$\xi$	0.50102			
$d$	0.99959			

TABLE I: Total energy, equilibrium distances and characteristics of the vector potential (2). Comparison with  $H_3^{++}$  in linear configuration aligned along magnetic line [3], hydrogen atom [9] as well as  $H_2^+$ -ion aligned along magnetic line [3] is given.

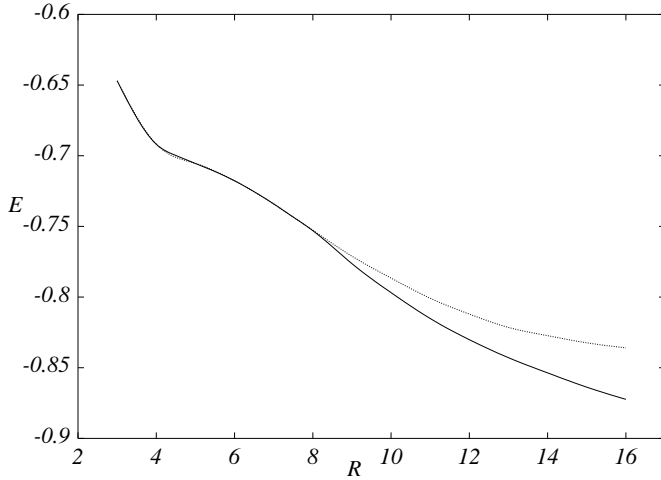


FIG. 2: Total energy of (*pppe*) at  $10^8$  G as function of the size of triangle. Solid line displays minimal total energy. Dotted line shows a result of minimization if  $d = 0$  is kept fixed (gauge center coincides with the center of the triangle).

to erroneous statement in [1] about the existence of  $H_3^{++}$  in triangular configuration at  $B \geq 10^{11}$  G.

Fig. 3 displays the plots of different potential curves corresponding to the gauge center fixed at the position of one proton, at the center of the triangle and also varying the gauge center at  $B = 10^9$  G. A curve describing the total energy demonstrates a clear, sufficiently deep minimum. As it was expected small distances correspond to a gauge center coinciding with the center of the triangle, while large distances are described by a gauge center situated on the proton. It is important to emphasize that

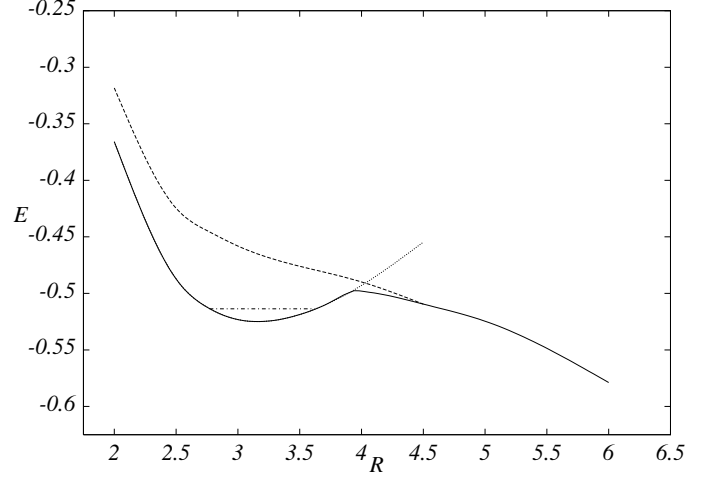


FIG. 3: Total energy of (*pppe*) at  $10^9$  G (solid line). Dotted line is the result of minimization if  $x_0 = y_0 = 0$  ( $d = 0$ ) is kept fixed. Dashed line describes a result of minimization if  $d = 1$  (gauge center and position of proton coincide, see text). Dot-dashed line displays position of 1st vibrational state.

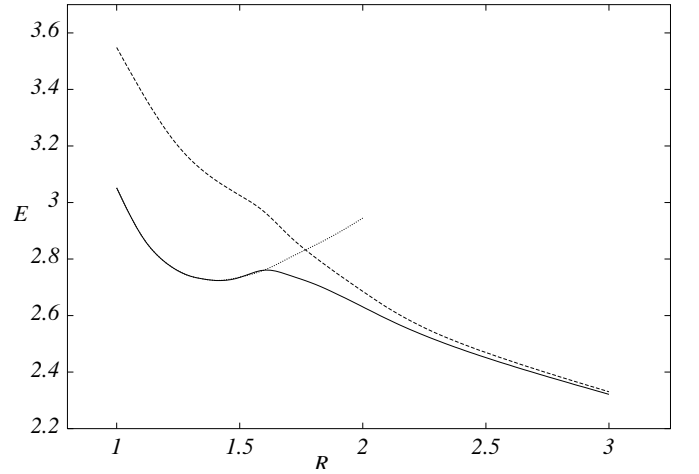


FIG. 4: Total energy of the system (*pppe*) at  $10^{10}$  G (solid line). Dotted line is the result of minimization if  $x_0 = y_0 = 0$  ( $d = 0$ ) is kept fixed. Dashed line describes a result of minimization if  $d = 1$  (gauge center and position of proton coincide, see text).

the domain of near-equilibrium distances and approximately up to the position of the maximum is described by the gauge-center-on-center-of-triangle curve. The well keeps a vibrational state with energy  $E_{vib} = 0.0112654$  Ry. In Fig.4 the plots of different potential curves corresponding to the gauge center fixed at the position of one proton, at the center of the triangle and also varying the gauge center at  $B = 10^{10}$  G. A curve describing the total energy demonstrates a clear, sufficiently deep

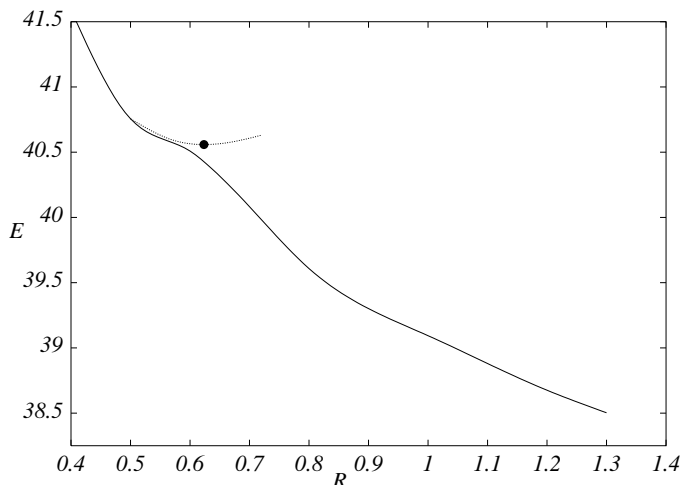


FIG. 5: Total energy of the system (*pppe*) at  $10^{11}$  G. Bullet denotes the position of spurious minimum which appear if gauge center is kept fixed at  $x_0 = y_0 = 0$  ( $d = 0$ ) (it means that gauge center and the center of the triangle coincide, see [1]).

minimum. Unlike the situation for  $B = 10^9$ , this well is unable to keep a vibrational state. Similar to what happens for  $B = 10^9$  G, small distances correspond to a gauge center coinciding with the center of the triangle, large distances are described by a gauge center situated on the proton, the domain of near-equilibrium distances and up to the position of the maximum is described by the gauge-center-on-center-of-triangle curve. It is quite interesting to investigate the behaviour of the gauge center position  $d$  as well as a gauge "asymmetry",  $\xi$ , versus  $R$ . Both plots are of a phase transition-type, with change of behavior near the maximum of the barrier (see Figs. 6-7). The width of the transition domain is  $\sim 0.02$  a.u. (and  $\sim 0.1$  a.u. for  $B = 10^{10}$ ). Evolution of the electronic distributions with respect to the size of the triangle is shown on Figs. 8-9 for  $10^9$  and  $10^{10}$ , respectively. For small and intermediate  $R$  at  $B = 10^9$  the distribution is characterized by three more or less equal peaks corresponding to the proton positions. However, it changes drastically after crossing the point of phase transition at  $R \sim 3.93$  a.u. One peak disappears almost completely, while another one reduces its maximum. At large distances two peaks disappear completely, the distribution becomes a single peak one, centered approximately at the position of one of the protons. For the case of  $B = 10^{10}$  the electronic distribution is always characterized by a single peak, which is situated at the center of the triangle at small and intermediate distances. Then at  $R > 1.7$  a.u. the position of the peak shifts to the proton posi-

tion. For both values of magnetic field at asymptotically large distances the center of the peak coincides exactly with the position of the proton.

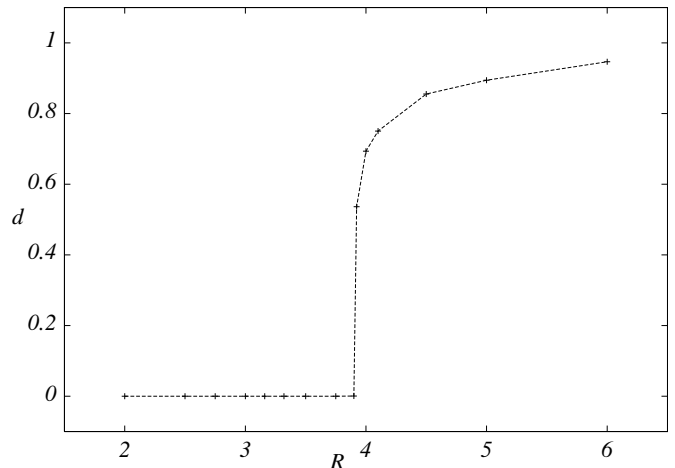


FIG. 6:  $d$ -dependence of the position of the gauge center as function of the size of the triangle for  $10^9$  G.

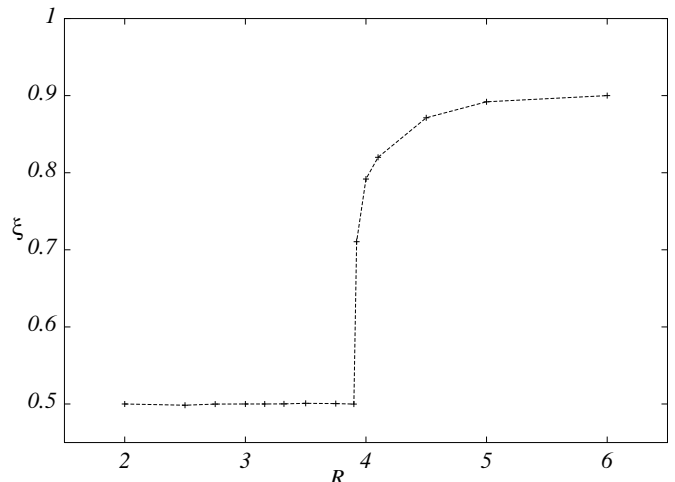


FIG. 7:  $\xi$ -dependence of vector potential as function of the size of the triangle for  $10^9$  G.

### Acknowledgments

Authors wish to thank B.I. Ivlev (IF-UASLP, Mexico) for useful conversations.

This work was supported in part by DGAPA Grant # IN120199 (México).

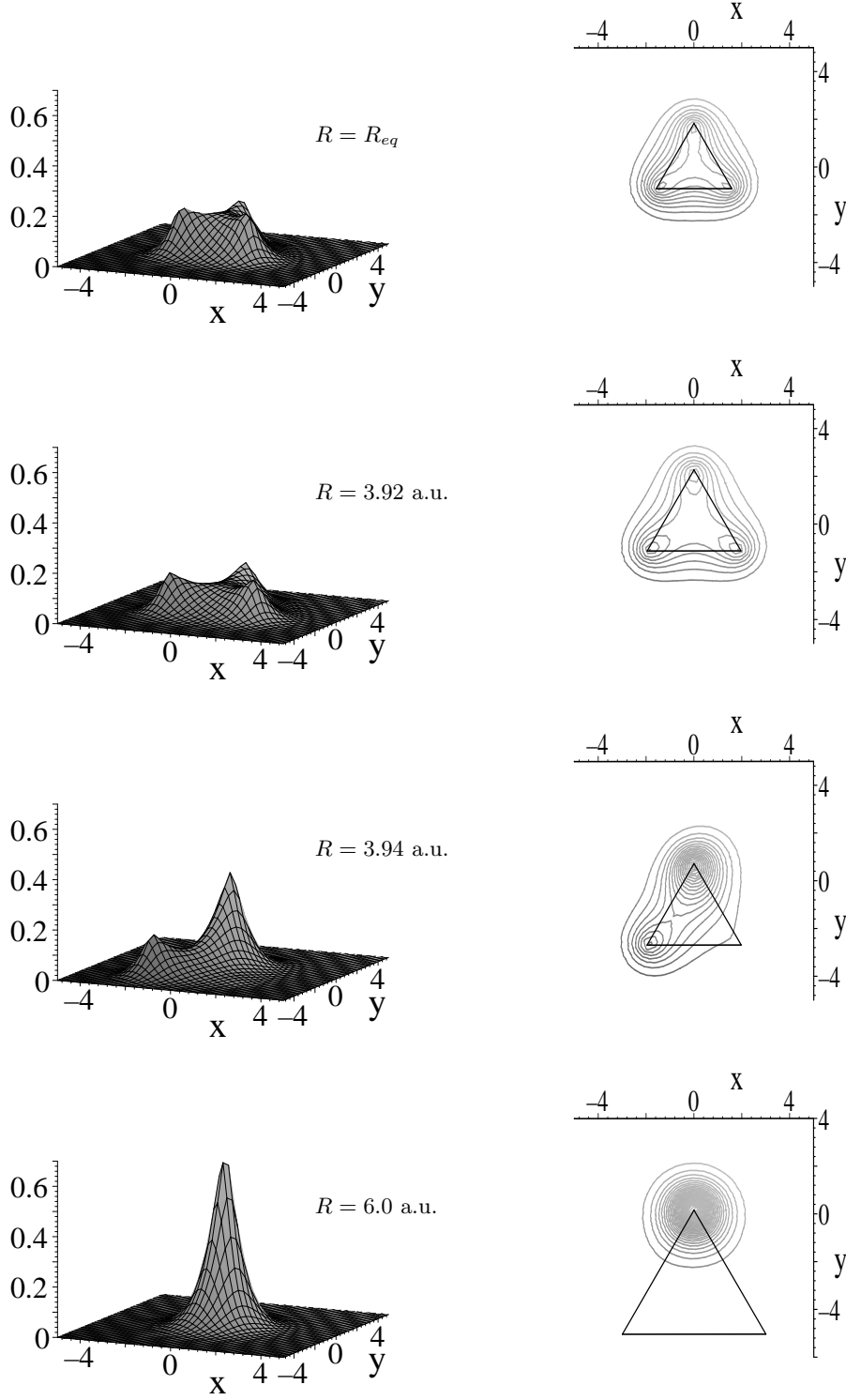


FIG. 8: Evolution with  $R$  of the integrated electronic distributions  $\int |\Psi|^2(x, y, z) dz$  for  $H_3^{++}$  in a triangular equilateral configuration at  $B = 10^9 G$ .

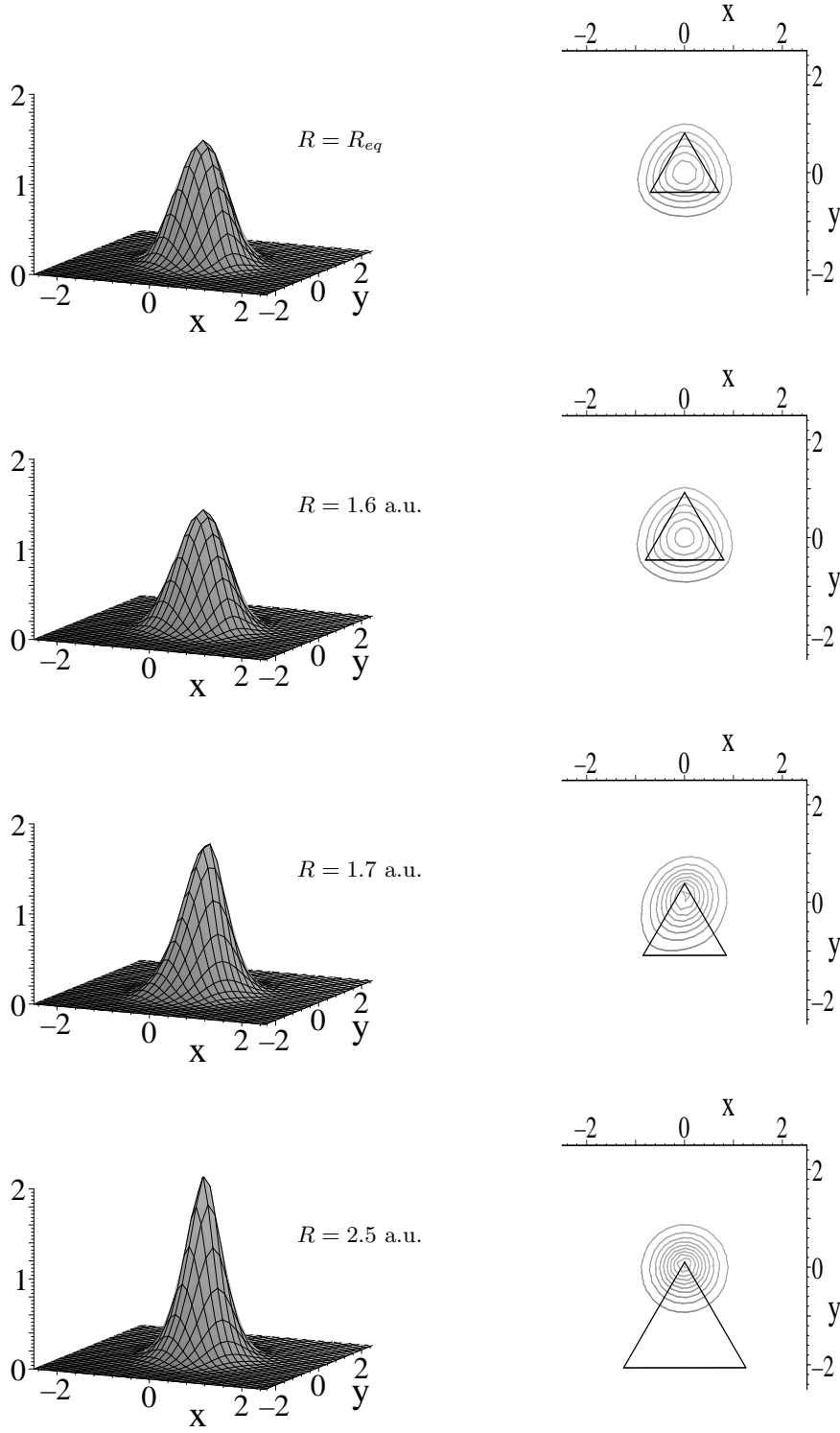


FIG. 9: Evolution with  $R$  of the integrated electronic distributions  $\int |\Psi|^2(x, y, z) dz$  for  $H_3^{++}$  in a triangular equilateral configuration at  $B = 10^{10} \text{ G}$ .

- Pis'ma v ZhETF* **69**, 800-805 (1999)  
*JETP Letters* **69**, 844-850 (1999) (English Translation),  
 (astro-ph/9809298)
- [3] J.-C. López and A. Turbinder, *Phys.Rev.* **A62**, 022510 (2000)
  - [4] D. Larsen, *Phys.Rev.* **A25**, 1295 (1982)
  - [5] L. D. Landau and E. M. Lifshitz, *Quantum Mechanics*, Pergamon Press (London) 1977
  - [6] P. Schmelcher, L.S. Cederbaum and U. Kappes, in *Conceptual Trends in Quantum Chemistry*, 1-51, Kluwer Academic Publishers (1994)
  - [7] A.V. Turbinder, *ZhETF* **79**, 1719 (1980),  
*Soviet Phys.-JETP* **52**, 868-876 (1980) (English Translation);  
*Usp. Fiz. Nauk.* **144**, 35 (1984),  
*Sov. Phys. Uspekhi* **27**, 668 (1984) (English Translation);
  - [8] J.C. López, P.O. Hess, A. Turbinder, *Phys.Rev.* **A56**, 4496 (1997), (astro-ph/9707050)
  - [9] A. Potekhin, A. Turbinder, *Phys.Rev.* **A63**, 065402 (2001) 1-4, (physics/0101050)
  - [10] It can be formulated as a problem – for fixed value of  $B$  and the size of triangle to find a gauge for which the ground state eigenfunction is real.