

# Observational Constraints on Cardassian Expansion

S.Sen

*Centro de Astronomia e Astrofisica da Universidade de Lisboa (CAAUL), Departamento de Física da FCUL, Campo Grande, 1749-016 Lisboa, Portugal.*

somasri@cosmo.fis.fc.ul.pt

and

A.A.Sen

*Centro Multidisciplinar de Astrofísica, Departamento de Física, Instituto Superior Técnico Av. Rovisco Pais 1, 1049-001 Lisboa, Portugal*

anjan@x9.ist.utl.pt

## ABSTRACT

In this work, we have studied the observational constraints on the Cardassian Model for the dark energy. We have compared the model with existing Supernova data. The dependence of the locations of the Cosmic Microwave Background Radiation (CMBR) peaks on the parameters of the model have also been studied. We find, in particular, that observational data arising from Archeops for the location of the first peak, BOOMERANG for the location of the third peak, together with the Supernova data, constrain significantly the parameter space.

*Subject headings:* Dark Energy, Cardassian Expansion, CMB, SNIa

## 1. Introduction

It is remarkable that number of current observations indicate that we are living in a spatially flat, low matter density universe which is currently undergoing an accelerating expansion (Bernadis et al. 2000; Hanany et al. 2000; Balbi et al. 2000; Perlmutter et al. 1997, 1998; Garnavich et al. 1998; Riess et al. 1998). The most simple explanation of this current cosmological state of the universe requires two dark components: one is in the form of non-relativistic dust (“dark matter”) with vanishing pressure contributing one-third of the total energy density of the universe and clustering gravitationally at small scales while the second

one is a smoothly distributed component having large negative pressure (“dark energy”) and contributing around two-third of the total energy density of the universe. Although the simplest candidate for this dark energy is the vacuum energy or the cosmological constant ( $\Lambda$ ), alternative scenarios where the acceleration is driven by dynamical scalar field both minimally (Caldwell et al. 1998; Peebles et al. 1988; Ferreira et al. 1987; Copeland et al. 1988; Steinhardt et al. 1999; Zlatev et al. 1999; Wetterich 1988; Ratra et al. 1988; Barreiro et al. 2001; Sahni et al. 2000; Sen et al. 2002; Bento et al. 2001) and non-minimally (Bertolo et al. 1999; Bertolami et al. 2000; Uzan 1999; Amendola 2000; Gasperini 2001a; Sen et al. 2001; Sen and Sen 2001a,b) coupled with gravity called “quintessence” have been widely investigated in recent years <sup>1</sup>.

As none of the two components (dark matter and dark energy) has laboratory evidence both directly or indirectly, one has to invoke untested physics twice to explain the current observations. That is why people in recent times have proposed interesting scenarios where one describes both dark matter and dark energy in a unified way through a single fluid component in the Einstein’s equation. Chaplygin gas model is one such interesting possibility which has attracted lot of attentions in recent times (Kamenshchik et al. 2001; Bento et al. 2002a,b; Bilić et al. 2002). Padmanabhan and Roy Choudhury have also proposed an interesting unified description based on a rolling tachyon arising in string theory (Padmanabhan et al. 2002).

Recently Freese & Lewis (Freese et al. 2002) proposed another interesting alternative to quintessence scenario where the recent acceleration of the flat universe is driven solely by the matter, instead of using any cosmological constant or vacuum energy term. Since pure matter or radiation cannot alone take into account the recent acceleration in the flat universe, this goal is accomplished by modifying the Friedman equation with an empirical additional term named *Cardassian term*.

$$H^2 = A \rho + B \rho^n, \tag{1}$$

where  $A = \frac{8\pi G}{3}$  and  $B$  and  $n$  are constants and are the parameters of the model. Here the energy density ( $\rho$ ) contains only matter ( $\rho_m$ ) and radiation ( $\rho_r$ ), i.e,  $\rho = \rho_m + \rho_r$ . Since at present  $\rho_m \gg \rho_r$ ,  $\rho$  can be considered consisting of  $\rho_m$  only. The new term, dominates only recently at redshift  $\sim 1$ . To provide the required acceleration of the universe as the outcome of the dominance of this term,  $n$  should be  $< 2/3$ .

---

<sup>1</sup>See also (Banerjee et al. 2001a; Banerjee et al. 2001b; Sen and Seshadri 2000; Amendola 1999; Chiba 1999; Gasperini 2001b; Riazuelo et al. 2001; Tocchini-Valentini et al. 2001)

There are several interpretations for the origin of this new “cardassian term” appearing in the Einstein’s equation (1). As described in (Freese et al. 2002) and also in (Chung et al. 2000), this term can appear as a consequence of embedding our observable universe as a 3 + 1 dimensional brane in extra dimension. Although recently it has been argued (Cline et al. 2002) that cardassian model based on this higher dimensional interpretation violates the weak energy condition for the bulk stress energy for  $n < 2/3$  which is necessary for accelerating universe in late times. This extra term may also arise due to the matter self-interactions that contributes a negative pressure, through a long-range confining force which may be of gravitational origin or may be a fifth force (Gondolo et al. 2002). Also denoting the second term as  $\rho_x$  one can recast equation (1) as,

$$H^2 = A (\rho + \rho_x), \quad (2)$$

where one can consider  $\rho_x$  as the dark energy with equation of state

$$w_x = (n - 1) + \frac{n}{3} \frac{\rho_{r0} a^{-4}}{\rho_{r0} a^{-4} + \rho_{m0} a^{-3}} \quad (3)$$

where  $\rho_{r0}$  and  $\rho_{m0}$  are the present energy density for radiation and matter and we have assumed that present scale factor  $a_0 = 1$ . At late times, when  $\rho_r \ll \rho_m$ , one can approximate the above equation of state as

$$w_x^{late} = (n - 1) + \frac{n}{3} \frac{\rho_{r0}}{\rho_{m0}} (1 + z) \quad (4)$$

which is very slowly varying function with redshift. This is the conventional first order expansion to the equation of state for the dark energy and has been widely used in literature (Weller et al. 2001; Astier 2001; Linder 2002). Also as  $\rho_{r0} \ll \rho_{m0}$ , at late times,  $w_x^{late}$  is almost constant and it is identical to a dark energy component with a constant equation of state (Avelino 2002). But in early times, as one can not ignore the radiation component, one has to take the general equation of state  $w_x$  which is not constant. This is important when one considers the constraints on the model from the CMBR observations.

In this work, we shall consider the observational constraints on the different parameters of this cardassian model. We shall consider the constraints arising from the positions of the peaks of the CMBR as well as those arising from Supernova observations.

## 2. Cardassian Model

One can cast equation (1) in the following way

$$H^2 = A \rho \left[ 1 + \left( \frac{\rho}{\rho_{car}} \right)^{n-1} \right] \quad (5)$$

where  $\rho_{car}$  is the energy density at which the two terms are equal. Once the energy density  $\rho$  drops below  $\rho_{car}$  the universe starts accelerating.  $\rho_{car}$  is given by

$$\begin{aligned}\rho_{car} &= \left(\frac{A}{B}\right)^{\frac{1}{n-1}} \\ &= \rho_{m0}(1+z_{car})^3 \left\{1 + \frac{\Omega_{r0}}{\Omega_{m0}}(1+z_{car})\right\}\end{aligned}\quad (6)$$

where  $z_{car}$  is the redshift at which the second term, in equation (1), starts dominating over the first term. The model has two main parameters  $B$  (or  $\rho_{car}$  or  $z_{car}$ ) and  $n$ .

To fulfill the requirement of the CMBR observation of a flat universe one can modify the critical energy density  $\rho_c$  so that the matter can be sufficient to provide a flat geometry. Evaluating equation (1) today,

$$H_0^2 = A (\rho_{m0} + \rho_{r0}) \left\{1 + \frac{B}{A} (\rho_{m0} + \rho_{r0})^{n-1}\right\}.\quad (7)$$

In the new picture,  $\Omega_0$  is defined as  $\frac{\rho_{m0} + \rho_{r0}}{\rho_c}$  so that matter alone makes the geometry flat. Here the expression for the critical energy density  $\rho_c$  has been changed from its usual one  $\rho_{ca}(= \frac{3H_0^2}{8\pi G})$ , as,

$$\rho_c = \rho_{ca} \times F(n, z_{car})\quad (8)$$

where

$$\begin{aligned}F(n, z_{car}) &= \left[1 + \frac{B}{A} \rho_{m0}^{n-1} (1 + \frac{\Omega_{r0}}{\Omega_{m0}})^{n-1}\right]^{-1} \\ &= \left[1 + (1+z_{car})^{3(1-n)} \left\{1 + \frac{\Omega_{r0}}{\Omega_{m0}}(1+z_{car})\right\}^{1-n} (1 + \frac{\Omega_{r0}}{\Omega_{m0}})^{n-1}\right]^{-1}\end{aligned}\quad (9)$$

$\Omega_{m0}$  and  $\Omega_{r0}$  are two parameters defined as  $\Omega_{m0} = \frac{\rho_{m0}}{\rho_{ca}}$  and  $\Omega_{r0} = \frac{\rho_{r0}}{\rho_{ca}}$  respectively.

So the new critical density  $\rho_c$  is expressed as a function of two parameters  $n$  and  $B$  or  $z_{car}$ . This is similar to the expression given in (Freese et al. 2002). As mentioned there, a point to note here is that the new critical density  $\rho_c$  is now the fraction of the original critical density  $\rho_{ca}$  which has a standard value  $1.88 \times 10^{-29} h_0^2 \text{ gm/cm}^3$ . Hence the new critical density can be much lower than the standard estimate. And also keeping in mind that we consider a flat geometry ( $\Omega_0 = 1$ ), we have today's energy density  $\rho_{m0} + \rho_{r0} = \rho_c$  i.e,

$$\Omega_{m0} + \Omega_{r0} = \frac{\rho_c}{\rho_{ca}} = F\quad (10)$$

In figure 1, we present the different combinations of  $n$  and  $z_{car}$  for certain values of  $F$ . However, gravitational cluster (Calberg et al. 1996) and other data suggest (Turner 2001) the total matter density to be 30% of the usual critical density i.e,  $\rho_c = .3 \rho_{ca}$ . This sets a preferred value .3 for  $F$ .

Now substituting the evolution of matter and radiation, we write equation (1) as the following,

$$H^2 = A [\rho_{m0} a^{-3} (1 + \frac{\Omega_{r0}}{\Omega_{m0}} a^{-1}) + \frac{B}{A} \rho_{m0}^n a^{-3n} (1 + \frac{\Omega_{r0}}{\Omega_{m0}} a^{-1})^n] \quad (11)$$

From equation (9) it is very straight forward to express B in terms of  $\Omega_{r0}$  and  $\Omega_{m0}$

$$\frac{B}{A} \rho_{m0}^{n-1} = \left( \frac{1 - \Omega_{r0} - \Omega_{m0}}{\Omega_{m0}} \right) \left( 1 + \frac{\Omega_{r0}}{\Omega_{m0}} \right)^{-n}. \quad (12)$$

Substituting this expression in equation (11), one can finally recast equation (1) in the following fashion

$$H^2 = \Omega_{m0} H_0^2 a^{-4} \left[ \left( a + \frac{\Omega_{r0}}{\Omega_{m0}} \right) + a^{-4n+4} \left( \frac{1 - \Omega_{r0} - \Omega_{m0}}{\Omega_{m0}} \right) \left( \frac{a + \frac{\Omega_{r0}}{\Omega_{m0}}}{1 + \frac{\Omega_{r0}}{\Omega_{m0}}} \right)^n \right] \quad (13)$$

In equation (13)  $H^2$  is expressed in terms of the two model parameters  $n$  and  $\Omega_{m0}$  which, in turn, is related to the other form of this parameter ( $F$  or  $z_{car}$ ) through equation (9) and (10). We are now in a position to constrain these two parameters with different observations. Once we constrain these two parameters from the observation we can evaluate the corresponding value of  $F$  or  $z_{car}$  from eqn (10) and figure 1. There is an important point to note is that the value  $n = 0$  corresponds to a  $\Lambda$ CDM model ( $\Omega_r$  at present is negligible). This will be crucial when we shall talk later about the allowed region of the parameter space.

The prior assumptions in our subsequent calculations are as follows: scale factor at present  $a_0 = 1$ , scale factor at last scattering  $a_{ls} = 1100^{-1}$ ,  $h = 0.65$ , density parameter for radiation and baryons at present  $\Omega_{r0} = 9.89 \times 10^{-5}$ ,  $\Omega_{b0} = 0.05$ , and spectral index for the initial energy density perturbations,  $n = 1$ .

### 3. Fitting with Supernova data

First we check the consistency of the model with SNIa observations. The data from different supernova observation is related to a quantity called luminosity distance  $d_l$  defined by

$$d_l = (1 + z)r_1 \quad (14)$$

for a source at  $r = r_1$  at  $t = t_1$ . But basically the luminosity distance in logarithmic units is what is observed by the astronomers.

$$m_B(z) = \mathcal{M} + 5 \log_{10}(D_l) \quad (15)$$

where  $\mathcal{M} \equiv M - 5 \log_{10} H_0 + 25$  and  $D_l = H_0 d_l$  is the dimensionless luminosity distance. To measure  $\mathcal{M}$ , one can show that for nearby sources (in low redshift limit) the above equation can be approximated as

$$m_B(z) = \mathcal{M} + 5 \log_{10}(z). \quad (16)$$

The low redshift supernovae measurements can be used to calculate  $\mathcal{M}$ . Using equation (14), we estimate the magnitudes of the supernovae at different redshifts from

$$m_B - \mathcal{M} = 5 \log_{10} \left\{ \frac{(1+z)}{\sqrt{\Omega_{m0}}} \int_0^z \frac{dz'}{(1+z')^2 X(z')} \right\} \quad (17)$$

where

$$X(z) = \left[ \left( \frac{1}{1+z} + \frac{\Omega_{r0}}{\Omega_{m0}} \right) + (1+z)^{4n-4} \left( \frac{1 - \Omega_{r0} - \Omega_{m0}}{\Omega_{m0}} \right) \left( \frac{\frac{1}{1+z} + \frac{\Omega_{r0}}{\Omega_{m0}}}{1 + \frac{\Omega_{r0}}{\Omega_{m0}}} \right)^n \right]^{\frac{1}{2}}$$

Using the above the relation to estimate  $m_B$  at different redshifts and the observed values of the effective magnitude  $m_{B,i}^{eff}$  and the same standard errors  $\sigma_{z,i}$  and  $\sigma_{m_{B,i}^{eff}}$  for a given redshift as listed by Perlmutter et al from SCP(Perlmutter et al. 1997), we compute  $\chi^2$  as

$$\chi^2 = \sum_{i=1}^{54} \frac{[m_{B,i}^{eff} - m_B(z_i)]^2}{\sigma_{z,i}^2 + \sigma_{m_{B,i}^{eff}}^2} \quad (18)$$

We consider the data set of 54 supernovae comprising of 38 high redshift supernovae from Supernova Cosmology Project together with 16 low redshift supernovae from the Calan-Tololo project, as used by (Perlmutter et al. 1997) in their primary fit C (for details of excluded data points see (Perlmutter et al. 1997)). In figure 2 we present the permitted parameter space by the supernova constrains at different confidence level. We observe that the model best fits the current supernova data at 80% confidence level.

#### 4. Constraints from CMBR

Our second tool for constraining the parameters is CMBR anisotropy spectrum. The CMBR peaks arise from oscillation of the primeval plasma just before the universe becomes transparent. The oscillation of the tightly bound photon-baryon fluid is a result of the balance between the gravitational interaction and photon pressure and this oscillations gives rise to the peaks and troughs in the temperature anisotropic spectrum. In an ideal photon-baryon fluid model, there is an analytic relation for the location of the m-th peak(Hu et al. 2001):

$$l_m = m l_A \quad (19)$$

where  $l_A$  is the acoustic scale which depends on both pre and post recombination physics and also on the geometry of the universe. This has an analytical expression given by  $\frac{\pi D}{s_{ls}}$  where  $D$  is the angular diameter distance to the last scattering and  $s_{ls}$  is the sound horizon at the last scattering. In terms of the conformal time  $\tau$ ,  $l_A$  is given by (Doran et al. 2001, 2002a),

$$l_A = \pi \frac{\tau_0 - \tau_{ls}}{\bar{c}_s \tau_{ls}}. \quad (20)$$

where  $\tau_0$  and  $\tau_{ls}$  are the conformal time today and at last scattering and  $\bar{c}_s$  is the average sound speed before last scattering.  $\bar{c}_s$  is a constant for a particular  $\frac{\rho_b}{\rho_r}$ . We take it as 0.52 as others (Doran et al. 2001).

Now, to find  $l_A$ , we write equation (13) in terms of conformal time

$$\left(\frac{da}{d\tau}\right)^2 = \Omega_{m0} H_0^2 \left[ \left(a + \frac{\Omega_{r0}}{\Omega_{m0}}\right) + a^{-4n+4} \left(\frac{1 - \Omega_{r0} - \Omega_{m0}}{\Omega_{m0}}\right) \left(\frac{a + \frac{\Omega_{r0}}{\Omega_{m0}}}{1 + \frac{\Omega_{r0}}{\Omega_{m0}}}\right)^n \right] \quad (21)$$

wherefrom it is quite easy to find

$$\tau_{ls} = \int_0^{\tau_{ls}} d\tau = \frac{1}{\Omega_{m0}^{1/2} H_0} \int_0^{a_{ls}} \frac{da}{X(a)} \quad (22)$$

and

$$\tau_0 = \int_0^{\tau_0} d\tau = \frac{1}{\Omega_{m0}^{1/2} H_0} \int_0^1 \frac{da}{X(a)} \quad (23)$$

where  $X(a) = \sqrt{\left(a + \frac{\Omega_{r0}}{\Omega_{m0}}\right) + a^{-4n+4} \left(\frac{1 - \Omega_{r0} - \Omega_{m0}}{\Omega_{m0}}\right) \left(\frac{a + \frac{\Omega_{r0}}{\Omega_{m0}}}{1 + \frac{\Omega_{r0}}{\Omega_{m0}}}\right)^n}$ .

Substituting the above expression in equation (20), we have the analytical expression for  $l_A$  in case of this model

$$l_A = \frac{\pi}{\bar{c}_s} \left[ \frac{\int_0^1 \frac{da}{X(a)}}{\int_0^{a_{ls}} \frac{da}{X(a)}} - 1 \right] \quad (24)$$

where  $a_{ls} = 1100^{-1}$ . Thus we can find the positions of the peaks in the CMBR spectrum from equation (19).  $l_A$  and consequently the positions of the CMBR peaks here depends only  $n$  and  $\Omega_{m0}$ . So once we calculate the positions of the peaks we can constrain the parameters  $n$  and  $\Omega_{m0}$  by comparing the results from different observations.

Now the simple relation in (19) is modified by driving and dissipative effects which introduces a phase shift to the oscillation such that (Hu et al. 2001)

$$l_m \equiv l_A(m - \phi_m) \quad (25)$$

The phase shift of the peaks  $\phi_m$  is predominantly determined by the pre-recombination physics and is independent of the geometry of the universe. It depends on parameters like,  $\Omega_b h^2$ ,  $n$ , and  $r_{ls}$ , the ratio of the energy density of radiation to matter at last scattering. For  $n = 1$  and  $\Omega_b h^2 = 0.02$  and  $r_{ls} = \frac{\rho_r(z_{ls})}{\rho_m(z_{ls})}$ ,  $z_{ls} \sim 1100$  at last scattering, the phase shift for the first peak(Hu et al. 2001)

$$\phi_1 = 0.267 \left( \frac{r_{ls}}{0.3} \right)^{.1}. \quad (26)$$

Now substituting for  $r_{ls}$  at  $z = 1100$ , we have

$$\phi_1 = 0.267 \left( \frac{1100 \Omega_{r0}}{0.3 \Omega_{m0}} \right)^{.1}. \quad (27)$$

Hence the position of the first peak  $l_1$  is

$$l_1 = l_A(1 - \phi_1) \quad (28)$$

Using equation (22)-(24) and (27) and (28) one can calculate  $l_1$  as a function of  $n$  and  $\Omega_{m0}$ . The observational bounds on  $l_1$  as predicted by BOOMERANG(Bernadis et al. 2002) and more recently by Archeops (Benoit et al. 2002) are  $l_1 = 221 \pm 14$  and  $l_1 = 220 \pm 6$  respectively. As the bound coming from the Archeops data is more stringent, we shall take this bound for first peak to constrain our parameters.

The relative shift of the second peak is a very sensitive quantity and depends on many parameters. Hence it is very difficult to derive any constraint from the second peak. So we disregard the second one. As far the third peak is concerned Doran et al(Doran et al. 2002b) have shown it to be insensitive to different cosmological parameters. They estimated  $\phi_3$  to be 0.341. Hence

$$l_3 = l_A(3 - \phi_3) = l_A(3 - 0.341) = 2.659 l_A \quad (29)$$

With this expression one can also calculate  $l_3$  for different values of  $n$  and  $\Omega_{m0}$ . The observational bound on  $l_3$  as suggested by BOOMERANG :  $l_3 = 845^{+12}_{-25}$ . In figure 3 we have shown the constraints on the parameter space that are obtained from the observational bounds on the location of the first(dashed contour) and third(full contour) CMBR peaks. Hence, from the CMBR point of view the allowed region of the model parameters lies in the intersection between these two contours.

## 5. Conclusion

In conclusion, we have shown that the locations of the CMBR peaks, as determined via Archeops and BOOMERANG, as well as the present Supernova Ia data, constrain a sizable portion of the parameter space of the Cardassian model. We observe that the model



best fit with the Supernova data at 80% confidence level. This, together with the allowed region from CMBR data restricts the parameters as  $0.31 \lesssim n \lesssim 0.44$  and  $0.13 \lesssim \Omega_{m0} \lesssim 0.23$  (See figure 4). This clearly does not include the  $n = 0$  which is the corresponding  $\Lambda$ CDM case in this model. This is the most interesting result of this investigation. Also the joint analysis indicates a lower value of  $\Omega_{m0}$ . This is consistent with that predicted by Zhu et.al (Zhu 2002) by investigating the constraints on the cardassian model from the recent measurements of the angular size of high- $z$  compact radio sources. Also our bound on  $\Omega_{m0}$  is consistent with that predicted by Melchiorri et.al (Melchiorri 2002) from a combined CMB+HST+SNIa+2dF analysis. Clearly with future high precision measurements of the MAP and PLANCK mission, we expect that the positions of the CMBR peaks will be determined with higher accuracy. This, together with the upcoming data from future SNAP mission will further constrain the parameter space of this model.

The authors are grateful to O. Bertolami, M.C. Bento and P. Crawford for useful discussions. The authors also thank Zong-Hong Zhu to bring in our attention one of their recent papers, and also for his comments. The work of A.A.S. is fully financed by Fundação para a Ciência e a Tecnologia (Portugal) under the grant POCTI/1999/FIS/36285. The work of S.S. is financed by Fundação para a Ciência e a Tecnologia (Portugal), through CAAUL.

## REFERENCES

- Astier, P. 2001, Phys.Lett.B, **500**, 8
- Amendola, L. 2000, Phys. Rev. D, **62**, 043511
- Amendola, L. 1999, Phys. Rev. D, **60**, 043501
- Avelino, P.P. et al. 2002, astro-ph/0208528
- Balbi, A et al. 2000, astro-ph/0005124.
- Banerjee, N. and Pavon, D. 2001, Phys. Rev. D, **63**, 043504
- Banerjee, N. and Pavon, D. 2001, Class.Quant.Grav, **18**, 593
- Barreiro, T., Copeland, E.J. and Nunes, N.J. 2001, Phys. Rev. D, **61**, 127301
- Benoit, A. et al. 2002, astro-ph/0210305, astro-ph/0210306
- Bento, M.C., Bertolami, O. and Santos,N.C. 2001, astro-ph/0106405
- Bento, M.C., Bertolami, O. and Sen, A.A. 2002a, Phys. Rev. D, **D66**, 043507
- Bento, M.C., Bertolami, O and Sen, A.A. 2002b, astro-ph/0210468
- Bernadis, P.De. et al. 2000, Nature, **404**, 955
- Bernardis, P.De. et al. 2002, ApJ, **564**, 55 9
- Bertolami, O. and Martins, P.J. 2000, Phys. Rev. D, **61**, 064007
- Bertolo,N. and Pietroni, M. 1999, Phys. Rev. D, **61**, 023518
- Bilić, N., Tupper, G.B. and Viollier, R.D. 2002, Phys.Lett.B, **535**, 17
- Calberg, R.G. et al. 1996, ApJ, **462**, 32
- Caldwell, R.R., Dave, R., and Steinhardt, P.J. 1998, Phys. Rev. Lett., **80**, 1582
- Chiba, T. 1999, Phys. Rev. D, **60**, 083508
- Chung, D.J. and Freese, K. 2000, Phys. Rev. D, **61**, 023511
- Cline, J.M. and Vinet, J. 2002, hep-ph/0211284.
- Copeland, E.J. Liddle, A.R., and Wands, D. 1988, Phys. Rev. D, **57**, 4686

- Doran, M., Lilley, M., Schwindt, J. and Wetterich, C. 2001, ApJ, **559**, 501
- Doran, M. and Lilley, M. 2002a, MNRAS, **330**, 965
- Doran, M., Lilley, M. and Wetterich, C. 2002b, Phys.Lett.B, **528**, 175
- Ferreira, P.G and Joyce, M. 1987, Phys. Rev. Lett., **79**, 4740
- Freese, K. and Lewis, M. 2002, Phys.Lett.B, **540**, 1
- Garnavich, P.M. et al. 1998, ApJ, **493**, L53
- Gasperini, M. 2001a, gr-qc/01050821
- Gasperini, M., Piazza, F. and Veneziano, G. 2001b, gr-qc/0108016
- Gondolo, P and Freese, K. 2002, hep-ph/0209322, hep-ph/0211397
- Hanany, S et al. 2000, astro-ph/0005123
- Hu, W., Fukugita, M., Zaldarriaga, M. and Tegmark, M. 2001, ApJ, **549**, 669
- Kamenshchik, A. Moschella, U., and Pasquier, V. 2001, Phys.Lett.B, **511**, 265
- Linder, E.V. astro-ph/0208512
- Melchiorri, A., Mersini, L., Odmann, C.J. and Trodden, M. 2002, astro-ph/0211522
- Padmanabhan, T and Roy Choudhury, T. 2002, Phys. Rev. D, **66**, 081301(R)
- Peebles, P.J.E and Ratra, B. 1988, ApJ, **325**, L17
- Perlmutter, S. et al. 1998, Nature, **391**, 51
- Perlmutter, S. et al. 1997, ApJ, **483**, 565
- Ratra, B. and Peebles, P.J.E. 1988, Phys. Rev. D, **37**, 3406
- Riazuelo, A. and Uzan, J. 2001, astro-ph/0107386
- Riess, A.G. 1998, AJ, **116**, 1009
- Sahni, V. and Wang, L. 2000, Phys. Rev. D, **59**, 103517
- Sen, A.A. and Sethi, S. 2002, Phys.Lett.B, **532**, 159
- Sen, A.A., Sen, S. and Sethi, S. 2001, Phys. Rev. D, **63**, 107501

- Sen, S. and Sen, A.A. 2001a, Phys. Rev. D, **63**, 124006
- Sen, A.A. and Sen, S. 2001b, Mod.Phys.Lett.A, **16**, 1303
- Sen, S. and Seshadri, T.R. 2000, gr-qc/0007079
- Steinhardt, P.J., Wang, L., and Zlatev, I. 1999, Phys. Rev. Lett., **59**, 123504
- Tocchini-Valentini, D and Amendola, L. 2001, astro-ph/0108143
- Turner, M.S. 2001, astro-ph/0106035.
- Uzan, J.P. 1999, Phys. Rev. D, **59**, 123510
- Weller, J and Albrecht, A. 2001, Phys. Rev. Lett., **86**, 1939
- Wetterich, C. 1988, Nuclear Phys.B, **302**, 668,
- Zhu, Z. and Fujimoto, M. 2002, ApJ, **581**, 1.
- Zlatev, I., Wang, L., and Steinhardt, P.J. 1999, Phys. Rev. Lett., **82**, 896

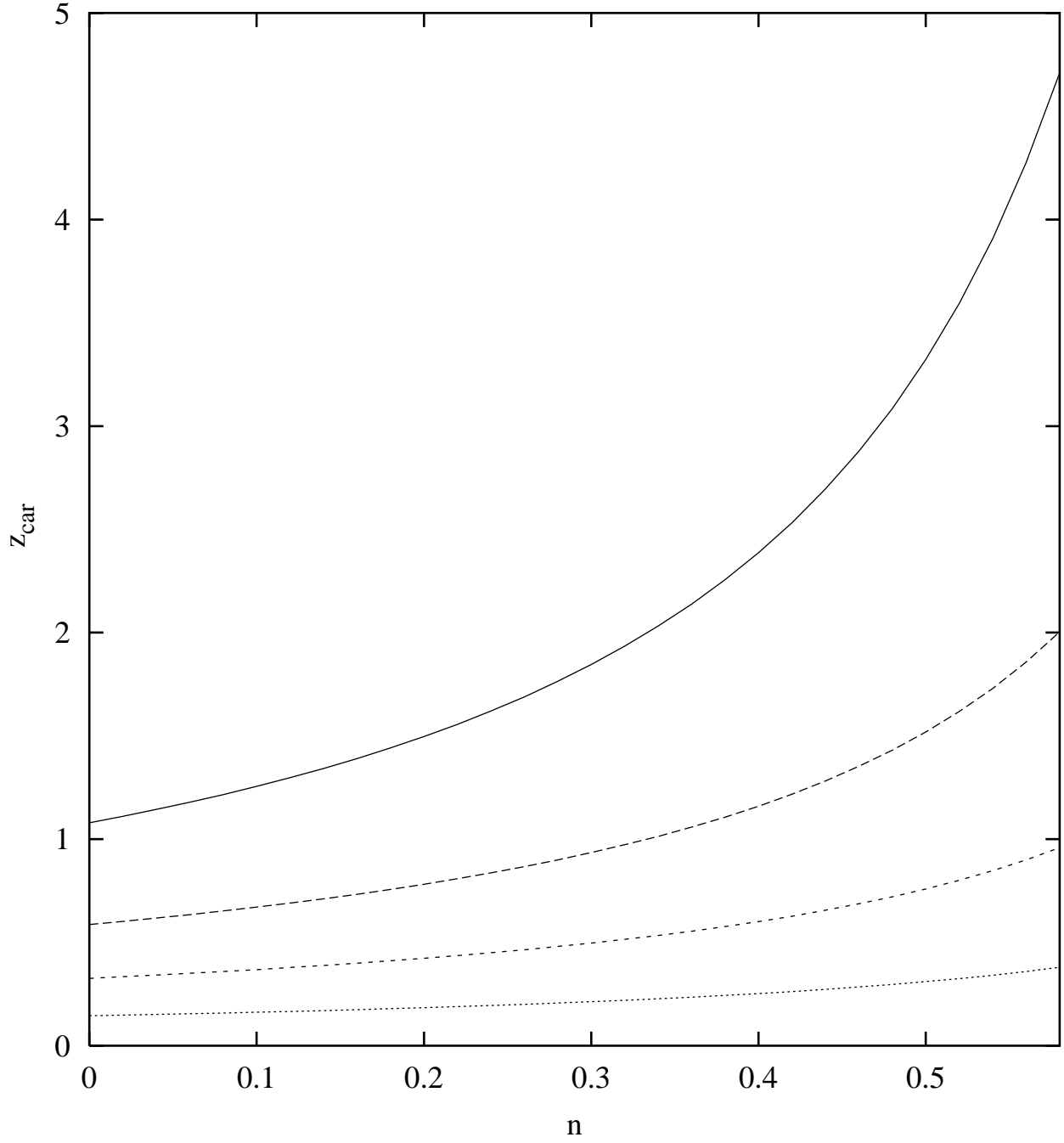


Fig. 1.— Contours of  $F$  in  $(n, z_{car})$  plane. Contours corresponds to value of  $F$  (0.1,0.2,0.3,0.4) from top to bottom.

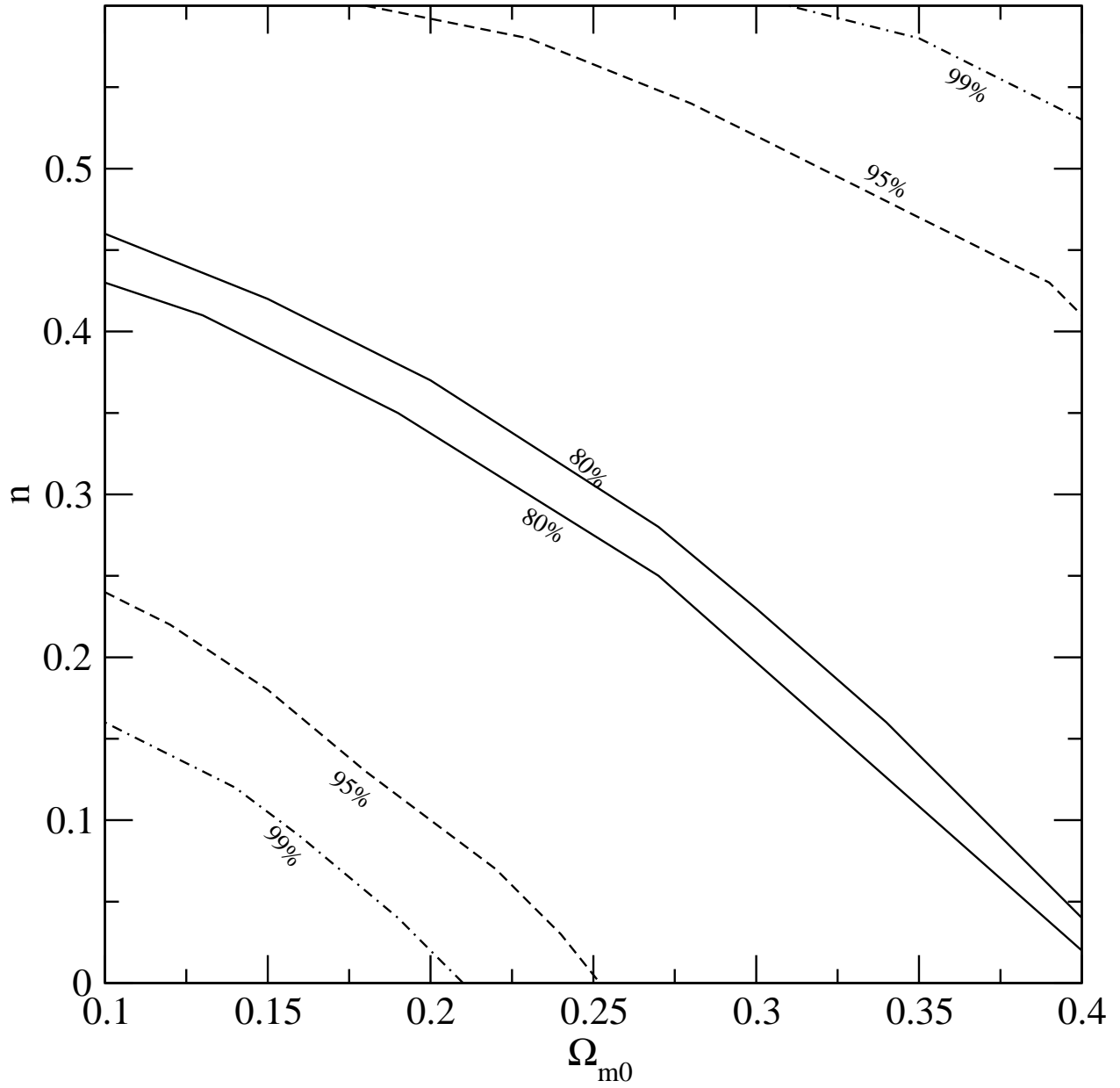


Fig. 2.— The best fit contours for the Supernova data at different confidence levels.

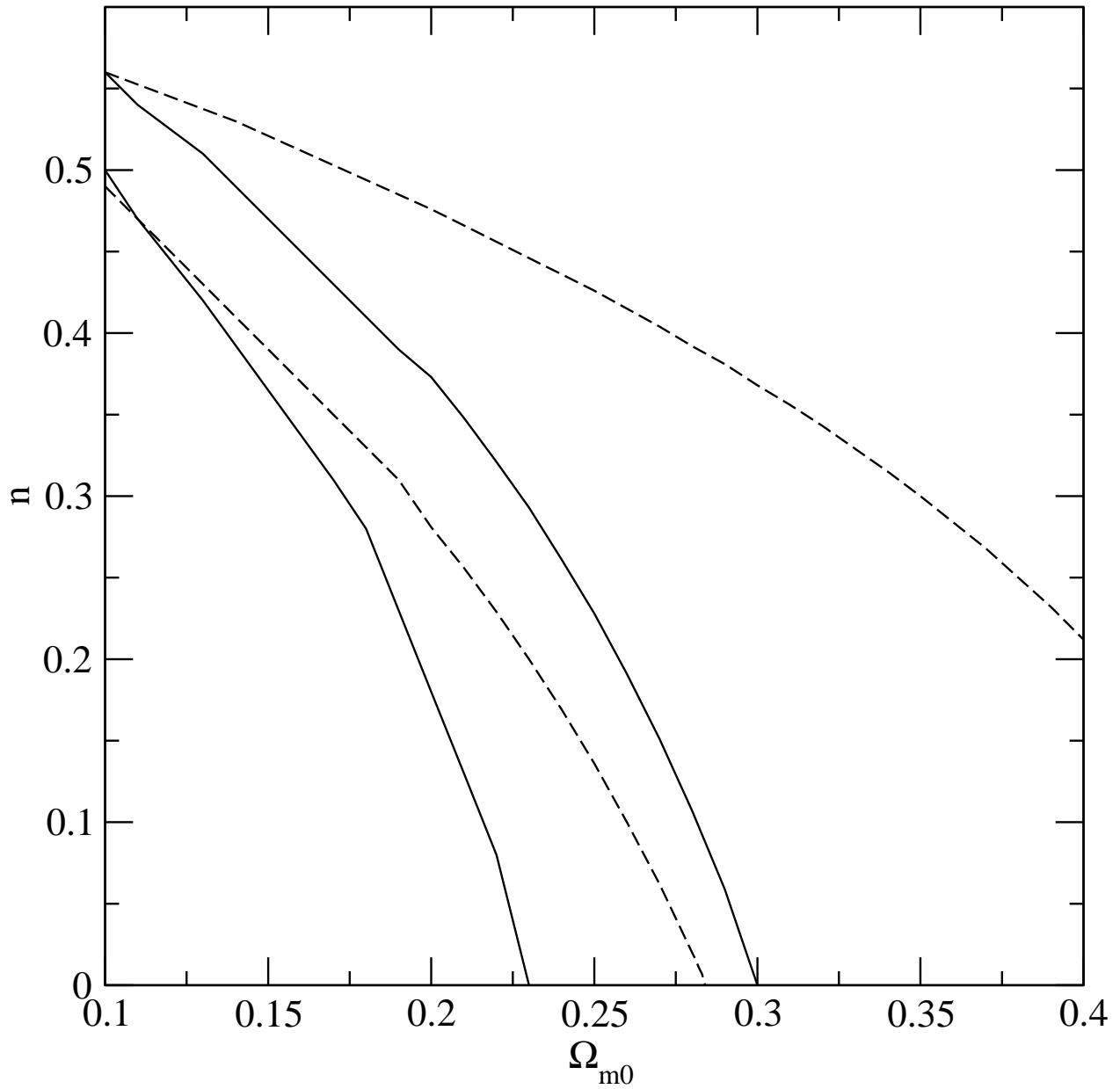


Fig. 3.— Contours in the  $(n, \Omega_{m0})$  plane arising from Archeops constraints on  $l_1$  (dashed contour) and BOOMERANG constraints on  $l_3$  (full contour), and Supernova observations. The allowed region of the model parameters lies in the intersection between these regions.

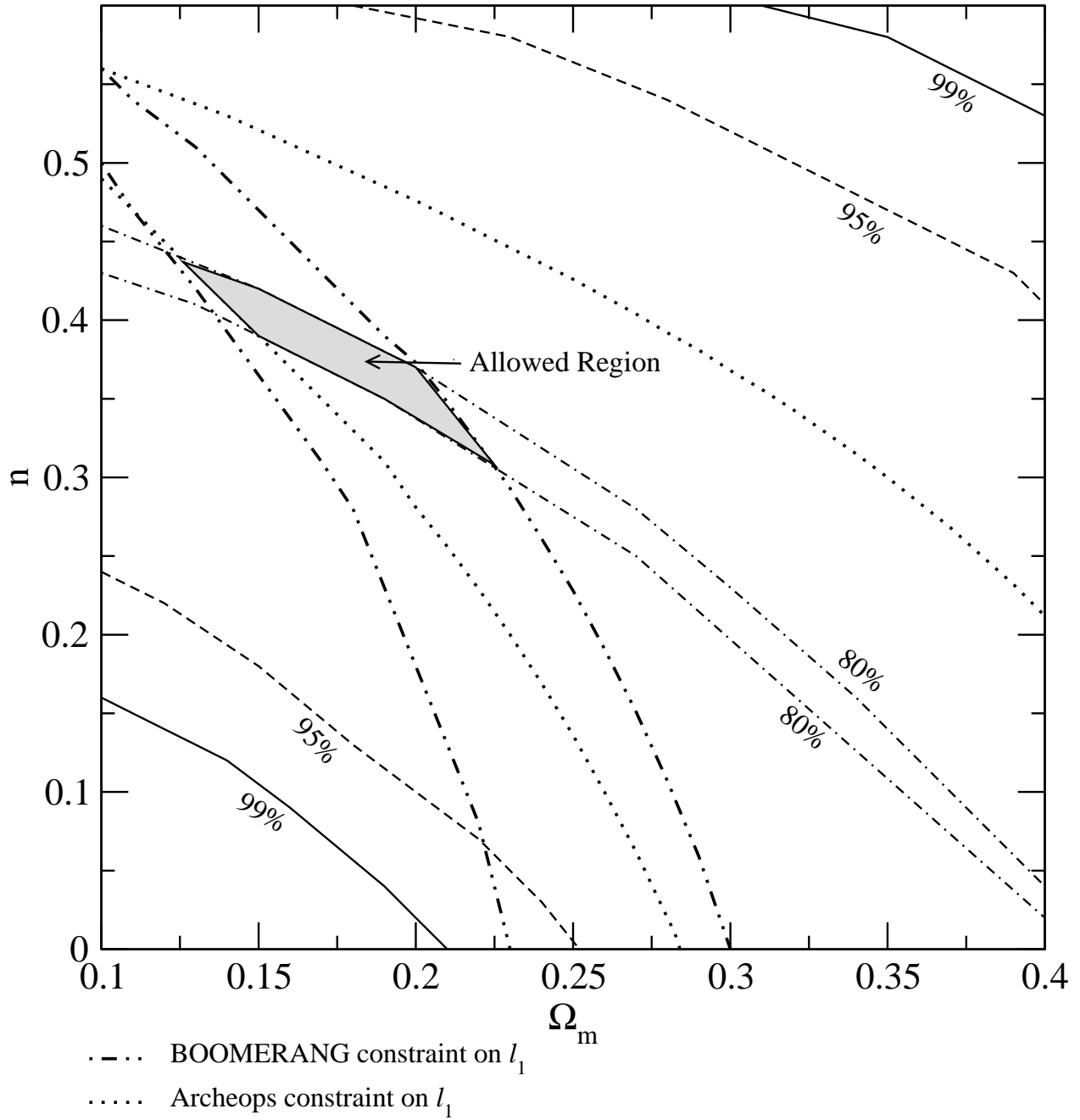


Fig. 4.— The allowed region in  $(n, \Omega_m)$  plane arising from the joint analysis.