

Shock breakouts in SNe Ib/c

S.I. Blinnikov¹, D.K. Nadyozhin¹, S.E. Woosley² and E.I. Sorokina³

¹ *Institute for Theoretical and Experimental Physics, Moscow*

² *UCO/Lick Observatory, University of California, Santa Cruz*

³ *Sternberg Astronomical Institute, Moscow*

It was realized long ago that a shock propagating along the profile of decreasing density should accelerate [1, 2]. In compact presupernovae, like SNe Ib/c, the shock can become relativistic [3] and is able to produce a burst of X-ray and even γ -ray radiation [4, 5, 6]. The case of a peculiar type Ic SN1998bw, probably related to GRB980425, has shown that SNe Ib/c may have the highest explosion energy and highest production of ^{56}Ni among core-collapsing supernovae [8, 7]. Supernovae of type Ib/c are also interesting for theory due to problems with their light curve modeling. Their understanding may serve as a diagnostics of mass loss from massive stars at the latest phases of evolution.

Numerical modeling of shock breakout in SNe Ib/c was done previously using some simplifying approximations [9]. Our method, realized in the code STELLA, allows us to get more reliable predictions for the outburst. Improvements in the theory done in the current work:

- multi-energy-group time-dependent radiation transfer,
- taking into account of (some) relativistic effects.

A representative presupernova in our runs was a WR star built by the code KEPLER [10] (model 7A). Late light curves and spectra for this model were studied in [11]. We present UBV light curves found for the same model by STELLA in Fig. 1.

The Model 7A has mass $3.199 M_{\odot}$ (including the mass of the collapsed core). Its radius prior to explosion is not strictly fixed because the outer mesh zones in KEPLER output actually model the strong stellar wind and are not in hydrostatic equilibrium. So, we fixed the radius by hand and we got four models with radii from 0.76 up to $2 R_{\odot}$ which *are* in hydrostatic equilibrium. Our results are summarized in the Table.

Explosions with KEPLER [11] gave maximum temperature of photons $T \sim 5 \times 10^5$ K at shock breakout. We have much finer mesh zoning at the edge of the star (down to $1 \times 10^{-12} M_{\odot}$) and better physics and we find higher values of T . The Fig. 2 shows the difference between effective and color temperatures (labels ‘e’ and ‘c’, respectively, in the Table). One should note that the peak values of luminosity and temperature given in the table and plots in Fig. 2 do not contain the light travel time correction. Models, labeled as 3.5N were computed by D.K.Nadyozhin in 1992 with the equilibrium radiation diffusion hydrocode SNV. Left plot in Fig. 3 shows one of his results. Dashed lines in Fig. 3 demonstrate the effect of averaging the light curve due the light travel time correction.

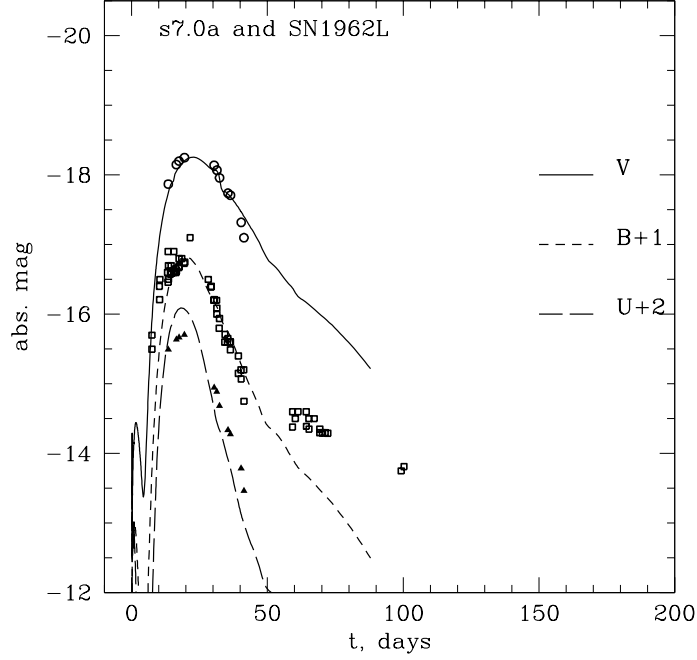


Figure 1: Theoretical UVB fluxes for the model 7A, exploded with $E_{\text{kin}} = 1.47 \times 10^{51}$ ergs in comparison with observations of SN1962L of type Ib.

Parameters of shock breakouts

M	R_0	E_{kin}	L_p	T_p	Δt
M_{\odot}	R_{\odot}	foe	erg/s	10^6K	s
3.2	0.76	1.24	4.2×10^{44}	4.2c	0.021
3.2	1.00	1.32	5.8×10^{44}	4.3c	0.026
3.2	1.23	1.30	6.8×10^{44}	4.3c	0.043
3.2	2.	1.39	9.4×10^{44}	4.3c	0.12
3.2	2.	4.36	3.6×10^{45}	5.3c	0.028
3.2	2.	8.86	4.8×10^{45}	7.2c	0.020
3.5N	0.76	1.30	1.4×10^{45}	5.1e	0.028
3.5N	1.23	1.30	8.1×10^{44}	3.5e	0.067

M and R_0 — presupernova mass and radius, respectively, in solar units

E_{kin} — the kinetic energy at infinity in 10^{51} ergs

L_p and T_p — the peak luminosity and temperature

Δt is the width of the light curves at 1 stellar magnitude below L_p

We conclude that photon spectra at shock breakouts in SNe Ib/c peak near $3kT \sim 1$ keV and the X-ray fluences predicted can be observed by future missions up to tens of Mpc.

We are grateful to MPA staff for permanent and generous support. Our work in US was supported by grants NSF AST-97 31569 and NASA - NAG5-8128, in Russia RBRF 00-02-17230 and RBRF 02-02-16500.

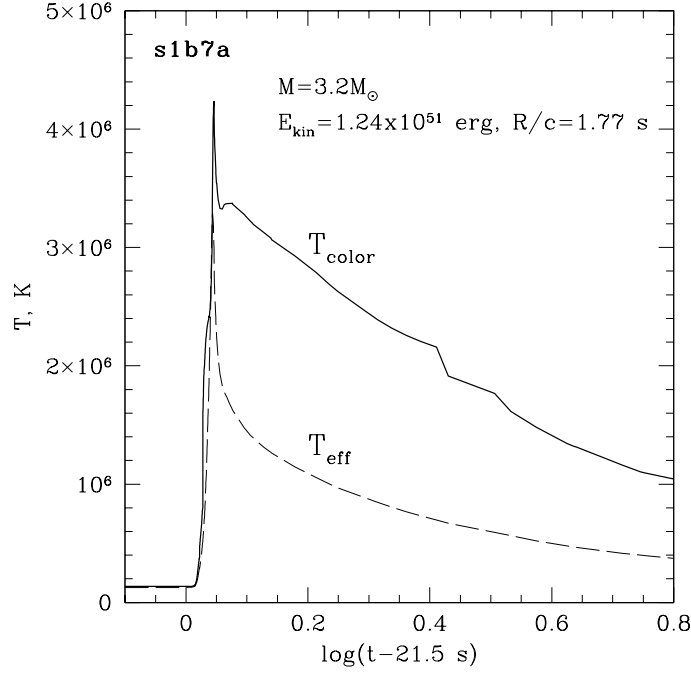


Figure 2: Effective and color temperatures of emerging radiation in one of the runs.

References

- [1] G.M. Gandel'man, D.A. Frank-Kamenetskij, Doklady AN SSSR **107** (1956) 811.
- [2] A. Sakurai, Commun. Pure Appl. Math. **13** (1960) 353.
- [3] M.H. Johnson, C.F. McKee, Phys.Rev.D **3** (1971) 858.
- [4] S.A. Colgate, Can.J.Phys. **46** (1969) 476.
- [5] G.S. Bisnovatyi-Kogan et al. Ap.Space Sci.**35** (1975) 23.
- [6] S.E. Woosley, Astron.Ap.Suppl., **97** (1993) 205.
- [7] S.E. Woosley, R.G. Eastman, B.P. Schmidt ApJ, **516** (1999) 788.
- [8] K. Iwamoto et al. Nature, **395** (1998) 672.
- [9] L.M. Ensmann, Type Ib supernovae and a new radiation hydrodynamics code, PhD Thesis – California Univ., Santa Cruz, 1991.
- [10] S.E. Woosley, N. Langer, T.A. Weaver ApJ, **448** (1995) 315.
- [11] S.E. Woosley, R.G. Eastman, Thermonuclear Supernovae, eds. P. Ruiz-Lapuente, R. Canal, J. Isern (1997) 821.

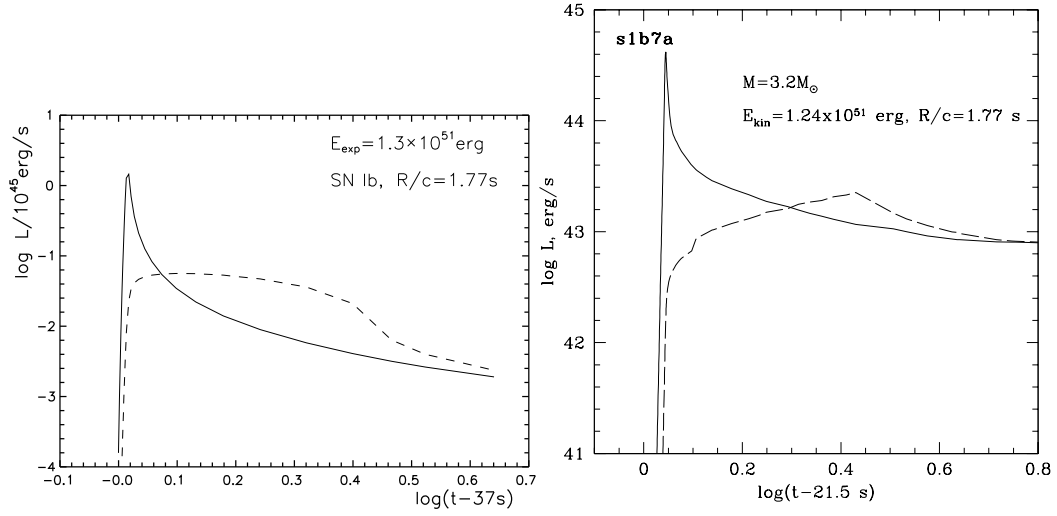


Figure 3: The left figure shows the results for shock breakout luminosity by the equilibrium radiation diffusion hydrocode SNV; the right one: a similar presupernova model, results obtained by STELLA. Dashed lines show the light travel time corrected luminosity. In case of STELLA the correction is approximate.