

An Obscured Radio Galaxy at High Redshift

Michiel Reuland,^{1,2,3} Wil van Breugel,¹ Huub Röttgering,² Wim de Vries,¹ Carlos De Breuck⁴ & Daniel Stern⁵

ABSTRACT

Perhaps as many as 10% of high redshift radio galaxy (HzRG; $z > 2$) candidates that are selected using an Ultra Steep radio Spectrum (USS) criterion fail to show optical emission (continuum, lines) in deep Keck exposures. Their parent objects are only detected in the near-IR and are probably heavily obscured and/or at very high redshift. To search for signatures of dust and help constrain the nature and redshifts of these “no- z ” radio galaxies, we have conducted a program of submillimeter and millimeter observations. Here we report the first results of a detailed study of one of these objects, WN J0305+3525.

WN J0305+3525 appears associated with a small group of $K \sim 21 - 22$ objects and is strongly detected at both $850\mu\text{m}$ and 1.25mm . On the basis of its faint K -band magnitude, spectral energy distribution (SED) and other evidence we estimate that the radio galaxy is probably at a redshift $z \simeq 3 \pm 1$. This would make WN J0305+3525 a radio-loud Hyper Luminous Infrared Galaxy ($L_{\text{FIR}} \sim 10^{13} L_{\odot}$) similar to, but more obscured than, other dusty radio galaxies in this redshift range. This, together with the absence of $\text{Ly}\alpha$ emission and compact ($\theta \lesssim 1''.9$) radio structure, suggests that WN J0305+3525 is embedded in a very dense, dusty medium and is probably at an early stage of its formation.

Subject headings: galaxy formation, radio galaxies, dust, submillimeter emission

¹Institute of Geophysics and Planetary Physics, L-413 Lawrence Livermore National Laboratory, P.O. Box 808, Livermore, CA 94551, U.S.A., email: mreuland@igpp.ucllnl.org

²Leiden Observatory, P.O. Box 9513, 2300 RA Leiden, The Netherlands

³Department of Physics, UC Davis, 1 Shields Avenue, Davis, CA 95616, U.S.A.

⁴Institut d’Astrophysique de Paris, CNRS, 98bis Boulevard Arago, F-75014 Paris, France

⁵Jet Propulsion Laboratory, California Institute of Technology, Mail Stop 169-327, Pasadena, CA 91109, U.S.A.

1. Introduction

High redshift active galactic nuclei (AGNs) have gained renewed interest as cosmological probes with the findings that (i) there is a good correlation between the masses of the stellar bulges of galaxies and their central black holes suggesting a causal connection in their formation (e.g., Magorrian et al. 1998) and (ii) that a population of high redshift heavily obscured AGNs seems the best candidate to account for a substantial fraction (30–40%) of the 5–10 keV cosmic X-ray background (XRB) (e.g., Hasinger 2002; Stern et al. 2002; Willott et al. 2002).

The most vigorously star forming galaxies radiate strongly in the far-IR (Sanders & Mirabel 1996). Sub-mm observations show that as many as 50% of $z > 3$ HzRGs are “Hyper Luminous Infrared Galaxies” (HyLIRGs, $L_{\text{FIR}} \sim 10^{13} L_{\odot}$; Reuland et al. in prep.; Archibald et al. 2001). While some HyLIRGs are powered by an obscured AGN, there also exist many in which the starburst dominates (Rowan-Robinson 2000). The detection of strong rest-frame UV absorption features show that there are hot young stars at $z \sim 3.8$ in at least one case (Dey et al. 1997), and CO mm-interferometry studies show that star formation occurs galaxy wide over scales of up to ~ 30 kpc (Papadopoulos et al. 2000). These observations provide direct evidence that powerful HzRGs are massive galaxies forming stars at rates as high as $2000 M_{\odot} \text{ yr}^{-1}$. From the near-IR Hubble $K - z$ diagram HzRGs are known to be the most luminous galaxies at any redshift up to $z \sim 5.2$ (De Breuck et al. 2002, hereafter DB02). Furthermore, actively-accreting supermassive black holes ($M_{\text{BH}} \sim 10^9 M_{\odot}$; Lacy et al. 2001) are required to power radio sources. Therefore, HzRGs are excellent targets to study the formation and coevolution of the most massive galaxies and their black holes.

De Breuck et al. (2001) found that 36% of a sample of 33 USS ($\alpha_{325\text{MHz}}^{1400\text{MHz}} \lesssim -1.30$; $S_{\nu} \propto \nu^{\alpha}$) selected radio sources with spectroscopic information was at redshifts $z > 3$. A surprisingly large fraction (24%) of these USS sources did *not* show emission lines even in moderately long exposures (1–2 hrs) at Keck. Of these latter sources, 3 (or 9% of the entire sample) did not show optical continuum emission down to a limit of $R \sim 25$ and were detected only at near-IR (K -band) wavelengths.

The nature of these “no- z ” objects is unclear. As discussed by De Breuck et al. one can think of the following possible explanations: objects which do show optical continuum (i) may be in the “redshift desert” ($1.5 < z < 2.3$) where strong emission lines fall outside the observable window or (ii) may be pulsars; objects without optical continuum (iii) may be highly obscured AGNs or (iv) be at such high redshift ($z \gtrsim 7$) that $\text{Ly}\alpha$ is shifted out of the optical passband. In the latter two cases they may be young HzRGs in an exceptionally vigorous stage of their formation, and one would expect large amounts of dust associated with them. To search for this we have conducted a program of sub-mm and mm observations

of these “no- z ” radio galaxies. Here we report the first results of a detailed study of one such object, WN J0305+3525.

To facilitate comparison with other papers we adopt an universe with $\Omega_M = 1.0$, $\Omega_\Lambda = 0$, and $H_0 = 50 \text{ km s}^{-1} \text{ Mpc}^{-1}$ unless stated otherwise. The angular scale at $z = 3$ is then $7.3 \text{ kpc arcsec}^{-1}$ and the look-back time is 11.4 Gyr, or 88% of the age of the universe.

2. Observations and Results

2.1. Selection and Keck Imaging

VLA observations by De Breuck et al. (2000a) show that WN J0305+3525 is a compact ($\theta \lesssim 1''.9$) steep spectrum ($\alpha_{325\text{MHz}}^{1.4\text{GHz}} = -1.33$) radio source with flux density $S_{1.4\text{GHz}} = 15.8 \text{ mJy}$. As part of our program aimed at finding $z > 3$ radio galaxies among USS sources DB02 obtained a 15 min I -band image with $0''.7$ seeing and a 38 min K -band image with $0''.55$ seeing at Keck. We obtained a 58 min Keck J -band image on UT 2000 January 30 (seeing $\sim 0''.6$) with the Near Infrared Camera (NIRC; Matthews & Soifer 1994), which was reduced following DB02. Formal 5σ detection limits in $2''$ diameter circular apertures are $I_{\text{lim}} = 23.37$, $J_{\text{lim}} = 23.15$, and $K_{\text{lim}} = 22.61$. Astrometry for the I -band image was determined using the USNO-A2.0 catalog (Monet 1998) giving a formal uncertainty of $0''.15$. The absolute rms uncertainties with respect to the international celestial reference frame of the catalog and radio image are $0''.2$ and $0''.25$ respectively (e.g., DB02). The small near-IR images were registered to the $6' \times 7'$ I -band image to better than $0''.05$ rms, resulting in relative astrometry between the near-IR and radio images accurate to $1\sigma \sim 0''.4$ rms.

Figure 1 shows the K -band image with 5 GHz radio map overlaid. It reveals fuzzy structure with multiple components within $2''$ – $3''$ of the radio source. Note that none of the objects appears directly associated with the radio emission itself. Table 1 summarizes the observed properties of these objects. Objects 2 and 4 remain undetected in the I and J -band images (Fig. 2).

2.2. JCMT and IRAM Observations

We observed WN J0305+3525 on UT 1999 December 6 and 7 at $850 \mu\text{m}$ and $450 \mu\text{m}$ with the Submillimetre Common-User Bolometer Array (SCUBA; Holland et al. 1998) at the James Clerk Maxwell Telescope in stable atmospheric conditions $\tau_{850} \sim 0.29 - 0.32$. We performed two sets of 50 integrations each night using the 9-point jiggle photometry

mode while chopping $45''$ in azimuth at 7.8 Hz. Pointing was better than $2''$. Flux calibration was performed on Saturn, HLTAU, and CRL618 and we adopted a gain $C_{850} \sim 182 \text{ mJy beam}^{-1} \text{ V}^{-1}$. The data were reduced following procedures outlined in the SCUBA Photometry Cookbook⁶. Combining the data from both nights yields an average $850 \mu\text{m}$ flux density of $12.5 \pm 1.5 \text{ mJy}$, while at $450 \mu\text{m}$ we measured $21 \pm 19 \text{ mJy}$ and did not detect the object. The FWHM of the beam at $850 \mu\text{m}$ for SCUBA is $\theta_{\text{FWHM}} = 14''.5$. We imaged WN J0305+3525 with SCUBA on UT 2000 February 26, 27, and 28, reaching $\sim 1.5 \text{ mJy}$ rms, to obtain a more accurate position for the sub-mm source. The position of the $850 \mu\text{m}$ centroid $\alpha = 03^{\text{h}}05^{\text{m}}47^{\text{s}}.38$, $\delta = +35^{\circ}25'15''.0$ (J2000) with estimated 3σ astrometric uncertainty of $\pm 3 \times \theta_{\text{FWHM}}/(2 \times S/N) \sim 3''$ (following Serjeant et al. 2002) is indicated in Figure 1.

WN J0305+3525 was also observed at 1.25 mm using the 37 channel MPIfR Bolometer Array (MAMBO II; Kreysa et al. 1998) at the IRAM 30 m telescope on UT 2000 July 18. We performed 11 symmetric “ON-OFFs” with a chop-nod distance of $45''$, each with 20 subscans of 10 s per subscan. The atmospheric extinction $\tau_{1.25}$ varied between 0.16 and 0.34 and pointing corrections were less than $2''$. The calibration factor of $13.3 \text{ counts mJy}^{-1}$ was estimated from on-offs on Uranus and Saturn. Using MOPSI with sky-noise filtering we detect the object at $4.17 \pm 0.56 \text{ mJy}$.

2.3. Keck Spectroscopy

We have attempted to measure the redshift of WN J0305+3525 using the Low-Resolution Imaging Spectrometer (LRIS; Oke et al. 1995) with the $150 \ell \text{ mm}^{-1}$ grating blazed at 7500 \AA and $1''.5$ wide slit resulting in a spectral resolution of 15 \AA and wavelength coverage of $4100 - 10000 \text{ \AA}$. Between exposures we shifted the object by $10''$ along the slit to facilitate fringe removal in the red parts of the CCD. The slit positions are indicated in Figure 1. A $3 \times 30 \text{ min}$ observation at $\text{PA}=50^{\circ}$ on UT 1999 December 20 through targets 1 and 3 did not show emission lines. On UT 2000 February 1 we first observed $2 \times 30 \text{ min}$ at $\text{PA}=65^{\circ}$ through target 3, the formal radio source position, and the SW stellar object (*). No emission lines were found, but the latter object was identified as a Galactic M giant. A second set of similar exposures at $\text{PA}=0^{\circ}$ through targets 3 and 4 did not show emission lines either, but we may have detected faint continuum ($F_{\lambda}^{\text{cont}} \approx 2 \pm 3 \times 10^{-19} \text{ erg s}^{-1} \text{ cm}^{-2} \text{ \AA}^{-1}$) redward of $\lambda \approx 6300 \text{ \AA}$ from object 3. Object 2 was not observed spectroscopically, but it is unlikely that it would have been detected given its faintness. Assuming that $\text{Ly}\alpha$ would fall between

⁶The SCUBA Photometry Cookbook is available at <http://www.starlink.rl.ac.uk/star/docs/sc10.htx/sc10.html>

5100 Å and 8900 Å where the sky is well behaved and assuming a line width ~ 30 Å (e.g., Dey et al. 1997), we derive a 3σ upper limit to the Ly α flux density of 3×10^{-17} erg s $^{-1}$ cm $^{-2}$.

3. Discussion

3.1. Identification and Redshift Estimate

What are the chances that the sub-mm source, the radio source and the K -band objects are all unrelated? Sub-mm surveys have shown that the $S_{850\mu\text{m}} \gtrsim 10$ mJy number density is less than 100 per square degree (Hughes et al. 2002). Radio surveys show that there are less than 12 radio sources with $S_{1.4\text{GHz}} \gtrsim 15$ mJy per square degree (de Vries et al. 2002). Within the sub-mm error circle ($3''$ radius; by far the largest of the three), the chance of finding a chance superposition of a $\gtrsim 10$ mJy sub-mm source and a $\gtrsim 15$ mJy radio source is negligible ($< 2.3 \times 10^{-4}$). The chance of finding three unrelated $K < 22$ mag objects within the error circle is less than 10% given a number density $\sim 2 \times 10^5$ per square degree (Djorgovski et al. 1995). Despite the offsets between the K -band objects and the radio source there are good reasons to believe that they are related. Many USS selected radio galaxies consist of multiple components (van Breugel et al. 1998). Furthermore, in most HzRGs the radio AGN are obscured (Reuland et al. 2002) and there are other cases where the AGN appears to be located off center from the bulk of the parent galaxy (e.g., 3C294; Quirrenbach et al. 2001).

Without a spectroscopic redshift we can use only indirect arguments to estimate the redshift of WN J0305+3525 such as the $K - z$ diagram, the shape of the SED and the near-IR colors. We cannot use the radio to sub-mm index as a redshift indicator (Carilli & Yun 1999) as WN J0305+3525 is radio loud. The $K - z$ diagram as determined for HzRGs (DB02) seems to hold also for the sub-mm population (Dunlop 2002). If we take a total magnitude of $K \sim 21$ to be representative for WN J0305+3525 (Table 1), then we estimate from the $K - z$ diagram that WN J0305+3525 is at $3 \lesssim z \lesssim 7$.

Comparing the (sub)-mm ratios $S_{1250}/S_{850} = 0.33$ and $S_{450}/S_{850} \lesssim 6$ with redshifted models of dusty starforming galaxies (c.f. Fig. 3 in Hughes et al. 1998) results in redshift estimates of $3 \lesssim z \lesssim 6$ and $z > 1 - 2$ respectively. Moreover, almost all USS radio galaxies that are detected in the sub-mm are at redshifts $z > 2.5$. Figure 3 represents the observed SED of WN J0305+3525 and shows that the (sub)-mm emission is of thermal origin and effectively rules out that the object is a pulsar. A starburst SED with $1 \lesssim z \lesssim 4$ would fit the data closely at both the near-IR and (sub)-mm points.

The colors of the K -band objects are too uncertain to usefully constrain the redshifts using stellar evolution models (Stevens & Lacy 2001). The possible detection of faint contin-

uum redward of $\lambda \approx 6300 \text{ \AA}$ in object 3 is consistent with the object being at high redshift: it could be featureless continuum redward of a Ly α forest region at $z \sim 4.2$.

Based on the above arguments we conclude that there is very good circumstantial evidence that WN J0305+3525 is at high redshift, probably at $z \simeq 3 \pm 1$.

3.2. Implications

If WN J0305+3525 is indeed at $z \simeq 3$ then its restframe FIR properties are $L_{\text{FIR}} \sim 10^{13} L_{\odot}$, implying $M_{\text{dust}} \sim 1.5 \times 10^8 M_{\odot}$ and star formation rate $\sim 1500 M_{\odot} \text{ yr}^{-1}$ for standard dust models and cosmology (c.f. 4C 60.07; $H_0 = 75 \text{ km s}^{-1} \text{ Mpc}^{-1}$; Papadopoulos et al. 2000). This is comparable to the radio-“quiet” sub-mm source Lockman 850.1 which has been estimated to be at $2 \lesssim z \lesssim 4$, based on its sub-mm/mm SED (Lutz et al. 2001), as well as other, radio-“loud” galaxies in this redshift range. Compared with traditional HzRGs, the Ly α emission ($L_{\text{Ly}\alpha} \lesssim 10^{42.3} \text{ erg s}^{-1}$) is relatively weak given its radio power ($P_{325\text{MHz}} \simeq 10^{35.1} \text{ erg s}^{-1} \text{ Hz}^{-1}$), but still within the large observed scatter (c.f. Fig. 10 in De Breuck et al. 2000b). Thus WN J0305+3525 appears to be a heavily obscured radio-loud luminous sub-mm source. We consider two options that could explain the strong obscuration.

Recently, Greenberg & Shen (2000) and Todini & Ferrara (2001) suggested that dust particles in high redshift galaxies may be predominantly smaller than in local starbursting systems. The argument is based on a different origin of the dust: at high redshifts there has been little time for M giants (the primary sources of local dust) to appear, and most early dust would be produced by M supergiants and supernovae instead. The increase of the sub-mm detection rate with redshift for radio galaxies (Reuland et al. in prep.; Archibald et al. 2001) might then be interpreted as being due to changing dust properties with redshift. Smaller dust particles lower the estimated dust masses and star formation rates and, because they are more efficient UV absorbers, this might explain why some of the most massive starforming galaxies are not seen in the optical at all.

Another reason that WN J0305+3525 is heavily dust enshrouded might be related to its young evolutionary stage. This is supported by the compactness of the associated radio source for WN J0305+3525 and the other “no- z ” HzRG-candidates. It seems reasonable to assume that, on average, compact sources are younger than more extended ones (Blundell, Rawlings & Willott 1999). The dense circumnuclear dust configuration would then quench the Ly α emission.

This suggests a scenario in which massive radio galaxies form with a large starburst, perhaps simultaneously in several smaller, merging components. This starburst manifests

itself as a luminous “sub-mm source”. During the next stage a massive black hole is formed and/or activated, but any rest-frame optical emission remains obscured by dust from the starburst. As the radio source evolves it grows and expels the obscuring dust envelope, becoming visible as a HzRG (c.f. Jarvis et al. 2002; Reuland et al. 2002). This is essentially the radio-loud version of scenarios where “Ultra Luminous Infrared Galaxies” evolve into quasars as envisaged by Sanders et al. (1988).

Radio galaxies are the most massive and most extended galaxy sized systems that are known to exist at high redshift. They are therefore good targets for studying the origin of the relationship between galaxies and their central black holes. WN J0305+3525 may be at the stage where both the galaxy and the black hole are being put together. As with other sub-mm sources it is difficult to obtain spectroscopic redshifts and it is important to obtain further information about their SEDs at mid- and far-IR wavelengths. X-ray imaging could show whether or not there is a bright AGN associated with WN J0305+3525. We are actively pursuing follow-up observations to address some of these issues.

We gratefully acknowledge the help of the Keck, and JCMT staff. We thank the IRAM staff and Albrecht Sievers in particular for carrying out observations in Director’s Discretionary Time, project Delta 00-04, and reducing the data. The work of M.R., W.v.B., and W.d.V. was performed under the auspices of the U.S. Department of Energy, National Nuclear Security Administration by the University of California, Lawrence Livermore National Laboratory under contract No. W-7405-Eng-48. The work of D.S. was carried out at the Jet Propulsion Laboratory, California Institute of Technology, under a contract with NASA.

REFERENCES

- Archibald, E., Dunlop, J., Hughes, D., Rawlings, S., Eales, S. & Ivison, R., 2001, MNRAS, 323, 417
- Blundell, K., Rawlings, S. & Willott, C. 1999, AJ, 117, 677
- Cardelli, J., Clayton, G. & Mathis, J. 1989, ApJ, 345, 245
- Carilli, C. & Yun, M., 1999, ApJ, 513, L13
- De Breuck, C., van Breugel, W., Röttgering, H. & Miley, G., 2000a, A&AS, 143, 303
- De Breuck, C., Röttgering, H., Miley, G., van Breugel, W. & Best, P. 2000b, A&A, 362, 519
- De Breuck, C., et al., 2001, AJ, 121, 1241

- De Breuck, C., van Breugel, W., Stanford, S., Röttgering, H., Miley, G. & Stern, D., 2002, *AJ*, 123, 637, (DB02)
- de Vries, W. H. et al. 2002, *AJ*, 123, 1784
- Dey, A., van Breugel, W., Vacca, W.D. & Antonucci, R., 1997, *ApJ*, 490, 698
- Djorgovski, S. et al. 1995, *ApJ*, 438, L13
- Dunlop, J., 2002, preprint, astro-ph/0203183
- Greenberg, M. & Shen, C., 2000, preprint, astro-ph/0006337
- Hasinger, G., 2002, preprint, astro-ph/0202430
- Holland, W. et al. 1998, *Proc. SPIE*, 3357, 305
- Hughes, D. H. et al. 1998, *Nature*, 394, 241
- Hughes, D. H. et al. 2002, *MNRAS*, 335, 871
- Jarvis, M., Wilman, R., Röttgering, H. & Binette, L., 2002, *MNRAS*, in press, astro-ph/0209159
- Kreysa, E. et al. 1998, *Proc. SPIE*, 3357, 319
- Lacy, M., Laurent-Muehleisen, S., Ridgway, S., Becker, R. & White, R., 2001, *ApJ*, 551, L17
- Lutz, D. et al. 2001, *A&A*, 378, 70
- Magorrian, J. et al. 1998, *AJ*, 115, 2285
- Matthews, K. & Soifer, B. 1994, *ASSL Vol. 190: Astronomy with Arrays, The Next Generation*, 239
- Monet, D., 1998, *American Astronomical Society Meeting*, 193, 112003
- Oke, J. et al., 1995, *PASP*, 107, 375
- Papadopoulos, P. et al. 2000, *ApJ*, 528, 626
- Quirrenbach, A., Roberts, J. E., Fidkowski, K., de Vries, W., & van Breugel, W. 2001, *ApJ*, 556, 108
- Reuland, M. et al., 2002, *ApJ*, submitted
- Rowan-Robinson, M., 2000, *MNRAS*, 316, 885
- Sanders, D. et al. 1988, *ApJ*, 325, 74

- Sanders, D. & Mirabel, I., 1996, ARA&A, 34, 749
- Schlegel, D., Finkbeiner, D. & Davis, M., 1998, ApJ, 500, 525
- Serjeant, S. et al. 2002, MNRAS, submitted, astro-ph/0201502
- Stern, D. et al. 2002, ApJ, 568, 71
- Stevens, R. & Lacy, M. 2001, MNRAS, 325, 897
- Todini, P. & Ferrara, A. 2001, MNRAS, 325, 726
- van Breugel, W., Stanford, S., Spinrad, H., Stern, D. & Graham, J., 1998, ApJ, 502, 614
- Willott, C. J. et al. 2002, MNRAS, in press, astro-ph/0210248

Table 1. Optical, near-IR, 850 μ m and radio parameters of WN J0305+3525.

Source	R.A. (J2000)	DEC (J2000)	I^a	J^a	K^a	$(I - J)^b$	$(J - K)^b$
1	3:05:47.30	+35:25:11.0	22.88 ± 0.15	22.03 ± 0.20	21.16 ± 0.19	0.9	0.9
2	3:05:47.40	+35:25:15.6	> 23.37	> 23.15	22.18 ± 0.33	\dots	$\gtrsim 1.0$
3	3:05:47.56	+35:25:14.4	23.16 ± 0.19	22.06 ± 0.20	21.30 ± 0.20	1.1	0.8
4	3:05:47.56	+35:25:13.0	> 23.37	> 23.15	21.44 ± 0.24	\dots	$\gtrsim 1.7$
Ensemble ^c			23.41 ± 0.92	21.07 ± 0.18	20.71 ± 0.24	$\gtrsim 2.3$	0.4
850 μ m	3:05:47.38	+35:25:15.0					
4.85 GHz ^d	3:05:47.42	+35:25:13.4					
SW Stellar Object (*)	3:05:47.05	+35:25:11.3	19.61 ± 0.01	18.50 ± 0.04	18.36 ± 0.05	1.1	0.1

^aMagnitudes have been corrected for Galactic reddening using the Cardelli, Clayton & Mathis (1989) extinction curve with $A_V = 0.85$ as determined from the IRAS 100 μ m maps of Schlegel, Finkbeiner & Davis (1998) and were measured in 2'' diameter circular apertures, unless noted otherwise.

^bCalculated using formal 5σ detection limits in the aperture ($I_{\text{lim}} = 23.37$, $J_{\text{lim}} = 23.15$, $K_{\text{lim}} = 22.61$) if fainter than those.

^cMagnitudes have been measured in a 6'' diameter circular aperture centered on object 3 also encompassing objects 2 and 4.

^dPosition from De Breuck et al. (2000a)

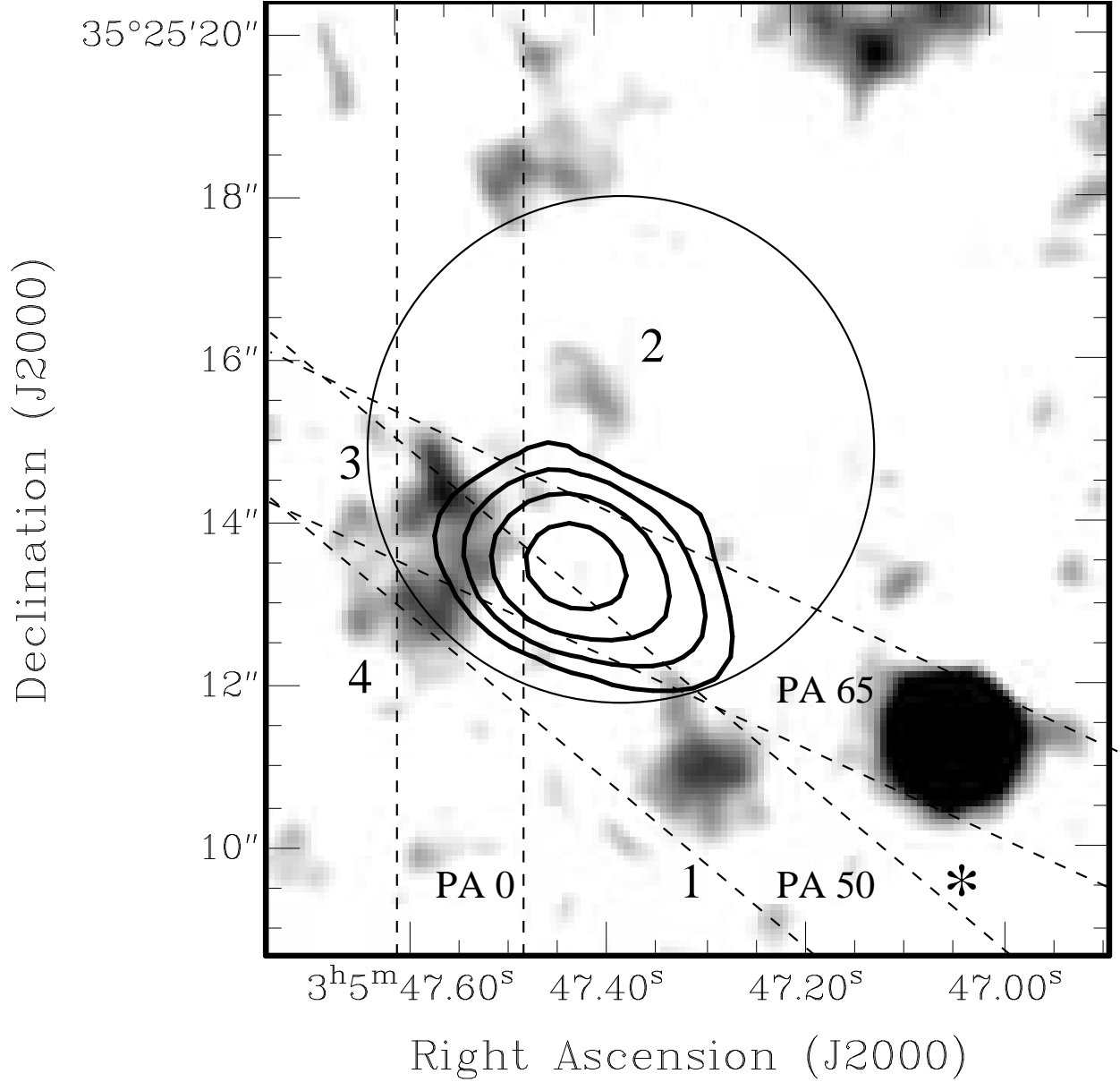


Fig. 1.— Keck/NIRC *K*-band image with 4.85 GHz VLA radio contours (De Breuck et al. 2000a) overlaid of the HzRG candidate WN J0305+3525. The greyscale image has been smoothed to a resolution of $0''.7$ and the contour levels are 0.25, 0.5, 1, and 2 mJy beam^{-1} . Note the multiple components. The bright object to the SW is a spectroscopically confirmed star. The circle with $3''$ radius represents the nominal 3σ astrometric uncertainty for the centroid of the $850 \mu\text{m}$ emission and dashed lines indicate the LRIS slit positions.

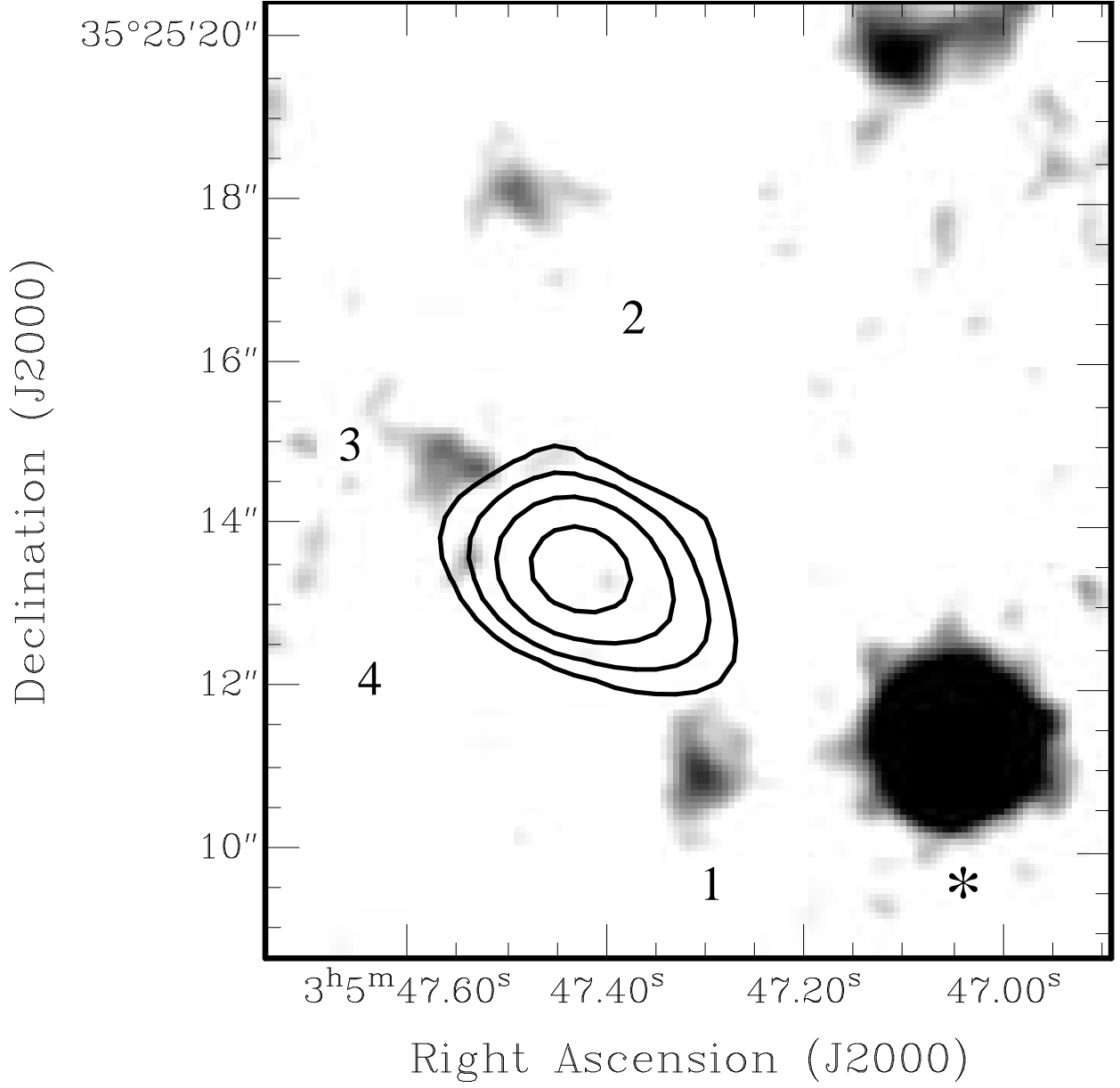


Fig. 2.— Same as Figure 1, but for the greyscale representation of the Keck/NIRC *J*-band image of WN J0305+3525. The image has been smoothed to a resolution of $0''.7$. Objects 2 and 4 which were visible in *K*-band remain undetected. This image is similar to the *I*-band image (not shown).

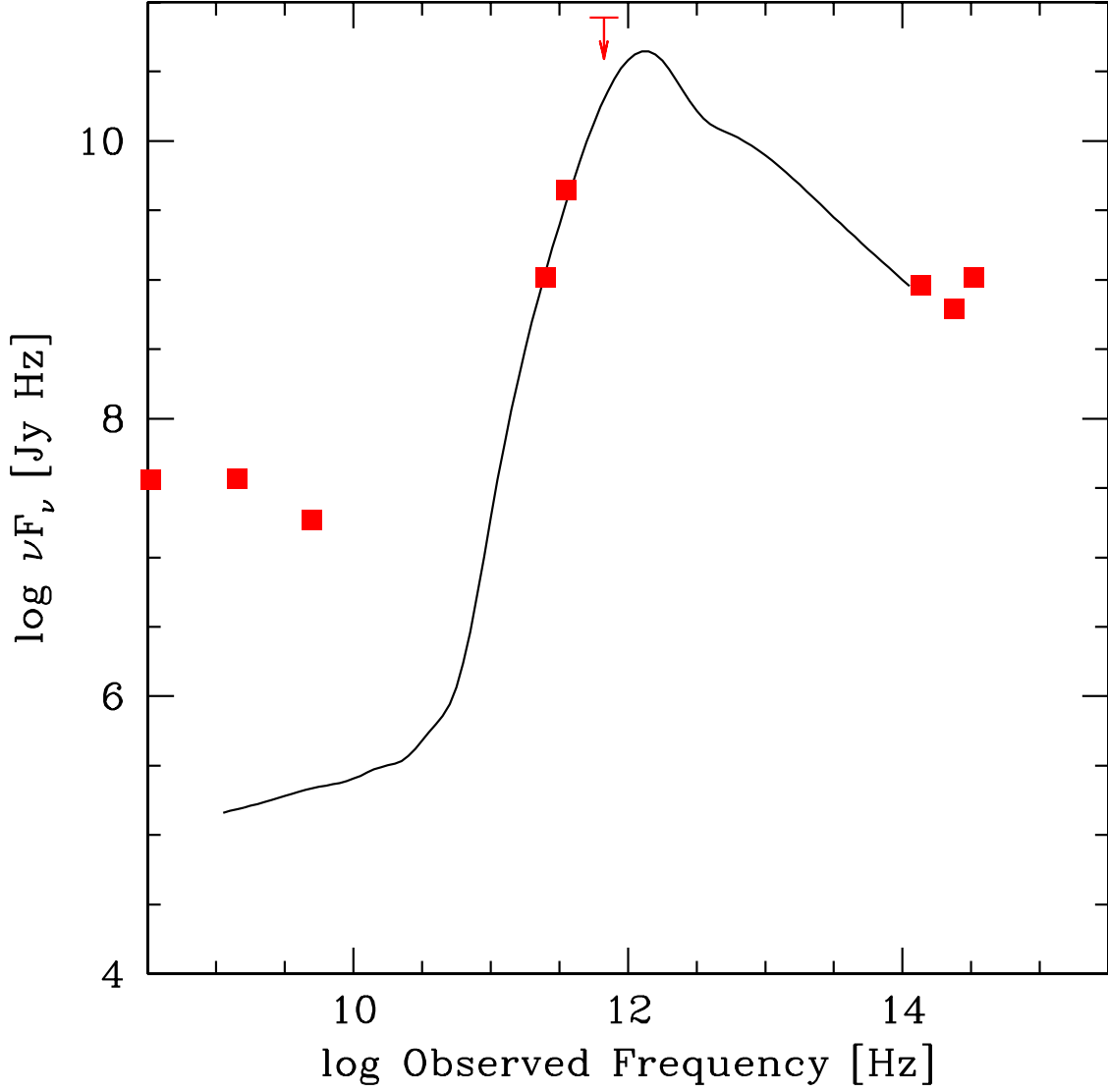


Fig. 3.— Radio to near-IR SED of WN J0305+3525 using data from the VLA (De Breuck et al. 2000a), IRAM, JCMT, and Keck (squares and 5σ upper limit for 450 micron point). Extrapolation of the steep radio spectrum shows that the contribution of the non-thermal radio emission is negligible at sub-mm wavelengths. For comparison we overplot a schematic SED representing local ultraluminous galaxies, shifted to $z = 3$ (Lutz et al. 2001, $H_0 = 75 \text{ km s}^{-1} \text{ Mpc}^{-1}$).