

Measuring the Chaplygin gas equation of state from angular and luminosity distances

J. S. Alcaniz* and J. A. S. Lima†

Departamento de Física, Universidade Federal do Rio Grande do Norte, C.P. 1641, Natal - RN, 59072-970, Brasil

(Dated: May 22, 2019)

An exotic dark component, named generalized Chaplygin gas (Cg) and parametrized by an equation of state $p = -A/\rho_{Cg}^\alpha$ where A and α are arbitrary constants, is one of the possible candidates for dark energy as well as for a unified scenario of dark matter/energy. In this paper we investigate qualitative and quantitative aspects of the angular size - redshift test in cosmological models driven by such a dark component. We investigate the prospects for constraining the Cg equation of state from measurements of the angular size of low and high redshift radio sources and also from a joint analysis involving angular size and supernova data. A detailed discussion about the influence of the Cg on the minimal redshift at which the angular size of an extragalactic source takes its minimal value is also presented.

PACS numbers: 98.80.Es; 95.35.+d; 98.62.Sb

I. INTRODUCTION

The impressive convergence of recent observational facts along with some apparently successful theoretical predictions seem to indicate that the simple picture provided by the standard cold dark matter model (SCDM) is insufficient to describe the present stage of our Universe. From these results, the most plausible picture for our world is a spatially flat scenario dominated basically by cold dark matter and an exotic component endowed with large negative pressure, usually named dark energy. Despite the good observational indications for the existence of these two components, their physical properties constitute a completely open question at present, which gives rise to the so-called dark matter and dark energy problems.

Dark matter, whose the leading particle candidates are the axions and the neutralinos, was originally inferred from galactic rotation curves which show a general behavior that is significantly different from the one predicted by Newtonian mechanics (an alternative explanation for this disagreement has been widely discussed in the literature by introducing a modification in the Newtonian gravity in the limit of small acceleration $g < a_o = 10^{-8}\text{cm/s}^2$ [1]). Dark energy or *quintessence*, whose the leading candidates are a cosmological constant Λ and a relic scalar field ϕ , has been inferred from a combination of astronomical observations which includes distance measurements of type Ia supernovae (SNe Ia) that indicating that the Universe is speeding up not slowing down [2, 3], cosmic microwave background (CMB) data suggesting $\Omega_{total} \simeq 1$ [4] and clustering estimates providing $\Omega_m \simeq 0.3$ [5]. While the combination of these two latter results implies the existence of a smooth component of energy that contributes with $\simeq 2/3$ of the critical density, the SNe Ia results require this component to have a

negative pressure, which leads to a repulsive gravity.

By assuming the existence of these two dominant forms of energy in the Universe, one finds that the main distinction between them is manifested through their gravitational effects. Cold dark matter agglomerates at small scales whereas dark energy seems to be a smooth component. In certain sense, such properties are directly linked to the equation of state of both components. On the other hand, the idea of a unified description for the CDM and dark energy scenarios has received much attention [6, 7, 8, 9]. For example, Wetterich [7] suggested that dark matter might consist of quintessence lumps while Kasuya [8] showed that spintessence-like scenarios are generally unstable to formation of Q balls which behave as pressureless matter. More recently, Padmanabhan and Choudhury [9] investigated such a possibility via a string theory motivated tachyonic field.

Another interesting attempt of unification was suggested by Kamenshchik *et al.* [10] and developed by Bilić *et al.* [11] and Bento *et al.* [12]. It refers to an exotic fluid, the so-called Chaplygin gas (Cg), whose equation of state is given by

$$p_{Cg} = -A/\rho_{Cg}^\alpha, \quad (1)$$

with $\alpha = 1$ and A a positive constant related to the present day Chaplygin adiabatic sound speed, $v_s^2 = \alpha A/\rho_{Cg,o}$, where $\rho_{Cg,o}$ is the current Cg density. In actual fact, the above equation for $\alpha \neq 1$ constitutes a generalization of the original Chaplygin gas equation of state proposed in Ref. [12]. The idea of a dark-matter-energy unification from an equation of state like Eq. (1) comes from the fact that the Cg or the generalized Chaplygin gas (from now on we use Cg to denote the Chaplygin gas as well as the generalized Chaplygin gas) can naturally interpolate between nonrelativistic matter and negative-pressure dark energy regimes [11, 12]. It can be easily seen by inserting the Eq. (1) into the energy conservation law ($u_\mu T^{\mu\nu}_{;\nu} = 0$). One finds,

$$\rho_{Cg} = \rho_{Cg,o} \left[A_s + (1 - A_s) \left(\frac{R_o}{R} \right)^{3(1+\alpha)} \right]^{\frac{1}{1+\alpha}}, \quad (2)$$

*Electronic address: alcaniz@dfte.ufrn.br

†Electronic address: limajas@dfte.ufrn.br

where the subscript o denotes present day quantities, $R(t)$ is the cosmological scale factor, and $A_s = A/\rho_{Cg_o}^{1+\alpha}$ is a quantity related to the present sound speed for the Chaplygin gas ($v_s^2 = \alpha A_s$). As can be seen from the above equations, the Chaplygin gas interpolates between non-relativistic matter [$\rho_{Cg}(R \rightarrow 0) \propto R^{-3}$] and negative-pressure dark component regimes [$\rho_{Cg}(R \rightarrow \infty) \propto \text{const.}$].

Motivated by these potentialities, there has been growing interest in exploring theoretical [13] and observational consequences of the Chaplygin gas, not only as a possibility of unification for dark matter/energy but also as a new candidate for dark energy only. The viability of such scenarios has been tested by a number of cosmological tests, including SNe Ia data [14, 15, 16], lensing statistics [17, 18], CMB measurements [19, 20], age-redshift test [21], measurements of X-ray luminosity of galaxy clusters [22], future lensing and SNe Ia experiments [15, 18, 23], statefinder parameters [23, 24], as well as by observations of large scale structure [25].

Although carefully investigated in many of its theoretical and observational aspects, the influence of a Cg component in some kinematic tests such as the angular size-redshift relation ($\theta - z$) still remains to be studied. This is the goal of this paper. In the next sections we investigate qualitative and quantitative aspects of the angular size-redshift test in cosmological models driven by this dark energy component. We first investigate the influence of the Cg on the minimal redshift at which the angular size of an extragalactic source takes its minimal value. Afterwards, we consider the $\theta(z)$ data recently updated and extended by Gurvits *et al.* [26] to constrain the equation of state of the Cg component as well as a combination between the current $\theta(z)$ and SNe Ia data. To do so, we follow [21] and consider two different cases, namely, a flat scenario in which the generalized Chaplygin gas together with the observed baryonic content are responsible by the dynamics of the present-day Universe [unifying dark matter-energy] (UDME) and a flat scenario driven by non-relativistic matter plus the generalized Chaplygin gas (CgCDM). For UDME scenarios we adopt in our computations $\Omega_b = 0.04$, in accordance with the estimates of the baryon density at nucleosynthesis [28] and the latest measurements of the Hubble parameter [27]. For CgCDM models we assume $\Omega_m = 0.3$, as suggested by dynamical estimates on scales up to about $2h^{-1}$ Mpc [5]. For the sake of completeness an additional analysis for the original Cg model ($\alpha = 1$) is also included.

This paper is organized as follows. In Sec. II we present the basic equations and distance formulas necessary for our analysis. Following the method developed in [29] the influence of a Cg-like component on the minimal redshift z_m is investigated. In Sec. III we analyze the constraints on the equation of state of the Cg component from measurements of the angular size of compact radio sources and SNe Ia data and compare them with other independent limits. We end the paper by summarizing

the main results in the conclusion Section.

II. DISTANCE FORMULAS AND THE MINIMAL REDSHIFT

A. Distance Formulas

Let us now consider the flat FRW line element ($c = 1$)

$$ds^2 = dt^2 - R^2(t)[d\chi^2 + \chi^2(d\theta^2 + \sin^2\theta d\phi^2)], \quad (3)$$

where χ , θ , and ϕ are dimensionless comoving coordinates. In this background, the angular size-redshift relation for a rod of intrinsic length D is easily obtained by integrating the spatial part of the above expression for χ and ϕ fixed, i.e.,

$$\theta(z) = \frac{D}{d_A}. \quad (4)$$

The angular diameter distance d_A is given by

$$d_A = \frac{R_o\chi}{(1+z)} = \frac{H_o^{-1}}{(1+z)} \int_{(1+z)^{-1}}^1 \frac{x^{-2}dx}{E(\Omega_j, A_s, \alpha, x)}, \quad (5)$$

where $x = \frac{R(t)}{R_o} = (1+z)^{-1}$ is a convenient integration variable. For the kind of models here considered, the dimensionless function $E(\Omega_j, A_s, \alpha, x)$ takes the following form

$$E = \left\{ \frac{\Omega_j}{x^3} + (1 - \Omega_j) \left[A_s + \frac{(1 - A_s)}{x^{3(\alpha+1)}} \right]^{\frac{1}{\alpha+1}} \right\}^{1/2}, \quad (6)$$

where Ω_j stands for the baryonic matter density parameter ($j = b$) in UDME scenarios and the baryonic + dark matter density parameter ($j = m$) in CgCDM models. Note that from the above equation UDME models reduce to the Λ CDM case for $\alpha = 0$ whereas CgCDM models get the same limit, regardless of the value of α , when $A_s = 1$. In both cases, the standard Einstein-de Sitter behavior is fully recovered for $A_s = 0$ (see also [30]).

B. Minimal redshift

As widely known, the existence of a minimal redshift z_m on the angular size-redshift relation may qualitatively be understood in terms of an expanding space: the light observed today from a source at high z was emitted when the object was closer (for a pedagogical review on this topic see [31]). The relevant aspect here is how this effect may be quantified in terms of the Chaplygin parameters α and A_s . To analyze the sensitivity of the critical redshift to this dark component, we adopt here the approach originally presented in Ref. [29]. The numerical results of this method have been confirmed by Lewis & Ibata [32] through a Monte Carlo analysis.

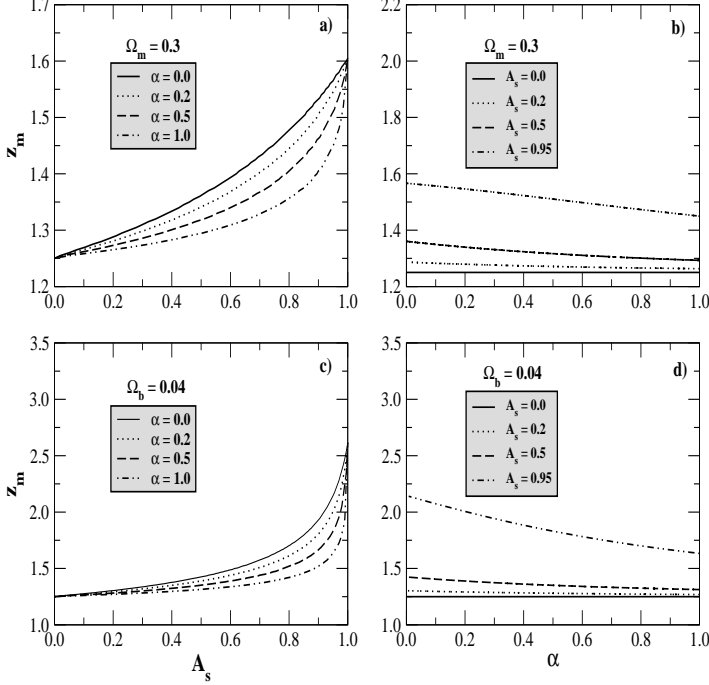


FIG. 1: Critical redshift z_m as a function of the Cg parameters A_s and α for CgCDM (Panels a and b) and UDME (Panels c and d) scenarios. Note that, regardless of the value of α , all models with $A_s = 0$ recover the standard Einstein-de Sitter result, i.e., $z_m = 1.25$.

The redshift z_m at which the angular size takes its minimal value is the one cancelling out the derivative of θ with respect to z . Hence, from Eqs. (4)-(6) we have the following condition

$$\chi_m = (1 + z_m)\chi'|_{z=z_m}, \quad (7)$$

where a prime denotes differentiation with respect to z and by definition $\chi_m = \chi(z_m)$. Note that Eq. (5) can readily be differentiated, yielding

$$(1 + z_m)\chi'|_{z=z_m} = \frac{1}{R_o H_o} \mathcal{F}(\Omega_j, A_s, \alpha, z_m), \quad (8)$$

where

$$\mathcal{F} = \left\{ \frac{\Omega_j}{(1 + z_m)^{-3}} + (1 - \Omega_j) \left[A_s + \frac{(1 - A_s)}{(1 + z_m)^{-3(\alpha+1)}} \right]^{\frac{1}{\alpha+1}} \right\}^{1/2}. \quad (9)$$

Finally, by combining equations (7)-(9), we find

$$\int_{(1+z_m)^{-1}}^1 \frac{dx}{x^2 E(\Omega_j, A_s, \alpha, z_m)} = \mathcal{F}(\Omega_j, A_s, \alpha, z_m). \quad (10)$$

In Fig. 1 we show the results of the above expression. Panels (a) and (c) show the minimal redshift z_m as a function of the parameter A_s for selected values of α in the

context of CgCDM ($\Omega_m = 0.3$) and UDME ($\Omega_b = 0.04$) models, respectively, whereas Panels (b) and (d) display the $\alpha - z_m$ plane for some values of A_s also for CgCDM and UDME scenarios (note that the scale of z_m in each panel is different). The minimal redshift is a much more sensitive function to the parameter A_s than to the index α . As can be seen in the panels [and also expected from Eq. (5)], regardless of the value of α , models with $A_s = 0$ reduce to the Einstein-de Sitter case so that the standard result $z_m = 1.25$ is fully recovered. As physically expected (see, e.g., [29]), the smaller the contribution of the material component (baryonic and/or dark) the higher the minimal redshift z_m . From this qualitative argument UDME models would be in a better agreement with the observational data than CgCDM scenarios once the current data for milliarcsecond radio sources do not show clear evidence for a minimal angular size (θ_{minimal}) close to $z = 1.25$ [26]. For the best fit CgCDM model obtained from an analysis involving galaxy clusters X-ray and supernova data, i.e., $A_s = 0.98$ and $\alpha = 0.93$ we find $z_m \simeq 1.6$, a value that is very similar to the one predicted by the current concordance model, namely, a flat Λ CDM scenario with $\Omega_m = 0.3$ and also by the standard FRW model with $\Omega_m = 0.5$ (see Table I of [29]). It is worth mentioning that if high-redshift sources present cosmological evolution, such an effect would move the position of the θ_{minimal} to extremely high redshift [29].

III. CONSTRAINTS FROM ANGULAR SIZE MEASUREMENTS

In this section we study the constraints from angular size measurements of high- z radio sources on the free parameters of the Cg model. In order to constrain the parameters A_s and α we use the angular size data for milliarcsecond radio sources recently compiled by Gurvits *et al.* [26]. This data set is composed by 145 sources at low and high redshifts ($0.011 \leq z \leq 4.72$) distributed into 12 bins with 12-13 sources per bin. Since the main difference between the analysis performed in this Section and the previous ones that have used these angular size data to constrain cosmological parameters is the background cosmology, we refer the reader to previous works for detailed formulas and calculational methods (see, for instance, [33]).

Following a procedure similar to that described in the quoted reference, we determine the cosmological parameters A_s and α through a χ^2 minimization for a range of A_s and α spanning the interval $[0, 1]$ in steps of 0.02, i.e.,

$$\chi^2(l, \Omega_j, A_s, \alpha) = \sum_{i=1}^{12} \frac{[\theta(z_i, l, \Omega_j, A_s, \alpha) - \theta_{oi}]^2}{\sigma_i^2}, \quad (11)$$

where $\theta(z_i, l, \Omega_j, A_s, \alpha)$ is given by Eqs. (4)-(6) and θ_{oi} is the observed values of the angular size with errors σ_i of the i th bin in the sample. 68% and 95% confidence

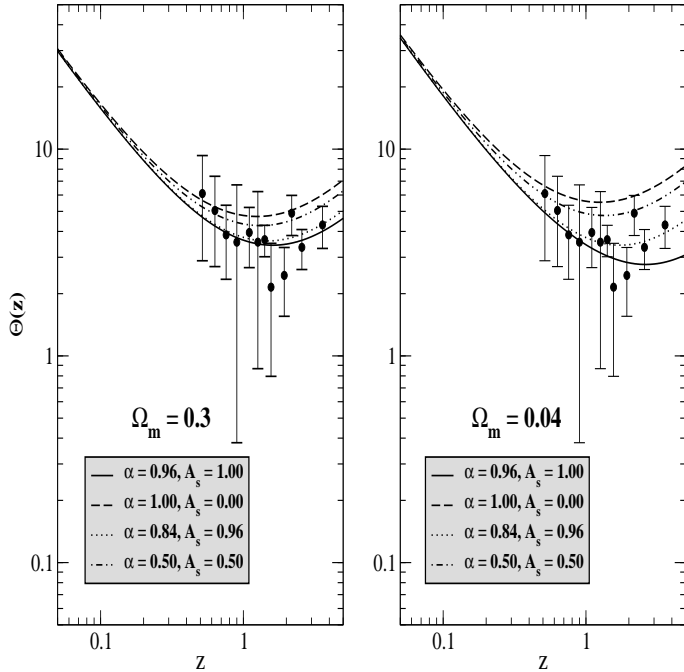


FIG. 2: Angular size versus redshift for some combinations of the parameters A_s and α for CgCDM and UDME models. The characteristic length D has been fixed at $29.58h^{-1}$ pc (Panel a) and at $24.10h^{-1}$ pc (Panel b), which corresponds to the best fit values obtained from a minimization of Eq. (11) relative to the parameters A_s , α and D .

regions are defined by the conventional two-parameters χ^2 levels 2.30 and 6.17, respectively.

Figures 2a and 2b show the binned data of the median angular size plotted as a function of redshift for selected values of A_s and α for UDME and CgCDM models, respectively. For comparison the current “concordance” scenario, i.e., the flat Λ CDM model with $\Omega_m = 0.3$ is also shown (thick line). In Figs. 3a and 3b, we show the 68% and 95% confidence contours computed by fixing the characteristic length D at its best fit value from a minimization of Eq. (11) relative to the parameters A_s , α and D . From this analysis we obtain the following best fit values: $A_s = 0.96$, $\alpha = 0.84$ and $D = 24.1h^{-1}$ pc ($\chi^2_{min} = 4.44$) for UDME scenarios and $A_s = 1.0$, $\alpha = 0.96$ and $D = 29.58h^{-1}$ pc ($\chi^2_{min} = 4.57$) for CgCDM models. Both cases represent accelerating universes with deceleration parameter and the total age of the Universe given by $q_0 = -0.88$ and $t_o \simeq 11h^{-1}$ Gyr (UDME) and $q_0 = -0.55$ and $t_o \simeq 9.4h^{-1}$ Gyr (CgCDM). Note that, as happens in the calculation of the minimal redshift z_m as well as in other cosmological tests (see, for example, [21, 22]), the current angular size data constrain more strongly the parameter A_s than the index α . From Fig. 3 it is perceptible that while the parameter A_s is constrained to be > 0.68 (UDME) and

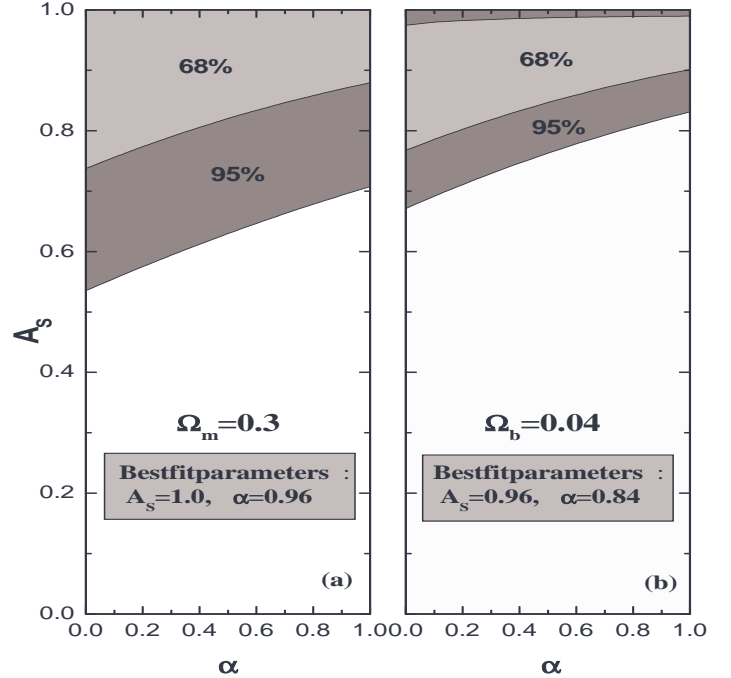


FIG. 3: Confidence regions in the $\alpha - A_s$ plane according to the updated sample of angular size data of Gurvits *et al.* [26] for CgCDM (Panel a) and UDME (Panel b) models. From this figure we see that while the entire interval of α is allowed the parameter A_s is constrained to be > 0.54 (CgCDM) and > 0.68 (UDME) at 95% confidence level.

> 0.54 (CgCDM) at 2σ the entire interval of α is allowed.

A. $\theta(z)$ + SNe Ia

By combining the angular and luminosity distances, interesting constraints on the Cg parameters are obtained. To perform such analysis, we follow the conventional magnitude-redshift test (see, for example, [34]) and use the SNe Ia data set that corresponds to the primary fit C of Perlmutter *et al.* [2] together with the highest supernova observed so far, i.e., the 1997ff at $z = 1.755$ and effective magnitude $m^{eff} = 26.02 \pm 0.34$ [35] and two newly discovered SNe Ia, namely, SN 2002dc at $z = 0.475$ and $m^{eff} = 22.73 \pm 0.23$ and SN 2002dd at $z = 0.95$ and $m^{eff} = 24.68 \pm 0.2$ [36]. In this analysis, both the characteristic angular size D and the zero point magnitude \mathcal{M} are considered “nuisance” parameters so that we marginalize over them. Figures (4a)-(4c) show the results of our analysis. In Panels 4a and 4b we display contours of the combined likelihood analysis for the parametric space $\alpha - A_s$ in the context of UDME and CgCDM scenarios, respectively. For UDME models we see that the available parameter space is considerably modified

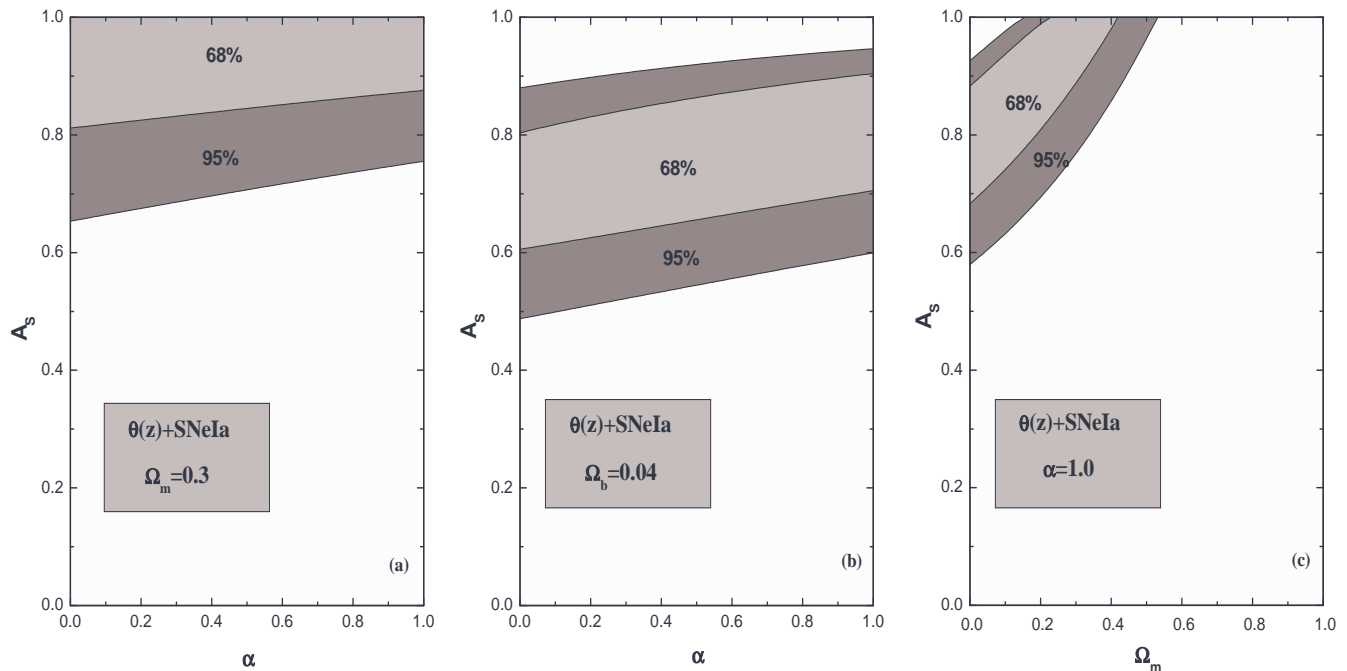


FIG. 4: **a)** 68% and 95% confidence levels in the plane $\alpha - A_s$ for CgCDM models corresponding to the joint $\theta(z) + \text{SNe}$ analysis as described in the text. As in Fig. 3, the entire interval of α is allowed. The parameter A_s is constrained to be > 0.65 at 95% c.l. **b)** The same as in Panel a for UDME scenarios. For this case we find $0.65 < A_s < 0.88$ (95% c.l.). **c)** The $\Omega_m - A_s$ plane for the joint $\theta(z) + \text{SNe}$ analysis having $\alpha = 1$ (original version of Cg). Here the best fit values are located at $A_s = 0.8$ and $\Omega_m = 0.0$.

when compared with Fig. 3b, with the best-fit value for A_s provided by the $\theta(z)$ analysis, i.e., $A_s = 0.96$ being off by $\sim 2\sigma$ relative to the joint analysis. This analysis also yields $0.65 < A_s < 0.88$ (95% c.l.) for UDME models and $A_s > 0.65$ (95% c.l.) for CgCDM scenarios. These particular limits on A_s are in good agreement with the ones obtained from lensing statistics ($A_s \geq 0.72$ [17]), SNe Ia data ($A_s = 0.87^{+0.13}_{-0.18}$ [14]) as well as from the location of the acoustic peaks of CMB as given by BOOMERANG and ARQUEOPS ($0.57 \leq A_s \leq 0.91$ for $\alpha \leq 1$ [19]). Other interesting limits from this analysis are also obtained on the original version of Cg, i.e., by fixing $\alpha = 1$. In this case, the plane $\Omega_m - A_s$ (Fig. 4c) is reasonably constrained with the best fit values located at $A_s = 0.8$ and $\Omega_m = 0.0$ with $\chi^2_{\min}/\nu \simeq 1.06$. This particular value of the matter density parameter agrees with the one found by Fabris *et al.* [14] by using the SNe Ia data from High- z Supernova Project. In this Ref., the authors interpret such a result as a possible backup to the idea of dark matter-energy unification (UDME models). However, in the light of recent CMB data, unification from the original Cg ($\alpha = 1$) seems to be quite unrealistic once the location of the acoustic peaks as given by WMAP and BOOMERANG seems to be incompatible with the predictions of this particular scenario (see, for example, [19, 20]). In Table I we present the best fit values for the Cg parameters obtained from the two analyses

performed in this paper.

TABLE I: Best fit values for Cg parameters

Test	UDME		CgCDM	
$\theta(z)$	$A_s = 0.96$	$\alpha = 0.84$	$A_s = 1.00$	$\alpha = 0.96$
$\theta(z) + \text{SNe}....$	$A_s = 0.82$	$\alpha = 1.00$	$A_s = 0.98$	$\alpha = 1.00$

IV. CONCLUSION

Based on a large body of observational evidence, a consensus is beginning to emerge that we live in a flat, accelerated universe composed of $\sim 1/3$ of matter (barionic + dark) and $\sim 2/3$ of a negative-pressure dark component. However, since the nature of these dark components (matter and energy) is not well understood, an important task nowadays in cosmology is to investigate the existing possibilities in the light of the current observational data. In this paper we have focused our attention on some observational aspects of cosmologies driven by an exotic dark energy component named generalized Chaplygin gas. These models also constitute an interesting possibility of unification for dark matter/energy (where these two dark components are seen as different

manifestations of a single fluid). Initially, We have investigated the influence of the Cg on the minimal redshift (z_m) at which the angular sizes of extragalactic sources takes their minimal values. From this analysis it was showed that the location of the minimal redshift is a much more sensitive function to the parameter A_s than to the index α . By using a large sample of milliarcsecond radio sources recently updated and extended by Gurvits *et al.* [26] we obtained, as the best fit for these data, $A_s = 0.96$, $\alpha = 0.84$ and $D = 24.1h^{-1}$ pc for UDME scenarios and $A_s = 1.0$, $\alpha = 0.96$ and $D = 29.58h^{-1}$ pc for CgCDM models. When combined with SNe Ia data, the same $\theta(z)$ data provide $A_s = 0.82$ and $\alpha = 1.0$ (UDME) and $A_s = 0.98$ and $\alpha = 1.0$ (CgCDM). Both

scenarios correspond to accelerating universes with deceleration parameter $q_o \simeq -0.68$ (UDME) and $q_o \simeq -0.53$ (CgCDM) and total expanding age of the order of $8.8h^{-1}$ Gyr.

Acknowledgments

The authors are very grateful to L. I. Gurvits for sending his compilation of the data. This work is supported by the Conselho Nacional de Desenvolvimento Científico e Tecnológico (CNPq - Brasil) and CNPq (62.0053/01-1-PADCT III/Milenio).

-
- [1] M. Milgrom, *Astrophys. J.*, **270**, 365 (1983)
 - [2] S. Perlmutter *et al.*, *Astrophys. J.* **517**, 565 (1999)
 - [3] A. Riess *et al.*, *Astron. J.* **116**, 1009 (1998)
 - [4] P. de Bernardis *et al.*, *Nature*, **404**, 955 (2000); D. N. Spergel *et al.*, *astro-ph/0302209*
 - [5] R. G. Calberg *et al.*, *Astrophys. J.* **462**, 32 (1996); A. Dekel, D. Burstein and S. White, In *Critical Dialogues in Cosmology*, edited by N. Turok, World Scientific, Singapore (1997)
 - [6] T. Matos and L. A. Ureña-Lopez, *Class. Quantum Grav.* **17**, L75 (2000); *Phys. Rev. D* **63**, 063506 (2001); A. Davidson, D. Karasik and Y. Lederer, *gr-qc/0111107*
 - [7] C. Wetterich, *Phys. Rev. D* **65**, 123512 (2002)
 - [8] S. Kasuya, *Phys. Lett. B* **515**, 121 (2001)
 - [9] T. Padmanabhan and T. R. Choudhury, *Phys. Rev. D* **66**, 081301 (2002). *hep-th/0205055*
 - [10] A. Kamenshchik, U. Moschella and V. Pasquier, *Phys. Lett. B* **511**, 265 (2001)
 - [11] N. Bilić, G. B. Tupper and R. D. Viollier, *Phys. Lett. B* **535**, 17 (2002)
 - [12] M. C. Bento, O. Bertolami and A. A. Sen, *Phys. Rev. D* **66**, 043507 (2002)
 - [13] M. Bordemann and J. Hoppe, *Phys. Lett. B* **317**, 315 (1993); J. Hoppe, *hep-th/9311059*; R. Jackiw, "(A Particle Field Theorist's) Lecture on (Supersymmetric Non-Abelian) Fluid Mechanics (and d -branes)", *physics/0010042*; P. F. Gonzalez-Diaz, *Phys. Rev. D* **68**, 021303 (2003); *Phys. Lett. B* **562**, 1 (2003); G. M. Kremer, *Gen. Rel. Grav.*, **35**, 1459 (2003); I. M. Khalatnikov, *Phys. Lett. B* **563**, 123 (2003)
 - [14] J. C. Fabris, S. V. B. Gonçalves and P. E. de Souza, *astro-ph/0207430*; R. Colistete Jr., J. C. Fabris, S. V. B. Gonçalves, P. E. de Souza, *astro-ph/0303338*
 - [15] P. P. Avelino, L. M. G. Beca, J. P. M. de Carvalho, C. J. A. P. Martins and P. Pinto, *Phys. Rev. D* **67**, 023511 (2003)
 - [16] M. Makler, S. Q. de Oliveira and I. Waga, *Phys. Lett. B* **555**, 1 (2003)
 - [17] A. Dev, J. S. Alcaniz and D. Jain, *Phys. Rev. D* **67**, 023515 (2003). *astro-ph/0209379*
 - [18] P. T. Silva and O. Bertolami, *astro-ph/0303353*
 - [19] M. C. Bento, O. Bertolami and A. A. Sen, *Phys. Rev. D* **67**, 063003 (2003); M. C. Bento, O. Bertolami and A. A. Sen, *astro-ph/0303538*; *gr-qc/0305086*
 - [20] D. Carturan and F. Finelli, *astro-ph/0211626*; L. Amendola, F. Finelli, C. Burigana and D. Carturan, *JCAP*, **0307**, 5 (2003)
 - [21] J. S. Alcaniz, D. Jain and A. Dev, *Phys. Rev. D* **67**, 043514 (2003). *astro-ph/0210476*
 - [22] J. V. Cunha, J. A. S. Lima and J. S. Alcaniz, *astro-ph/0306319*
 - [23] V. Sahni, T. D. Saini, A. A. Starobinsky and U. Alam, *JETP Lett.* **77**, 201, (2003)
 - [24] V. Gorini, A. Kamenshchik and U. Moschella, *Phys. Rev. D* **67**, 063509 (2003). *astro-ph/0209395*
 - [25] R. Bean, and O. Dore, *Phys. Rev. D* **68**, 023515 (2003); T. Multamaki, M. Manera and E. Gaztanaga, *astro-ph/0307533*; N. Bilic, R. J. Lindebaum, G. B. Tupper and R. D. Viollier, *astro-ph/0307214*
 - [26] L. I. Gurvits, K. I. Kellermann and S. Frey, *Astron. Astroph.* **342**, 378 (1999)
 - [27] W. L. Freedman *et al.*, *Astrophys. J.* **553**, 47 (2001)
 - [28] S. Burles, K. M. Nollett and M. S. Turner, *Astrophys. J.* **552**, L1 (2001)
 - [29] J. A. S. Lima and J. S. Alcaniz, *Astron. Astroph.* **357**, 393 (2000); *Gen. Rel. Grav.* **32**, 1851 (2000)
 - [30] J. C. Fabris, S. V. B. Gonçalves, R. de Sá Ribeiro, *astro-ph/0307028*; P. P. Avelino, L. M. G. Beca, J. P. M. de Carvalho, C. J. A. P. Martins, *astro-ph/0307427*
 - [31] A. I. Janis, *Amer. Journ. Phys.*, **54** 1008 (1986)
 - [32] G. F. Lewis and R. A. Ibata, *MNRAS*, **337**, 26 (2002)
 - [33] J. C. Jackson and M. Dodgson, *MNRAS*, **278**, 603; *MNRAS* **285**, 806, (1997); R. G. Vishwakarma, *Class. Quant. Grav.* **18**, 1159 (2001); J. A. S. Lima and J. S. Alcaniz, *Astrophys. J.* **566**, 15 (2002). *astro-ph/0109047*; J. S. Alcaniz, *Phys. Rev. D* **65**, 123514 (2002). *astro-ph/0202492*; Z. Zhu and M. Fujimoto, *Astrophys. J.* **581**, 1 (2002); D. Jain, A. Dev, J. S. Alcaniz, *Class. Quant. Grav.* (in press) *astro-ph/0302025*; G. Chen and B. Ratra, *Astrophys. J.*, **582**, 586 (2003)
 - [34] M. Goliath, R. Amanullah, P. Astier, A. Goobar and R. Pain, *Astron. Astroph.*, **380**, 6 (2001); D. A. Dicus and W. W. Repko, *Phys. Rev. D* **67**, 083520 (2003)
 - [35] N. Benitez, A. G. Riess, P. E. Nugent, M. Dickinson, R. Chornock and A. V. Filippenko, *Astrophys. J.* **577**, L1 (2002)
 - [36] J. P. Blakeslee *et al.*, *Astrophys. J.*, **589**, 693, (2003).