

AA Dor — An Eclipsing sdOB – Brown Dwarf Binary

Thomas Rauch (thomas.rauch@sternwarte.uni-erlangen.de)

Dr.-Remeis-Sternwarte, Sternwartstraße 7, D-96049 Bamberg, Germany

Institut für Astronomie und Astrophysik, Sand 1, D-72076 Tübingen, Germany

Abstract. AA Dor is an eclipsing, close, post common-envelope binary (PCEB) consisting of a sdOB primary star and an unseen secondary with an extraordinary small mass ($M_2 \approx 0.066 M_\odot$) – formally a brown dwarf. The brown dwarf may have been a former planet which survived a common envelope (CE) phase and has even gained mass.

A recent determination of the components’ masses from results of NLTE spectral analysis and subsequent comparison to evolutionary tracks shows a discrepancy to masses derived from radial-velocity and the eclipse curves. Phase-resolved high-resolution and high-SN spectroscopy was carried out in order to investigate on this problem.

We present results of a NLTE spectral analysis of the primary, an analysis of its orbital parameters, and discuss possible evolutionary scenarios.

Keywords: stars: binaries: eclipsing - stars: common envelope - stars: evolution - stars: individual: AA Dor - stars: low-mass, brown dwarfs

1. Introduction

AA Dor (LB 3459, $\alpha_{2000} = 05^{\text{h}}31^{\text{m}}40.349^{\text{s}}$, $\delta_{2000} = -69^\circ53'02.18''$) is an eclipsing, single-lined binary system (Kilkenny et al. 1978). It is a relatively bright ($m_V = 11.138$), extremely blue foreground object ($d \approx 400$ pc, Rauch 2000) of the Large Magellanic Cloud (Feast et al. 1960). Kilkenny et al. (1979) measured a period of $P = 0.2615$ d and found an inclination of $i = 90.00^\circ \pm 0.02^\circ$. The duration of the primary eclipse is ≈ 22 min with $\Delta m_V \approx 0.4$ mag. There is a reflection effect (cf. Hilditch et al. 1996) with $\Delta m_V \approx -0.05$ mag and a secondary eclipse with $\Delta m_V \approx 0.06$ mag.

Photometric investigations and light-curve analyses (Kilkenny et al. 1978, 1979, 1981) as well as evolutionary models (Paczynski 1980) have shown that AA Dor consists of a sdOB primary star and an unseen, nearly degenerate, hydrogen-rich dwarf star ($M_2 \approx 0.054 M_\odot$) of low temperature ($T_{\text{eff}} \approx 3$ kK). One hemisphere of the secondary is heated by the primary (up to 15 - 20 kK) and responsible for the reflection effect.

Regarding the evolutionary times of both components of AA Dor, Paczynski (1980) considered the primary to have only a hydrogen-



© 2018 Kluwer Academic Publishers. Printed in the Netherlands.

burning shell and $M_1 \approx 0.36 M_\odot$ to be more likely than to have double-shell burning and $M_1 \approx 0.54 M_\odot$.

2. Spectral Analyses of the Primary

In order to derive further constraints for the system, Kudritzki et al. (1982) presented the first spectral analysis of the primary by means of NLTE model atmosphere techniques, based on UV and optical spectra. From their results (Tables I, II), they concluded that the primary appears to be a sdOB star with a hydrogen-burning shell and a degenerate helium core, whose surface composition is dominated by diffusion (which is responsible for the low helium abundance). The secondary is close to a degenerate configuration of solar composition.

Table I. Photospheric parameters of the primary of AA Dor.

authors	T_{eff} / kK	$\log g$ (cgs)	He/H (by number)
Kudritzki et al. 1982	40^{+3}_{-2}	5.30 ± 0.3	$0.003^{+0.002}_{-0.001}$
Rauch 2000	42 ± 1	5.21 ± 0.1	$0.0008 \pm 0.1 \text{ dex}$

Rauch (1987) used AA Dor as an example to check implications of more detailed model atoms and numerical approximations in the NLTE code of Werner (1986). In comparison to Kudritzki et al. (1982), the line-profile fits to the hydrogen Balmer lines were significantly improved due to the consideration of Stark line broadening for the bound-bound transitions of H in the calculation of the statistical equilibrium in more detail. However, for an unknown reason at that time, these fits were still not perfect. The reason for this became clear when Werner (1996) found that the neglect of metal opacities in the atmosphere calculation results in the so-called Balmer-line problem (Napiwotzki & Rauch 1994).

To make progress, Rauch (2000) presented then a detailed spectral analysis based on NLTE model atmospheres which consider opacities of H, He, C, N, O, Mg, Si, Fe, and Ni with 326 individual atomic levels treated in NLTE, and 952 individual line transitions. About six million Fe and Ni lines are included in the calculations using a statistical approach (Deetjen et al. 1999). Based on high-resolution optical and ultraviolet spectra, the simultaneous evaluation of the ionization equilibria of He I/He II, C III/C IV, N III/N IV/N V, and O IV/O V yields $T_{\text{eff}} = 42 \pm 1 \text{ kK}$. Since the ionization balances are very sensitive indicators for T_{eff} , the error range is small. The results of this analysis are summarized in Table I and Figures 1, 2.

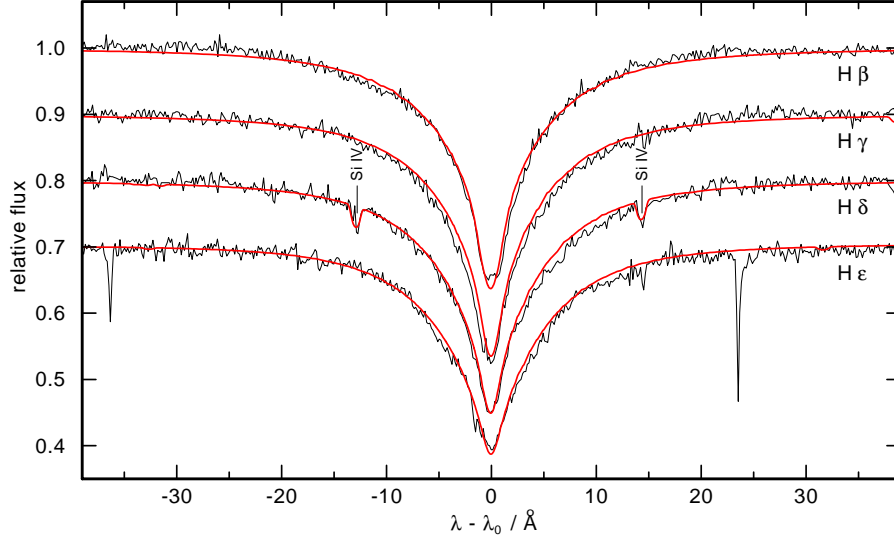


Figure 1. Theoretical line profiles of H β – H ϵ calculated from the final H+He+C+N+O+Mg+Si+Fe+Ni model with $T_{\text{eff}} = 42$ kK, $\log g = 5.21$, and He/H = 0.0008 (by number) of Rauch (2000) compared with an ESO CASPEC spectrum of AA Dor. (Other element abundances see Figure 2.) Note the signature of the reflection from the secondary which is visible by the filled-in line core of H β .

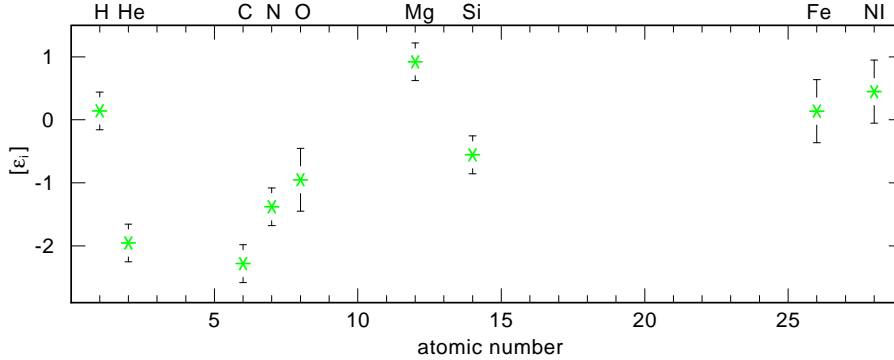


Figure 2. Photospheric abundances of the primary of AA Dor. $[\epsilon_i]$ denotes $\log(\epsilon_i/\epsilon_\odot)$, with ϵ_i normalized to $\log \sum_i \mu_i \epsilon_i = 12.15$ (cf. Holweger 1979). Diffusion seems to be efficient and causes e.g. the strong depletion of helium.

3. Spectral analysis vs. light-curve analysis

Although Rauch (2000) used advanced model atmospheres for the spectral analysis of the primary, a “ g problem” appeared — there is no realistic agreement in the mass-radius relation between his results and the solution of a mass function $f(m)$ and light-curve analysis (Figure 3)

Table II. Masses and radii of the components of AA Dor. Masses are given in M_\odot , radii in R_\odot . Results from spectral analyses: K1982 = Kudritzki et al. 1982, R2000 = Rauch 2000, from light-curve and radial-velocity curve analyses: P1980 = Paczynski 1980, H1996 = Hilditch et al. 1996 (on the assumption $M_1 = 0.5M_\odot$), K2000 = Kilkenney et al. 2000 (on the assumption $M_1 = 0.3M_\odot$), H2003 = Hilditch et al. 2003.

authors	primary		secondary	
	M_1	R_1	M_2	R_2
P1980	0.36	0.18	0.054	0.10
K1982	0.3	0.18	0.04	0.09
H1996	0.5		0.086	
K2000	0.3		0.04	
R2000	0.324 – 0.336	0.209 – 0.267	0.065 – 0.067	0.085 – 0.109
H2003	0.33 – 0.47	0.179 – 0.200	0.064 – 0.082	0.097 – 0.108

— an intersection is found only at $M_1 < 0.2 M_\odot$ (within error limits) which seems to be too low for a sdOB star.

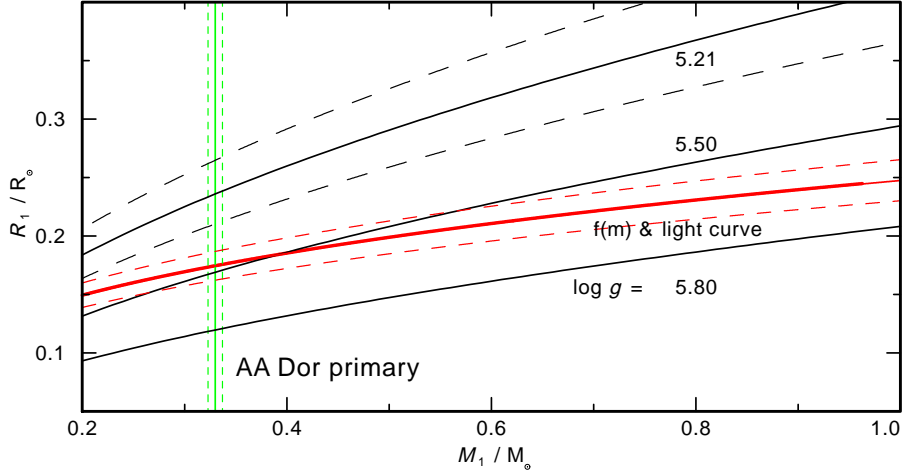


Figure 3. Mass-radius relation for the primary of AA Dor. Obviously, the solution from $f(m)$ and light curve does not intersect with the result ($\log g = 5.21$) of Rauch (2000) and the mass value ($M_1 \approx 0.330 M_\odot$) determined from comparison to evolutionary models. The dashed lines indicate the error ranges.

The reason for this disagreement is unclear. Possible reasons may be too optimistic error ranges in Rauch (2000) or in the analysis of light curve and radial-velocity curve, or that the theoretical evolutionary

models of Driebe et al. (1998) are not appropriate in the case of AA Dor since these are post-RGB models for non-CE stars.

The spectral analysis of Rauch (2000) was hampered by the long exposure times (1 - 3h) of the available optical and ultraviolet spectra because smearing due to orbital motion could not be separated properly from the rotational broadening. Thus, Rauch & Werner (2003) performed phase-dependent spectroscopy at ESO’s Very Large Telescope and UVES (UV-Visual Echelle Spectrograph) attached. One complete period of AA Dor was covered by 180 sec exposures in order to minimize the smearing effects and to measure the radial-velocity curve (Figure 4). We employed TRIPP (Schuh et al. 2003), an IDL based aperture-photometry package for the reduction of CCD time series, to derive the radial-velocity amplitude A_1 of the primary and the orbital period. $A_1 = 39.19 \pm 0.05$ km/sec could be determined precisely. Although additional radial-velocity measurements of Hilditch et al. (1996) from January 1994 have been included in the analysis by TRIPP (together covering 9695 periods), the precision of the period determination of ($P = 22600.702$ sec) can, of course, not compete with results of Kilkenney et al. (2000, $P = 22597.03189$ sec). Depending on the data distribution, i.e. many data points in 2001 and the large gap towards the few 1994 data, it appears that the result of TRIPP simply “misses” one period. It is worthwhile to note, that Kilkenney et al. (2000) evaluated more than 30 000 eclipses in 26 years and were even able to set an upper limit of $dP/dn < 10^{-13}$ d/orbit to the period change.

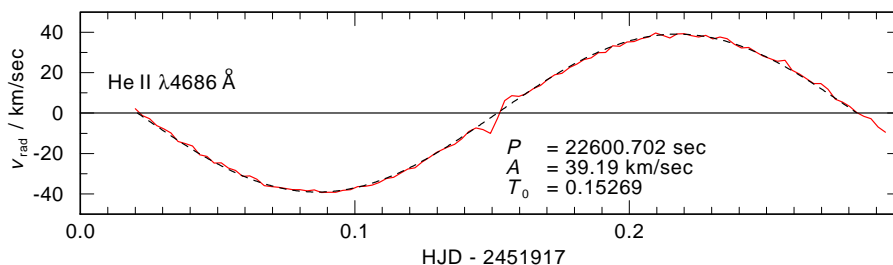


Figure 4. Radial-velocity curve of AA Dor. As an example, He II $\lambda 4686 \text{ \AA}$ is shown here. Note the velocity jumps close to T_0 which are the result of the transit of the cool companion (Rossiter Effect, Rossiter 1924). The dashed line is a sine curve matching best the observation with parameters derived by TRIPP (Schuh et al. 2003).

From detailed line profile fits of He II $\lambda 4686 \text{ \AA}$, Rauch & Werner (2003) determined the rotational velocity $v_{\text{rot}} = 47 \pm 5$ km/sec of the primary. At <http://astro.uni-tuebingen.de/~rauch/aador.html>, an illustrative animation of the orbital motion and the phase-dependent spectral variation is available. Since the circularization und synchronization times for AA Dor are only of the order of hundreds of years

and the CE was lost some $5 \cdot 10^5$ years ago (Section 4), we can calculate $R_1 = 0.217 - 0.269 R_\odot$ for bound rotation which is in agreement with the results of Rauch (2000, Table II). Unfortunately, the main aim of this investigation was not reached. Due to the relatively poor quality of the UVES spectra and problems in the data reduction of the échelle spectra, it was not possible to improve the determination of g .

Recently, Hilditch et al. (2003) presented new photometry data and an improved photometric model of AA Dor which verified earlier results within smaller error ranges.

To summarize, the precise g determination is still a crucial point for the understanding of the evolution of AA Dor.

4. Evolutionary status of AA Dor

Based on measurements of the light curve and the radial-velocity curve, Paczynski (1980) presented an early model with a primary of about $0.36 M_\odot$, $T_{\text{eff}} = 64 \text{ kK}$, with a hydrogen-burning shell and a degenerate helium core. The secondary of about $0.054 M_\odot$ is nearly degenerate, and probably hydrogen rich. AA Dor had an initial period of $P \approx 3$ months and a separation of $a > 100 R_\odot$. It experienced a CE phase, during which the separation was reduced to $a \approx 1.3 R_\odot$. About $5 \cdot 10^5$ years ago, the CE was lost. Since then, the primary is burning hydrogen and has shrunk from Roche lobe (RL) filling dimensions to its present size, while the secondary is contracting on a gravitational contraction time scale. In less than 10^6 years, nuclear burning will cease, and both components will cool off. In about $5 \cdot 10^{10}$ years, P will decrease to about 38 minutes before the secondary fills its RL then and mass transfer onto the primary will result in a short-period cataclysmic variable.

Hilditch et al. (1996) assumed $M_1 = 0.5 M_\odot$ and calculated $M_2 = 0.086 M_\odot$. The secondary has then $T_{\text{eff}} \approx 2 \text{ kK}$ and $\log g = 5.32$ in excellent agreement with the lowest mass ZAMS models of Dorman et al. (1989). The primary had an initial mass of $4 M_\odot$ and has undergone “late case B mass transfer” (Iben & Livio 1993). The lower spectroscopic mass of $M_1 = 0.330 M_\odot$ (Rauch 2000, Table II) suggests that AA Dor is a “low mass case B” (RL filled just before He ignition) system (Iben & Livio 1993).

With its extraordinary low mass of $M_2 = 0.066 M_\odot \approx 70 M_4$ (Rauch 2000), the secondary lies formally within the brown-dwarf mass range ($0.013 - 0.08 M_\odot$) and is burning deuterium in its core but it is even possible that this is a former planet ($M_2 < 0.05 M_\odot$) which has survived the CE phase ($M_2 > M_{\text{crit}} \approx 0.02 M_\odot$) and has gained mass via RL overflow (RLOF). An alternate scenario is that a planet over the same

critical mass limit gains mass directly from the wind and the envelope of the primary (Livio & Soker 1984).

However, due to the low mass of the system, all these scenarios have a severe problem – loss of orbital energy and angular momentum, i.e. when the secondary once started to spiral-in during the CE phase, there might be no way to avoid its collision with the core of the primary. In other words, since the initial mass of the primary was $> 1 M_{\odot}$ (just to arrive at its present evolutionary phase), then an envelope of more than $0.7 M_{\odot}$ has to be entirely ejected by the secondary of only $M_2 = 0.066 M_{\odot}$ which appears impossible (Eggleton & Kiseleva-Eggleton 2002).

Recently, Eggleton & Kiseleva-Eggleton (2002) proposed a scenario which appears not generally to end up with a merger described above. In a first stage, a “case AM” (M: mass-loss dominated) mass transfer takes place. The primary may either loose 75% of its mass without ever filling its RL while evolving to a red subgiant and then to a hot subdwarf or two minor episodes of RLOF occur with a substantial detached phase. Later, “case AL” (L: late overtaking) mass transfer follows, where the secondary fills its RL, and initiates reverse mass transfer. In the following CE phase, there will be a spiral-in which, depending on the remaining envelope mass, ends with a merger or a detached close binary. In the case of AA Dor, the binary would start with $M_1 \approx 1.0 M_{\odot}$, $M_2 \approx 0.05 M_{\odot}$, and $P \approx 20$ d. The secondary spins up the primary on its way up the giant branch and thus, there will be a substantial mass loss combined with minimum angular-momentum loss. RLOF starts when the system arrives at $M_1 \approx 0.3 M_{\odot}$, $M_2 \approx 0.05 M_{\odot}$, and $P \approx 60$ d. Since the envelope mass is now $\lesssim 0.05 M_{\odot}$, it may be expelled by the secondary without spiraling in to the core of the primary.

5. Conclusions

The evolutionary scenario of the PCEB AA Dor is still unclear, although Eggleton & Kiseleva-Eggleton (2002) have little doubt to be able to adjust their model (see Section 4) to obtain good agreement with AA Dor. However, little is known about the secondary. Thus, it would be a valuable approach to hunt for weak spectral signatures of the secondary (cf. Rucinski 2002) in high-resolution and high-SN spectra or to try to measure its radial-velocity curve using the reflected light.

A disagreement remains between the results of spectral analysis and light curve and radial-velocity curve analysis (see Section 3). The validity of the latter has been verified recently by Hilditch et al. (2003)

and thus, it appears likely that the spectral analysis yields — by an unknown reason so far — a too-low value of g . Since the decrement of the hydrogen Balmer series is very sensitive to variation of g (e.g. Rauch et al. 1998), the analysis of medium-resolution and very high-SN optical spectra, covering the wavelength range down to the Balmer edge, would be a suitable way to attack this problem.

Acknowledgements

This research was supported by the DLR under grants 50 OR 9705 5 and 50 OR 0201. I like to thank Tony Lynas-Gray who sent me a preprint of the Hilditch et al. (2003) paper just in time before this conference.

References

- Deetjen, J.L., Dreizler, S., Rauch, T., and Werner K. 1999, in: White Dwarfs, eds. J.-E. Solheim & E.G. Meiřtas, The ASP Conference Series Vol. 169 (San Francisco: ASP), p. 475
- Dorman, B., Nelson, L.A., and Chau, W.Y. 1989, ApJ, 342, 1003
- Driebe, T., Schönberner, D., Blöcker, T., and Herwig, F. 1998, A&A, 339, 129
- Eggleton, P.P., and Kiseleva-Eggleton, L. 2002, ApJ, 575, 461
- Feast, M.W., Thackeray, A.D., and Wesselink, A.J. 1960, MNRAS, 121, 25
- Hilditch, R.W., Harries, T.J., and Hill, G. 1996, MNRAS, 279, 1380
- Hilditch, R.W., Kilkenney, D., Lynas-Gray, A.E., and Hill, G. 2003, MNRAS, 344, 644
- Holweger, H. 1979, Les Elements et leurs Isotopes dans l'Univers, Université de Liège, Institute de Astrophysique, p. 117
- Iben I.Jr., and Livio, M. 1993, PASP, 105, 1373
- Kilkenney, D., Hilditch, R.W., and Penfold, J.E. 1978, MNRAS, 183, 523
- Kilkenney, D., Penfold J.E., and Hilditch, R.W. 1979, MNRAS, 187, 1
- Kilkenney, D., Hill, P.W., and Penfold, J.E. 1981, MNRAS, 194, 429
- Kilkenney, D., Keuris, S., Marang, F., Roberts, G., van Wyk, F., and Ogloza, W. 2000, The Observatory, 120, 48
- Kudritzki, R.P., Simon, K.P., Lynas-Gray, A.E., Kilkenney, D., and Hill, P.W. 1982, A&A 106, 254
- Livio, M., and Soker, N. 1984, MNRAS, 208, 763
- Napiwotzki, R., and Rauch, T. 1994, A&A, 285, 60
- Paczynski, B. 1980, Acta Astronomica, Vol. 30, No. 2, 113
- Rauch, T. 2000, A&A, 356, 665
- Rauch, T., and Werner, K. 1988, A&A, 202, 159
- Rauch, T., and Werner, K. 2003, A&A, 400, 271
- Rauch, T., Dreizler, S., and Wolff, B. 1998, A&A, 338, 651
- Rossiter, R.A. 1924, ApJ, 60, 15
- Rucinski, S.M. 2002, AJ, 124, 1746
- Schuh, S.L., Dreizler, S., Deetjen, J.L., and Göhler, E. 2003, Balt. Astron., 12, 167
- Werner, K. 1986, A&A, 161, 177
- Werner, K. 1996, ApJ, 457, L39