

The flatness problem and Λ

Kayll Lake [*]

Department of Physics, Queen's University, Kingston, Ontario, Canada, K7L 3N6

(Dated: August 25, 2018)

By way of a complete integration of the Friedmann equations, in terms of observables, it is shown that for the cosmological constant $\Lambda > 0$ there exist non-flat FLRW models for which the total density parameter Ω remains ~ 1 throughout the entire history of the universe. Further, it is shown that in a precise quantitative sense these models are not finely tuned. When observations are brought to bear on the theory, and in particular the WMAP observations, they confirm that we live in just such a universe. The conclusion holds when the classical notion of Λ is extended to dark energy.

The flatness problem is often considered to be the most impressive issue in standard cosmology that is addressed by the inflation paradigm [1]. Let us start by summarizing the flatness problem for zero cosmological constant. With $\Lambda = 0$ the density parameter of a FLRW model is given by [2]

$$\Omega = \frac{8\pi G\rho}{3H^2c^2} \quad (1)$$

and for a single fluid the state space is summarized for standard models in FIG. 1 [3].

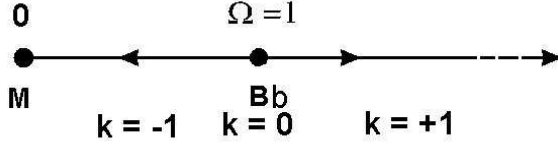


FIG. 1: The state space for a single fluid FLRW model with $p = (\gamma-1)\rho$ and $\gamma > 2/3$. **M** is the Milne universe (Minkowski space). **Bb** is the spatially flat FLRW model and the Big Bang. Turning points ($H = 0$) are sent to infinity by the definition (1). The diagram reflects the evolution for expanding universes.

The essential point is that except for the spatially flat case

$$\Omega = \Omega(t). \quad (2)$$

Observations show that

$$\Omega_0 \sim 1. \quad (3)$$

The flatness problem involves the explanation of (3) given (2). The problem can be viewed in two ways. First, one can take the view that there is a tuning problem in the sense that at early times Ω must be finely tuned to 1 [4]. However, this argument is not entirely convincing since *all* standard models necessarily start with Ω exactly 1. More convincing is the view that except for the spatially flat case the probability that $\Omega \sim 1$ is strongly dependent on the time of observation [5] and so there is an epoch problem: why should (3) hold?

In this letter we point out that if $\Lambda > 0$ then there exist standard models for which $\Omega \sim 1$ throughout their entire evolution even though they are not spatially flat. Moreover, in a precise quantitative sense, we show that these models are *not* finely tuned. When current observations are brought to bear on the theory, they confirm that we live in just such a universe [6].

To include Λ with dust define, in the usual way,

$$\Omega_\Lambda \equiv \frac{c^2\Lambda}{3H^2}, \quad \Omega_k \equiv -\frac{c^2k}{H^2R^2}, \quad (4)$$

so that the Friedmann equations reduce to

$$\Omega_M + \Omega_\Lambda + \Omega_k = 1 \quad (5)$$

where we have written $\Omega = \Omega_M$ for convenience. To complement FIG. 1, which is the state space for $\Omega_\Lambda = 0$, the state space for $\Omega_M = 0$ is shown in FIG. 2.

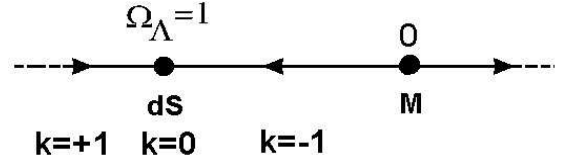


FIG. 2: The state space for $\Omega_M = 0$ (here rotated left $\pi/2$ to save space). Again **M** is the Milne universe (Minkowski space [7]). **dS** is the spatially flat representation of de Sitter space and acts as an attractor for the two other representations of de Sitter space.

Evolution in the full $\Omega_\Lambda - \Omega_M$ plane was first considered by Stabell and Refsdal [8] for the case of dust ($\gamma = 1$). Writing $Z = 1 + z$ ($1 + z$ the standard redshift), they populated the phase plane from relations equivalent to

$$\Omega_M = \frac{\Omega_{M_o} Z^3}{\Omega_{M_o} Z^3 + (1 - \Omega_{M_o} - \Omega_{\Lambda_o}) Z^2 + \Omega_{\Lambda_o}}, \quad (6)$$

which is a restatement of the conservation law for dust (the constancy of $\Omega_M H^2 R^3$), and

$$\Omega_\Lambda = \frac{\Omega_{\Lambda_o}}{\Omega_{M_o} Z^3 + (1 - \Omega_{M_o} - \Omega_{\Lambda_o}) Z^2 + \Omega_{\Lambda_o}}, \quad (7)$$

which is a restatement of the constancy of Λ . They distinguished trajectories via (half) the associated absolute horizon, $\int_0^\infty \frac{cdt}{R}$. The same technique has been applied more recently and in more general situations [9].

Equivalently, from a dynamical systems point of view [10], we can, again using dust as an example, consider the system of differential equations

$$\Omega'_\Lambda = (\Omega_M - 2\Omega_\Lambda + 2)\Omega_\Lambda, \quad (8)$$

and

$$\Omega'_M = (\Omega_M - 2\Omega_\Lambda - 1)\Omega_M, \quad (9)$$

where $' \equiv d/d\eta$ and $\eta \equiv \ln(1/Z)$. We now recognize the critical points in FIG. 1 and FIG. 2: **Bb** is a repulsor, **dS** an attractor and **M** a saddle point for the full $\Omega_\Lambda - \Omega_M$ plane.

The approach used here is somewhat different. Although what now follows can be generalized [11], we continue with dust as it presents an uncluttered relevant example. We observe a constant of the motion (α) for the system (8)-(9). The constant is given by [12]

$$\left(\frac{\Omega_M}{2\Omega_\Lambda}\right)^2 \pm \alpha \left(\frac{\Omega_k}{3\Omega_\Lambda}\right)^3 = 0 \quad (10)$$

for $k = \pm 1$ respectively. Since $\Omega_\Lambda = 1 - \Omega_M$ for $k = 0$, the system can be considered solved and the Friedmann equations, in terms of observables, in effect integrated. A phase portrait with trajectories distinguished by α is shown in FIG. 3.

The physical meaning of α is not hard to find. In terms of the bare Friedmann equation

$$\dot{R}^2 + k = \frac{C}{R} + \frac{\Lambda R^2}{3}, \quad (11)$$

with (k, Λ) considered given, each value of the constant $C > 0$ determines a unique expanding universe ($k \neq 0$). For each C , if $k = 1$, there is a special value of Λ that gives a static solution (the Einstein static universe or asymptotic thereto),

$$\Lambda_E = \frac{4}{9C^2}. \quad (12)$$

In terms of Λ_E we have

$$\alpha = \frac{\Lambda}{\Lambda_E} \quad (13)$$

and so α is a measure of Λ relative to the ‘‘Einstein’’ value [14]. The state spaces shown in FIG. 1 and FIG. 2 correspond to $\alpha = 0$: $\Lambda = 0$ in the first case and $C = 0$ in the second.

As FIG. 3 makes clear, if $\Lambda > 0$ and $k \neq 0$ then

$$\Omega \equiv \Omega_M + \Omega_\Lambda \sim 1 \quad (14)$$

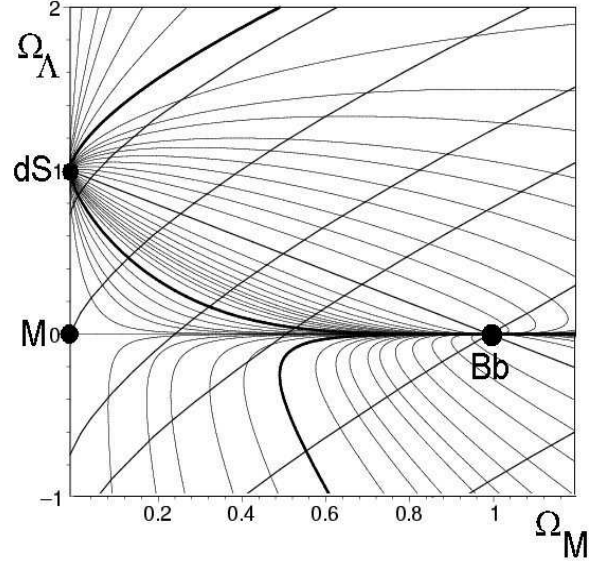


FIG. 3: The loci $\alpha = \text{constant}$ and $Ht = \text{constant}$ [13] in the $\Omega_\Lambda - \Omega_M$ plane. The loci shown are (bottom up) $Ht = 0.6, 2/3, 3/4, 0.826, 1, 1.5, \infty$ ($\equiv \alpha = 1$) (thick) and $|\alpha| = 0.01, 0.05, 0.1, 1/4, 1/2, 1$ (thick), $2, 3, 4, 6, 8, 12, 20, 40, 100, 500$. Note that for $\Lambda > 0$ the delimiter $\Omega_\Lambda = 1 - \Omega_M$ ($k = 0$) is approached on either side ($k = \pm 1$) as $\alpha \rightarrow \infty$.

throughout the entire evolution of the associated universe if $\alpha \in (a, \infty)$ where a is a matter of choice but of the order $> \sim 500$. In any event, it is clear that α need not be finely tuned to produce (14) [15].

Fortunate we are to live in an era of unprecedented advances in observational cosmology. We now bring some of these observations to bear on the foregoing discussion. The Wilkinson Microwave Anisotropy Probe (*WMAP*) has enabled accurate testing of cosmological models based on anisotropies of the background radiation [16]. Independently, the recent Hubble Space Telescope (*HST*) type Ia supernova observations [17] not only confirm earlier reports that we live in an accelerating universe [18] [19], but also explicitly sample the transition from deceleration to acceleration. A comparison of these results in a partial phase plane is shown in FIG. 4 [20]. Clearly the (*WMAP*) results, and to a somewhat lesser extent the (*HST*) results [21], support the view that we live in ‘‘large’’ α universe for which (14) has held throughout its entire evolution.

We have argued that there are an infinity of standard non-flat FLRW dust models for which $\Omega \sim 1$ throughout their entire evolution as long as $\Lambda > 0$. Further, we have shown that the *WMAP* observations confirm that we live in just such a universe. The idea can be generalized in a straightforward way to more sophisticated multi-component models wherein $\Omega \sim 1$ ($\Omega = \sum_i \Omega_i$ for all species i but not Ω_k) from **Bb** to **dS** within a phase

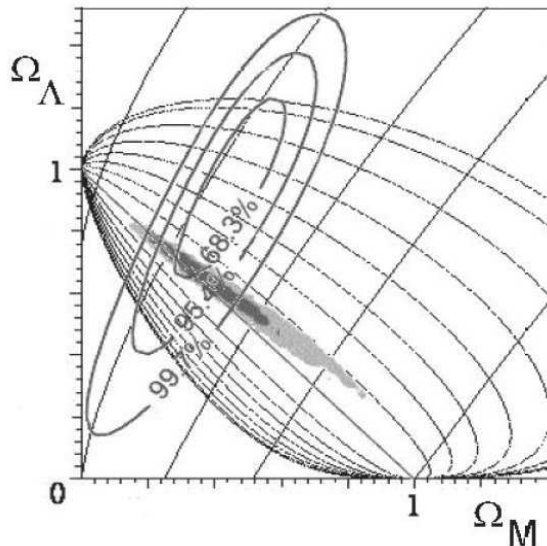


FIG. 4: *WMAP* [16] and *HST* results [17] superimposed on part of the phase portrait of FIG. 3. In the former case the “*WMAP only*” results are used and in the latter case earlier confidence levels have been removed for clarity. The values of $H_0 t_0$ shown are (top down) 1.5, 1, 0.826, 3/4 and 2/3. Above the delimiter $\Omega_{\Lambda_0} = 1 - \Omega_{M_0}$, $k = 1$ and the values of α shown are (bottom up) 500, 100, 40, 20, 12, 8, 6 and 5.4. Below the delimiter $k = -1$ and the values of α shown are (top down) 500, 100, 40, 20, 12, 8, 6 and 5.4.

portrait hyper-tube about $k = 0$ (see [11] for a two-component model). Note, however, that the dust model

examined here is an excellent approximation now and the model relevant to a comparison with current observations. With $\Omega \sim 1$ there is no tuning or epoch problem and so no flatness problem in the traditional sense. However, our presence in this hyper-tube is presumably favored and an explanation of this probability about the $k = 0$ trajectory in a sense presents a refinement of the classical flatness problem.

Since the analysis here has been based on the classical notion of Λ , it is appropriate to conclude with a query as to whether or not this analysis is stable under perturbations in the definition of Λ itself (that is “dark energy” as opposed to the classical notion of Λ). Since Λ can be introduced by way of a component $p_w = w\rho_w$ where $w \equiv -1$, consider w unspecified (but $< -1/3$). It can then be shown that the analysis given here generalizes in a straightforward way [22] and that for perturbations about $w = -1$ the phase portrait given in FIG. 3 is stable, but the state space for $\Omega_M = 0$ shown in FIG. 2 is not [23]. This latter point in no way alters the fact that there remain an infinity of non-flat FLRW models for which $\Omega \sim 1$ throughout their entire evolution as long as $W(\equiv 8\pi\rho_w R^{3(1+w)}) > 0$.

Acknowledgments

It is a pleasure to thank Phillip Helbig, James Overduin, Sjur Refsdal and Rolf Stabell for their comments. This work was supported by a grant from the Natural Sciences and Engineering Research Council of Canada.

[*] Electronic Address: lake@astro.queensu.ca

- [1] See, for example, A. H. Guth, *Physics Reports* **333-334**, 555 (2000). Note that the argument given there is claimed to hold for $\Lambda \neq 0$, but as the argument given here shows, it does not.
- [2] For the Friedmann-Lemaître-Robertson-Walker (FLRW) models we use the following notation: $R(t)$ is the (dimensionless) scale factor and t the proper time of comoving streamlines. $H \equiv \dot{R}/R$, $\dot{} \equiv d/dt$, k is the spatial curvature (in units of L^{-2}), ρ is the energy density and p the isotropic pressure. Λ is the (fixed) cosmological constant and ${}_0$ signifies current values. Detailed background notes and more detailed diagrams are available from <http://grtensor.org/Robertson/>
- [3] See, for example, J. Wainwright and G. F. R. Ellis, *Dynamical Systems in Cosmology* (Cambridge University Press, Cambridge 1997).
- [4] See R. H. Dicke and P. J. E. Peebles “The big bang cosmology-enigmas and nostrums” in *General Relativity An Einstein Centenary Survey*, Edited by S. W. Hawking and W. Israel (Cambridge University Press, Cambridge 1979). The argument is a standard one in current cosmology texts. See, for example, J. A. Peacock, *Cosmological Physics*, (Cambridge University Press, Cambridge 1999).

- [5] See, for example, M. S. Madsen and G. F. R. Ellis, *Mon. Not. R. astr. Soc* **234**, 67 (1988).
- [6] The argument given here is distinct from but complementary to R. J. Adler and J. M. Overduin “The Nearly Flat Universe” [arXiv:gr-qc/0501061](https://arxiv.org/abs/gr-qc/0501061), A. D. Chernin “Eliminating the ‘flatness problem’ with the use of Type Ia supernova data” [arXiv:astro-ph/0112158](https://arxiv.org/abs/astro-ph/0112158) and A. D. Chernin, *New Astronomy* **8**, 79 (2003).
- [7] There are precisely six empty Robertson-Walker metrics: de Sitter space, which can be given in three forms ($k = \pm 1, 0$); Minkowski space, which can be given in two forms ($k = -1, 0$); and anti de Sitter space, which can be given only in the form $k = -1$. All but the flat form of Minkowski space are shown in FIG. 2, the flat form being sent to infinity via the definition (4).
- [8] R. Stabell and S. Refsdal, *Mon. Not. R. astr. Soc* **132**, 379 (1966). In this pioneering work the authors construct the phase portrait in the $\sigma-q$ plane (in currently popular notation: $\sigma \equiv \Omega_M/2$, $q \equiv \Omega_M/2 - \Omega_\Lambda$).
- [9] J. Ehlers and W. Rindler, *Mon. Not. R. astr. Soc* **238**, 503 (1989) consider non-interacting dust and radiation and shown phase portraits (qualitatively) but do not distinguish the trajectories quantitatively. M. S. Madsen, J. P. Mimoso, J. A. Butcher and G. F. R. Ellis, *Phys.*

Rev. D **46**, 1399 (1992) consider a number of cases with particular reference to an inflationary phase of the early universe. Again the phase portraits relevant to this discussion (their figures 10 and 11) do not distinguish the trajectories quantitatively. J. Overduin and W. Priester, *Naturwissenschaften* **88**, 229 (2001) show phase portraits distinguished by $(\Omega_{\Lambda_0}, \Omega_{M_0})$, a distinction which, though correct, is of no use for the present discussion.

- [10] A standard reference is [3]. For a recent pedagogical study see J-P. Uzan and R. Lehoucq, *Eur. J. Phys.* **22**, 371 (2001).
- [11] A more detailed description involves a three dimensional phase portrait based on a model of non-interacting matter and radiation. This presents a phase tube of models about $k = 0$ for which (14) (including radiation) holds. See K. Lake and S. Guha (in preparation).
- [12] The form in which (10) is given here is motivated by the fact that the only trajectory usually seen in texts and the current literature (excepting [8]- [10]) is $\alpha = 1$ as this distinguishes (for $\Lambda > 0$ and $k = +1$) ever expanding universes from those that recollapse and those with a big bang from those without. The approach used here was apparently first used by J. P. Leahy, see <http://www.jb.man.ac.uk/~jpl/Fdetails/>
- [13] These loci are calculated in the usual way from

$$Ht = \int_0^1 \frac{dy}{\sqrt{\frac{\Omega_M}{y} + \Omega_\Lambda y^2 + 1 - \Omega_M - \Omega_\Lambda}}.$$

See also R. C. Thomas and R. Kantowski, *Phys. Rev. D* **62**, 103507 (2000) [arXiv:astro-ph/0003463](#)

- [14] The constant α has this physical interpretation only for $k = +1$ and $\Lambda > 0$ but we make use of the same constant of motion for $k = -1$ and, in FIG. 3, also for $\Lambda < 0$.
- [15] The argument necessarily involves “large” values of C and so one might argue that the flatness issue might be solved with $\Lambda = 0$ for sufficiently large C . Such an argument will never remove the epoch problem because **Bb** is a repulsor. The argument also involves “large” values of R_0 as is evident from the familiar relation (for $k \neq 0$)

$$R_0^2 = \frac{c^2 k}{H_0^2 (\Omega_{M_0} + \Omega_{\Lambda_0} - 1)}.$$

This explains, in elementary terms, why the universe looks “almost flat”.

- [16] D. N. Spergel *et al.*, *Ap. J. Suppl.* **148**, 175 (2003) [arXiv:astro-ph/0302209](#)
- [17] A. G. Riess *et al.*, *Ap. J.* **607**, 665 (2004) [arXiv:astro-ph/0402512](#)
- [18] A. G. Riess *et al.*, *A. J.* **116**, 1009 (1998) [arXiv:astro-ph/9805201](#)
- [19] S. Perlmutter *et al.*, *Ap. J.* **517**, 565 (1999) [arXiv:astro-ph/9812133](#)
- [20] The observations of course involve the current values $(\Omega_{\Lambda_0}, \Omega_{M_0})$. Our position in the diagram corresponds to the intersection of the “correct” value of $H_0 t_0$ with the correct trajectory determined uniquely by α modulo k .
- [21] In this regard we note that the (*HST*) results are certainly open to further interpretation. See, for example, J.-M. Virey, A. Ealet, C. Tao, A. Tilquin, A. Bonissent, D. Fouchez and P. Taxil, *Phys. Rev. D* **70**, 121301(R) (2004) [arXiv:astro-ph/0407452](#)
- [22] Introducing the (non-interacting) species $p_w = w\rho_w$ ($w < -1/3$) with the dust and with no concern here for the

classical energy conditions, we have the constant $W \equiv 8\pi\rho_w R^{3(1+w)}$ and so define $\Omega_W \equiv c^2 W / 3H^2 R^{3(1+w)}$ to replace Ω_Λ . It follows that equations (6), (7), (8) and (9) are replaced by

$$\Omega_M = \frac{\Omega_{M_0} Z^3}{\Omega_{M_0} Z^3 + (1 - \Omega_{M_0} - \Omega_{W_0}) Z^2 + \Omega_{W_0} Z^{3(1+w)}},$$

$$\Omega_W = \frac{\Omega_{W_0} Z^{3(1+w)}}{\Omega_{M_0} Z^3 + (1 - \Omega_{M_0} - \Omega_{W_0}) Z^2 + \Omega_{W_0} Z^{3(1+w)}},$$

$$\Omega'_W = (\Omega_M + (1 + 3w)\Omega_W - (1 + 3w))\Omega_W,$$

and

$$\Omega'_M = (\Omega_M + (1 + 3w)\Omega_W - 1)\Omega_M$$

respectively. More importantly, (10) generalizes to

$$3\left(\frac{\Omega_M}{\Omega_W}\right)^{-1-3w} + \frac{\alpha}{w}\left(\frac{3w}{1+3w}\right)^{1+3w}\left(\frac{\Omega_W}{\mp\Omega_k}\right)^{3w} = 0$$

for $k = \pm 1$ respectively. Now $\alpha = W/W_E$ where

$$W_E = -\frac{1}{w}\left(\frac{3wC}{1+3w}\right)^{1+3w}.$$

The stability of the phase portrait under perturbations on w now follows directly.

- [23] The instability of the state space for $\Omega_M = 0$, and therefore the attractor for the full phase plane, is not difficult to see. With $\Omega_M = k = 0$ the Friedmann equation is

$$\dot{R}^2 - \frac{W}{3} R^{2+\epsilon} = 0$$

where $\epsilon = -3(1 + w)$ and here we take $W > 0$. This equation is unstable wrt ϵ in the sense that the qualitative behaviour of the solutions changes with ϵ . Whereas we obtain the familiar exponential solution of de Sitter space for $\epsilon = 0$, for $\epsilon \neq 0$ we obtain

$$R = \left(\left(\frac{2}{\epsilon}\right)^2 \frac{1}{W(t-c)^2}\right)^{1/\epsilon}$$

where c is a constant. The associated spacetimes are singular at $t = c$ (for example, the Ricci scalar diverges like $(t-c)^{-2}$). For expanding solutions, with $\epsilon > 0$ ($w < -1$), $t \in (-\infty, c)$. The universe is asymptotically past flat but ends in a “Big Rip” (**bR**) at $t = c$. (See R. C. Caldwell, M. Kamionkowski and N. N. Weinberg, *Phys. Rev. Lett.* **91**, 071301 [arXiv:astro-ph/0302506](#).) We replace **dS** by **bR** in the associated phase plane and observe that all standard universes end at **bR**. The inclusion of a classical Λ does not change this. For expanding solutions with $\epsilon < 0$ ($w > -1$) $t \in (c, \infty)$. The universe starts at a big bang but is future asymptotically flat. In this case the inclusion of a classical Λ reverts the attractor to **dS**. It can be shown that these conclusions are unchanged if $w = w(t)$. Whereas it is clear that observations can never prove that $k = 0$ (but they can prove $k \neq 0$), it is also clear that observations also can never determine the asymptotic future state of the universe.