

L.R. Yungelson and A.V. Tutukov

*Institute of Astronomy of Russian Academy of Sciences*
*lry, atutukov@inasan.ru*

**Abstract** By means of population synthesis we model the Galactic ensemble of helium stars. It is assumed that all helium stars are formed in binaries. Under this assumption, single helium stars are produced by the mergers of helium remnants of components of close binaries (mainly, by merging helium white dwarfs) and by disruption of binaries with helium components in supernovae explosions. The estimate of the total birthrate of helium stars in the Galaxy is  $0.043 \text{ yr}^{-1}$ , their total number is estimated as  $4 \times 10^6$ . The rate of binarity in the total sample is 76%. We construct a subsample of low-mass ( $M_{\text{He}} \lesssim 2 M_{\odot}$ ) helium stars limited by observational selection effects: stellar magnitude ( $V_{\text{He}} \leq 16$ ), ratio of stellar magnitudes of components in binaries ( $V_{\text{He}} \leq V_{\text{comp}}$ ), lower limit of the semiamplitude of radial velocity that is necessary for discovery of binarity ( $K_{\text{min}} = 30 \text{ km/s}$ ). The parameters of this “observable” sample are in satisfactory agreement with the parameters of the observed ensemble of sdB stars. In particular, in the selection-limited sample binarity rate is 58%. We analyze the relations between orbital periods and masses of helium stars and their companions in systems with different combinations of components. We expect that overwhelming majority ( $\sim 90\%$ ) of unobserved components in binary sdB stars are white dwarfs, predominantly, carbon-oxygen ones.

## 1 Introduction

The aim of the present paper is investigation of nondegenerate helium stars. Among observed objects they are represented by two groups – helium subdwarfs and Wolf-Rayet stars (WR). The interest to helium stars is enhanced by the fact that they are related to the stars of another groups: AM CVn stars, R CrB stars, double-degenerates (possible progenitors of type Ia supernovae). The most massive helium stars are progenitors of type Ib and Ic supernovae. The optical component of one of the most remarkable X-ray sources – Cyg X-3 is a helium star. Among stars with spectroscopically determined masses the most massive is the close binary WR 20a; both components of this system are helium stars with  $M \sim 80 M_{\odot}$  (Rauw et al., 2004, 2005).

Helium subdwarfs are subdivided into three groups: sdB stars that have hydrogen-rich atmospheres, sdO stars with atmospheres dominated by helium, and an intermediate group of sdOB stars. The masses of helium subdwarfs that are usually derived from their location in the “effective temperature  $\log T_{\text{eff}}$  – effective gravity  $\log g$ ” diagram, are close to  $0.5 M_{\odot}$  (Heber, 1986; Saffer et al., 1994).

These estimates are consistent with masses determined for components of eclipsing systems that range from  $0.48 M_{\odot}$  to  $0.54 M_{\odot}$  (see Drechsel et al. (2001) and references therein) and with masses obtained from asteroseismological data:  $0.49 \pm 0.02 M_{\odot}$  (PG0014+067 (Brassard et al., 2001)),  $0.47 M_{\odot}$  (Feige 48 (Reed et al., 2004)). One has to have in mind, however, that the evolutionary tracks of numerous low-mass ( $M_{\text{wd}} \lesssim 0.3 M_{\odot}$ ) helium white dwarfs in the stage of contraction of their hydrogen envelopes, also cross the region of the  $\log T_{\text{eff}} - \log g$  diagram populated by helium subdwarfs. Respectively, some of the stars that are classified as subdwarfs may happen to be not helium stars but relatively hot helium white dwarfs. For instance, the mass of HD188112 that is classified as sdB is  $0.24 M_{\odot}$  only, i. e., it is a precursor of a helium white dwarf (Heber et al., 2003a). As another example of uncertainty one may consider HS2333+3927: position of this star in the  $\log T_{\text{eff}} - \log g$  diagram “satisfies” both tracks of a  $0.29 M_{\odot}$  white dwarf and of a  $0.47 M_{\odot}$  helium star with a thin hydrogen envelope (Heber et al., 2004).

The lower limit to the range of masses of WR stars is  $\simeq 7 M_{\odot}$  (Nugis & Lamers, 2000). However, according to the modern theory of the evolution of close binary stars, mass spectrum of helium stars has to be continuous. It is possible that the WR phenomenon is observed for stars with mass  $\gtrsim 7 M_{\odot}$  only, because for mass-luminosity relation typical for the lower mass stars radial pulsations that may result in generation of shock waves that produce dense enough stellar wind are not excited (see, e. g., Fadeyev & Novikova (2003)).

There are several channels for production of helium stars. Stars with ZAMS masses exceeding  $\sim 50 M_{\odot}$  turn into WR stars due to stellar wind mass loss (Conti, 1979). It is possible that single stars and components of wide binaries of moderate mass may almost completely lose their hydrogen envelopes immediately before helium flash or during the latter (Cox & Salpeter, 1961; D’Cruz et al., 1996). In close

binaries, stars with helium cores and thin hydrogen envelopes form due to the mass loss after Roche lobe overflow (Kippenhahn & Weigert, 1967; Paczyński, 1967). Single helium stars may form due to the merger of helium white dwarfs or nondegenerate helium stars in close binaries (Tutukov & Yungelson, 1990; Iben, 1990; Saio & Jeffery, 2000).

The main scenarios for formation of low-mass close binaries were considered by Iben & Tutukov (1985); Tutukov & Yungelson (1990); Iben (1990); Han et al. (2002, 2003). In particular, it has been shown that the location of helium remnants of components of close binaries and of the products of their merger and their evolutionary tracks in the Hertzsprung-Russell diagram and in the  $\log T_{\text{eff}} - \log g$  diagram well fit observations (Iben, 1990; Han et al., 2002, 2003). Han et al. have considered in detail the relations between different formation channels and have shown that, if selection effects are taken into account, it is possible to explain the main parameters of observed helium subdwarfs.

In the present paper, by means of population synthesis, we construct a model of the ensemble of Galactic helium stars and analyze the properties of its low-mass subsystem (i.e., of helium subdwarfs). We apply the population synthesis code used by Tutukov & Yungelson (2002). At difference to Han et al. (2002, 2003), we compare with observations a subset of model stars limited by stellar magnitude, since such a limit exists for the main catalog of hot subdwarfs PG (Green et al., 1986). We pay main attention to some aspects of binarity of hot subdwarfs, in particular, to the distribution of the pairs of subdwarfs with different companions over orbital periods.

Massive helium stars and the products of their evolution are considered in the next paper of the series (Paper II).

In Sect. 2 we describe the basic assumptions used in the population synthesis code that are immediately relevant to the modeling of formation of helium stars. The main results are presented in Sect. 3. Discussion follows in Sect. 4.

## 2 Population synthesis for binary stars

Both high- and low-mass helium stars are formed when one of the components of a close binary system overflows its Roche lobe in the hydrogen shell burning stage (Kippenhahn & Weigert, 1967; Paczyński, 1967) (in the co called “case B” of mass exchange). In the population synthesis code we have the following assumptions relevant to the mass exchange in case B.

Components of close binaries with ZAMS masses  $M_i < 2.8 M_\odot$  form degenerate helium dwarfs. Components of close binaries that initially had mass higher than  $2.8 M_\odot$  (or accumulated that much mass as a result of mass exchange) produce nondegenerate helium stars. The mass of the latter is related to  $M_i$  by the following approximation to the results of evolutionary computations (Tutukov & Yungelson, 1973; Iben & Tutukov, 1985):

$$M_{\text{He}}/M_\odot = \max(0.066(M_i/M_\odot)^{1.54}, 0.082(M_i/M_\odot)^{1.4}). \quad (1)$$

Equation (1) gives the minimum mass of helium stars close to  $0.35 M_\odot$ , in a reasonable agreement with results of more detailed evolutionary computations (Han et al., 2000). We neglect the dependence of the mass of helium remnant on the instance of the Roche lobe overflow that is not very significant in the case B of mass exchange.

Based on the results of evolutionary computations (Tutukov & Yungelson, 1973; Iben & Tutukov, 1985), we approximated the lifetime of stars in the region of Hertzsprung-Russell diagram populated by helium stars as

$$\log T_{\text{He}} = \begin{cases} 7.15 - 3.7 \log(M_{\text{He}}/M_\odot) & \text{for } M_{\text{He}} \leq 1 M_\odot, \\ 7.15 - 3.7 \log(M_{\text{He}}/M_\odot) + 2.23[\log(M_{\text{He}}/M_\odot)]^{1.37} & \text{for } M_{\text{He}} > 1 M_\odot. \end{cases} \quad (2)$$

Stellar wind mass loss in the main-sequence stage is described by initial-final mass relations (Vanbeveren, 1991):

$$M_f = \begin{cases} M_i - 0.00128 M_i^{2.5} & \text{for } M_i \leq 30 M_\odot, \\ 1.77 M_i^{0.763} & \text{for } M_i > 30 M_\odot. \end{cases} \quad (3)$$

It is assumed that in the core-hydrogen burning stage the stars with ZAMS mass in excess of  $50 M_\odot$  lose by stellar wind so much matter that they become helium stars immediately after completion of main-sequence stage and never fill Roche lobes. Thus, only helium stars with mass  $\gtrsim 27 M_\odot$  may be products of the evolution of single stars or of components of wide binaries.

Mass loss by helium stars with  $M_{\text{He}} \geq 5 M_{\odot}$  is described by the following approximation to the observed mass-loss rates by WR-stars (see compilation by Nugis & Lamers (2000)):

$$\dot{M}_{\text{He}} = \min(1.38 \times 10^{-8} (M_{\text{He}}/M_{\odot})^{2.87}, 10^{-4}) M_{\odot}/\text{yr}. \quad (4)$$

The analytical expression in Eq. (4) is suggested by Nelemans & van den Heuvel (2001). The slope of the  $\dot{M}_{\text{He}}(M_{\text{He}})$  relation changes at  $M_{\text{He}} \approx 22.1 M_{\odot}$ .

Some signs of the existence of stellar wind are suspected for several hot subdwarfs only (Heber et al., 2003b); applying the model of radiative stellar wind, Vink (2004) estimated the rate of mass loss as  $\dot{M} \sim 10^{-11} M_{\odot}/\text{yr}$ . Taking into account the lifetime of helium stars one may claim that the only effect that such a mass loss may have upon evolution of hot subdwarfs is the loss of the remainders of hydrogen envelope and, possibly, change of the chemical composition of the subdwarf atmosphere.

Helium stars with initial mass  $M_i = 2.8 \div 5 M_{\odot}$  do not expand after helium exhaustion in their cores and become carbon-oxygen white dwarfs remaining compact. If  $M_i = (5 - 11.6) M_{\odot}$ , helium stars finish their evolution as carbon-oxygen white dwarfs after expansion in the helium-shell burning stage and repeated Roche lobe overflow that is accompanied by an insignificant mass loss (Iben & Tutukov, 1985).

Stars with ZAMS mass  $M_i = 11.6 \div 30 M_{\odot}$  produce neutron stars with  $M_{\text{NS}} = 1.4 M_{\odot}$ . Initially more massive stars end their lives as black holes. Formation of black holes is accompanied by the loss of 20% of the presupernova mass. It is assumed that supernovae explosions are spherically symmetric, i. e., nascent neutron stars and black holes do not get kicks (see detailed discussion in Paper II).

Stars with  $M_i \leq 11.6 M_{\odot}$  that overflow Roche lobe in the AGB stage (“case C” of mass exchange) produce white dwarfs; the mass of the latter depends on the instance of Roche lobe overflow. More massive stars produce neutron stars or black holes, like in case B of mass exchange.

The relation between initial mass of stars, their mass at the end of main-sequence stage, mass of helium stars produced by them, and mass of the final products of evolution is plotted in Fig. 1.

We have applied the following assumptions on the character of mass-exchange process, based on results of numerical modeling (Tutukov et al., 1982). If both donor and accretor are main-sequence stars, the donor has radiative envelope, and mass ratio of components  $q = M_a/M_d \geq 0.8$ , mass exchange is conservative and proceeds in the time scale of the nuclear evolution of the donor. If  $0.5 \leq q < 0.8$ , the donor loses mass in the thermal time scale  $t_{th1}$ , but accretion by the main-sequence secondary is limited by the rate  $\dot{M}_{th2}$ , that corresponds to the thermal time scale of the latter. The mass that may be accreted by the companion is limited by  $\Delta M = \dot{M}_{th2} t_{th1}$ . Variation of the separation of components  $a$  is calculated under assumption that  $\Delta M$  is accreted conservatively, but the rest of the donor envelope with mass  $\Delta M_t = M_i - M_f - \Delta M$  is lost from the system; the latter process is described by the equation

$$\frac{\Delta J}{J} = \gamma \frac{\Delta M_t}{M_t}, \quad (5)$$

where  $J$  is angular momentum of the binary,  $M_t = M_1 + M_2$ ,  $\gamma = 1.5$ . The validity of Eq. (5) with the parameter  $\gamma = 1.5$  is based on the results of reconstruction of the mass-exchange history in observed close binaries containing white dwarfs and helium subdwarfs (Nelemans et al., 2000; Nelemans & Tout, 2005).

When the mass ratio of components  $q < 0.5$  or donor has convective envelope extending down to more than 50% of stellar radius, mass loss occurs in dynamical time scale and a common envelope is formed. Variation of component’s separation is computed based on the balance of the orbital energy of the binary and donor envelope binding energy (Tutukov & Yungelson, 1979a):

$$\frac{(M_i + m)(M_i - M_f)}{a_i} = \alpha_{ce} \left[ \frac{M_f m}{a_f} - \frac{M_i m}{a_i} \right]. \quad (6)$$

In the Eq. (6) indexes i and f are related to the initial and final mass and separation of components,  $m$  is accretor mass,  $\alpha_{ce}$  is so-called “common envelope parameter” that describes the efficiency of deposition of released energy into common envelope. Trial computations have shown that the best agreement with observations is obtained for  $\alpha_{ce} = 2$ , irrespective to the evolutionary state of the donor.

If accretor is a white dwarf, neutron star or a black hole, Eq. (6) is always applied.

Nondegenerate single helium stars may be products of the evolution of close binaries. We consider three channels for the formation of single helium stars: the merger of two helium white dwarfs or of a helium and carbon-oxygen white dwarfs and the merger of a helium white dwarf and a nondegenerate helium star. In the first two cases the merger is a result of the loss of systemic angular momentum via gravitational waves radiation (GWR). Helium star and a helium white dwarf may merge either due to momentum loss via GWR or due to the loss of momentum in a common envelope that forms after helium exhaustion in the core of

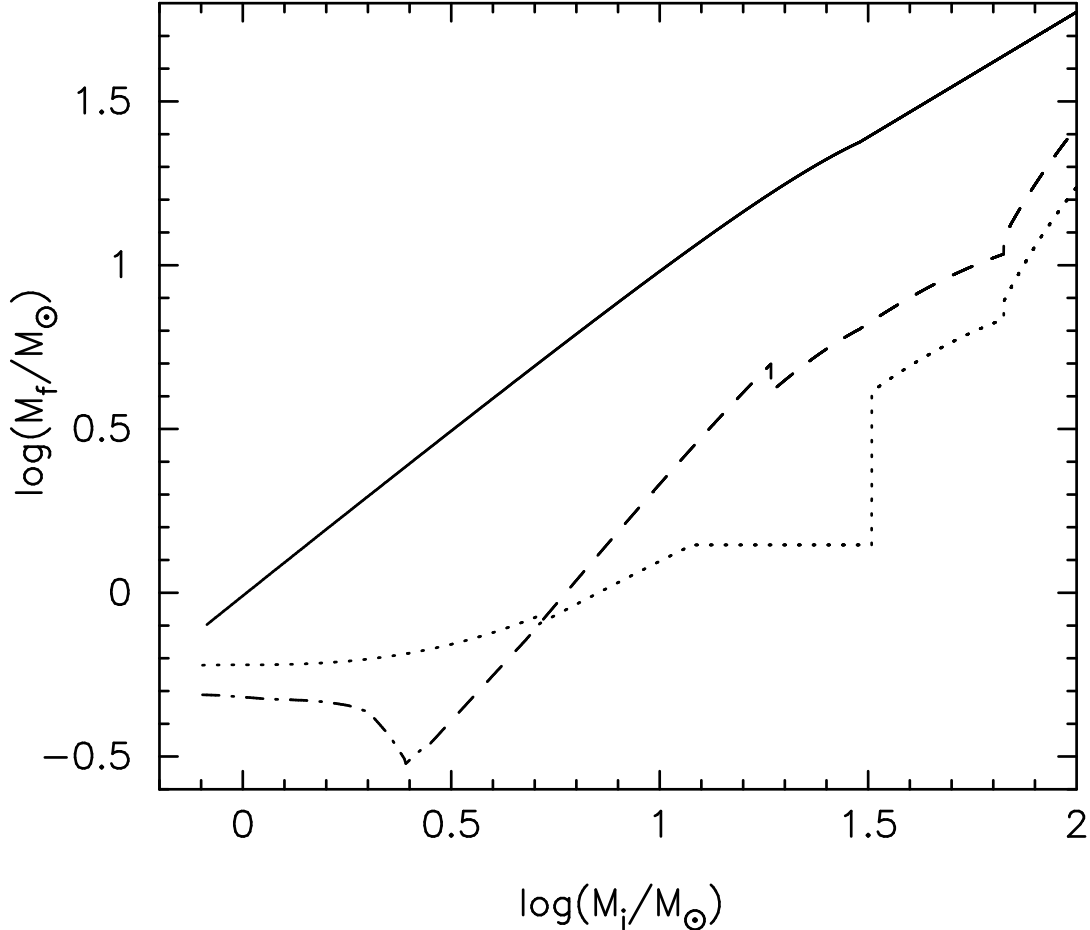


Figure 1: Relation between ZAMS mass of stars  $M_i$ , their mass at the end of main-sequence stage (solid curve), mass of helium stars produced by them (dashed curve), and mass of the final products of evolution: helium white dwarfs (dot-dashed curve), carbon-oxygen, oxygen-neon white dwarfs, neutron stars, and black holes (dotted curve). For stars with  $M_i \lesssim 5 M_\odot$  the upper limit of white dwarf mass attained in case C of mass exchange is shown.

nondegenerate star and its expansion (for  $M_{\text{He}} \approx (0.8 - 2.8) M_\odot$ ). If  $M_d/M_a \gtrsim 2/3$ , the donor is disrupted in dynamical time scale and forms, most probably, a disk around its companion (Pringle & Webbink, 1975; Tutukov & Yungelson, 1979b). Accretion in such systems is not studied as yet, but one may expect that the rate of accretion from the disk is defined, primarily, by the viscosity of the disk matter. The total minimum mass  $M_{\text{He}}^{\text{min}}$  for formation of a nondegenerate helium star by the merger of white dwarfs is, essentially, still a free parameter. It is clear only that it has to exceed the minimum mass of nondegenerate helium stars  $\sim 0.3 M_\odot$  (see, for instance, Iben (1990)). We assumed  $M_{\text{He}}^{\text{min}} = 0.4 M_\odot$ . The latter value is in a good agreement with results of computations (Iben, 1990; Han et al., 2002), see also discussion in Sect. 3. The lifetime of merger products of helium white dwarfs or of helium stars and helium dwarfs was also calculated by means of Eq. (2), though, the latter may somewhat overestimate the lifetime of merger products as helium stars (the overestimate is  $\lesssim 20\%$ , depending on the mass of the merger product, see Eq. (1) in Iben (1990)). For the merger products of helium and carbon-oxygen dwarfs, their lifetime is defined by “competition” of two processes: helium burning in the shell and stellar wind mass loss. We have to note that the merger of helium dwarfs provides in our model formation of about 90% of single helium stars.

Based on the studies of eclipsing, spectroscopic, and visual binaries (Kraicheva et al., 1981; Popova et al., 1982; Kraicheva et al., 1985; Vereshchagin et al., 1988; Kraicheva et al., 1989), we assumed that all stars are born in the binaries with orbital separations  $a$  ranging from  $6(M_1/M_\odot)^{1/3} R_\odot$  to  $10^6 R_\odot$ . Birthrate function for binaries was taken as (Popova et al., 1982):

$$\frac{dN}{dt} = 0.2 d(\log a) \frac{dM_1}{M_1^{2.5}} f(q) dq, \quad (7)$$

where  $M_1$  is the mass of initially more massive component of the system,  $f(q)$  is the distribution of binaries over mass ratios of components  $q = M_2/M_1$  normalized to 1. We have assumed that for close binaries  $f(q) = 1$ . Normalization of function (7) assumes that one binary system with  $M_1 \geq 0.8 M_\odot$  is born annually

Table 1: Birthrate and number of helium stars.

Type of star	Birthrate per yr	Total number	Subsample with $V_{\text{He}} \leq 16$
Single	$0.67 \times 10^{-2}$	$0.96 \times 10^6$	$0.64 \times 10^4$
Main-sequence companion	$0.21 \times 10^{-1}$	$0.13 \times 10^7$	$0.24 \times 10^3$
He white-dwarf companion	$0.50 \times 10^{-2}$	$0.29 \times 10^6$	$0.18 \times 10^4$
CO white-dwarf companion	$0.66 \times 10^{-2}$	$0.13 \times 10^7$	$0.64 \times 10^4$
ONe white-dwarf companion	$0.80 \times 10^{-3}$	$0.31 \times 10^5$	$0.15 \times 10^3$
Neutron star companion	$0.19 \times 10^{-2}$	$0.31 \times 10^5$	$0.21 \times 10^3$
Black hole companion	$0.14 \times 10^{-3}$	$0.96 \times 10^4$	$0.66 \times 10^2$
Binary helium star	$0.34 \times 10^{-3}$	$0.61 \times 10^4$	$0.58 \times 10^2$

in the Galaxy. According to (7), about 40% of all binaries are “close”. Star formation rate was set constant for 13.5 Gyr. Evidently, this assumption does not influence the results, since the lifetime of even least massive helium stars does not exceed  $\sim 1$  Gyr.

Our model assumes that all stars are formed in binaries. Accordingly, we did not consider the possibility of formation of low-mass helium stars as an outcome of evolution of single stars or of the components of wide binaries (see, e. g., D’Cruz et al. (1996)). The authors of the latter study assume that precursors of helium stars are red giants that lost almost whole hydrogen envelope immediately before helium flash or in the course of the flash. The mechanism of mass loss is unknown and the rate of mass loss is considered as a free parameter. The real rate of binarity of hot subdwarfs is difficult to determine, since for usually applied observational methods selection effects preclude detection of binary subdwarfs with orbital periods longer than 200 to 300 day (Maxted et al., 2001; Napiwotzki et al., 2004a). It is evident that *a priori* one cannot exclude the possibility of descent of low-mass helium stars from single stars or components of wide binaries, but, as we shall show below, it is quite possible to explain formation of sufficiently large number of single helium stars by the mergers of helium white dwarfs and/or nondegenerate helium stars.

### 3 MAIN RESULTS

#### 3.1 General properties of the population of low-mass helium stars

The main aim of our study is the modeling of the ensemble of helium stars and of their distributions over main parameters that, potentially, can be derived from observations – masses and orbital periods of binaries, as well as the analysis of the relations between parameters of close binaries with helium components.

As it was noted in Sect. 2, helium stars in binaries form as a result of Roche lobe overflow by stars that are in the hydrogen-shell burning stage. These stars may be either primary or secondary components of the system. In the first case the companions to the nascent helium stars are main-sequence stars, while in the second case they are white dwarfs, neutron stars or black holes or, on very rare occasions – also helium stars.

In the Table we list total birthrate and current number of helium stars in the Galaxy, found if assumptions described in Sect. 2 are applied. The dominant constituents of the population of helium stars are binaries with companions – main-sequence stars and with carbon-oxygen white dwarfs. The number of the objects of the third main group – single stars – depends on the assumptions on the minimum mass necessary for He-ignition in the merger product of two helium white dwarfs: if this critical mass is reduced from  $M_{\text{He}}^{\text{min}} = 0.4 M_{\odot}$  to  $0.35 M_{\odot}$ , the number of single helium stars increases by approximately 8%. About 0.8% of all helium stars have neutron star companions. The number of such binaries may be overestimated by an order of magnitude (see, e. g., Lipunov et al. (1996); Lipunov et al. (1997); Portegies Zwart & Yungelson (1998); Lommen et al. (2005)), since in the present model we do not take into account the possibility that a nascent neutron star may get at birth a kick which may result in disruption of the system (see more detailed discussion in Paper II).

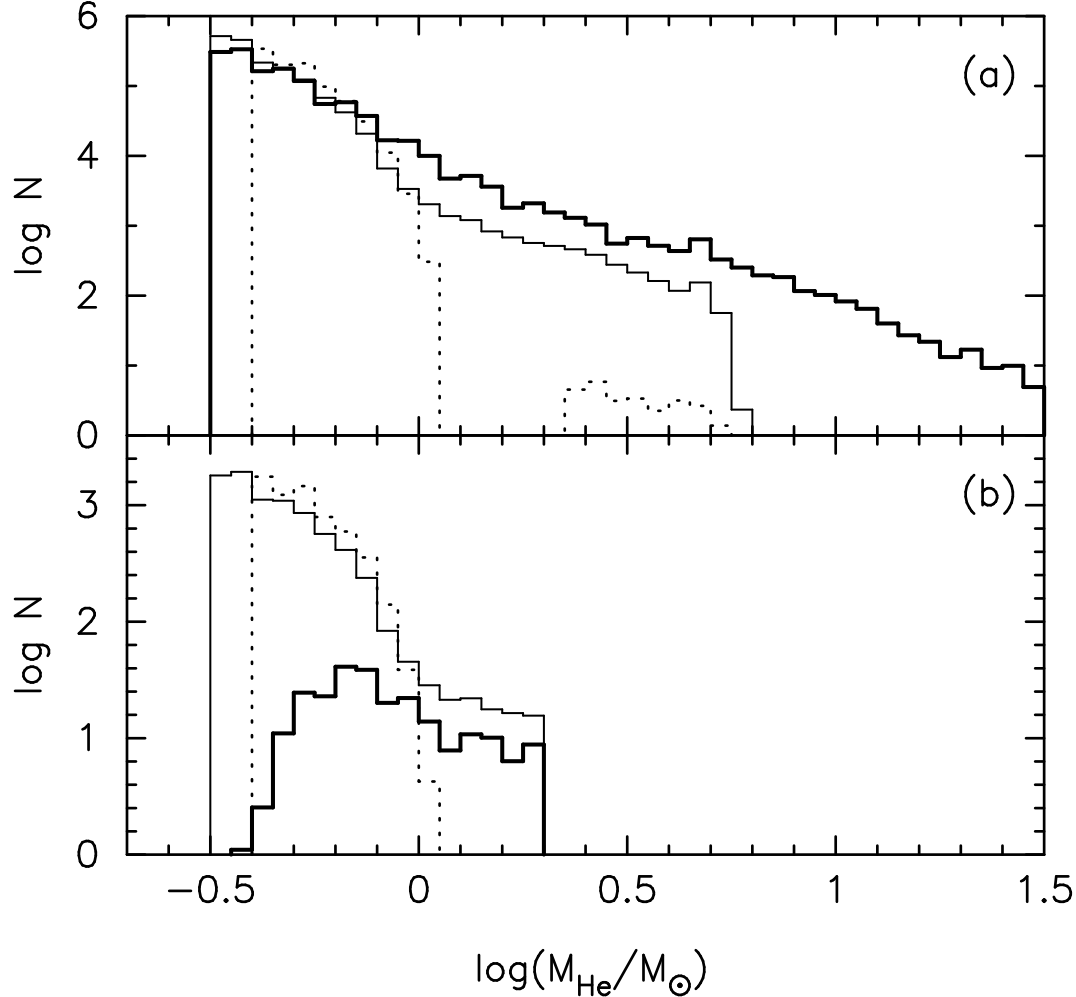


Figure 2: Distribution of helium stars over mass in the total sample (a) and in the sample limited by selection effects (b). Thick solid line shows helium stars with main-sequence companions, thin solid line – stars with white-dwarf companions, dotted line – single helium stars.

Total model Galactic birthrate of helium stars is  $0.043 \text{ yr}^{-1}$ , total number of helium stars is  $4 \times 10^6$ . The rate of binarity of helium stars is 76%. Since progenitors of helium stars descend from main-sequence stars of moderate and high mass, the semi-thickness of the Galactic disk for them may be taken equal to 200 pc (this agrees with empirical  $z$ -scale for helium subdwarfs (Heber, 1986; Downes, 1986; de Boer et al., 1995); then the volume of the disk component of the Galaxy is equal to  $2.8 \times 10^{11} \text{ pc}^3$ , while spatial density of helium stars is equal to  $1.4 \times 10^{-5} \text{ pc}^{-3}$ . The latter estimate is considerably higher than the observational estimates:  $2 \times 10^{-6} \text{ pc}^{-3}$  (Heber, 1986),  $4 \times 10^{-6} \text{ pc}^{-3}$  (Downes, 1986). However, as we shall show further, a considerable fraction of low-mass helium stars may be “lost” in observations due to selection effects.

In Fig. 2 we show the distribution of helium stars with different companions over mass (for the total population and for the subset limited by selection effects, see below). In all groups the mass of helium stars strongly concentrates to the minimum value ( $\simeq 0.4 M_{\odot}$ ). The main group of single objects consists of merger products of white dwarfs and white dwarfs and helium stars; very scarce single stars with mass from  $2.2$  to  $5.6 M_{\odot}$  are merger products of helium stars and helium dwarfs or former companions of binaries that were disrupted by supernovae explosions. In the systems with companions – helium dwarfs, the mass of helium stars is limited by  $\simeq 0.9 M_{\odot}$ . This maximum corresponds to the case of completely conservative first mass exchange and totally nonconservative second mass exchange, when Roche lobe is filled by initially less massive component of the system, i. e., to the following sequence of combinations of masses of companions:  $(M_1, M_2) = (2.8 M_{\odot}, 2.8 M_{\odot}) \rightarrow (0.4 M_{\odot}, 5.2 M_{\odot}) \rightarrow (0.4 M_{\odot}, 0.9 M_{\odot})$ . The upper limit of helium-star mass in the systems with CO- or ONe-companions is related to a similar scenario and to the upper limit to the mass of progenitors of white dwarfs:  $(M_1, M_2) = (11.4 M_{\odot}, 11.4 M_{\odot}) \rightarrow (1.35 M_{\odot}, 21.45 M_{\odot}) \rightarrow (1.35 M_{\odot}, 5.7 M_{\odot})$ . In the latter systems companion to the white dwarf explodes in the course of further evolution and disrupts the system.

In Fig. 3b we show the distribution of helium stars over orbital periods. The lower limit of orbital periods is determined by condition for the merger of components in the common envelope. For the systems

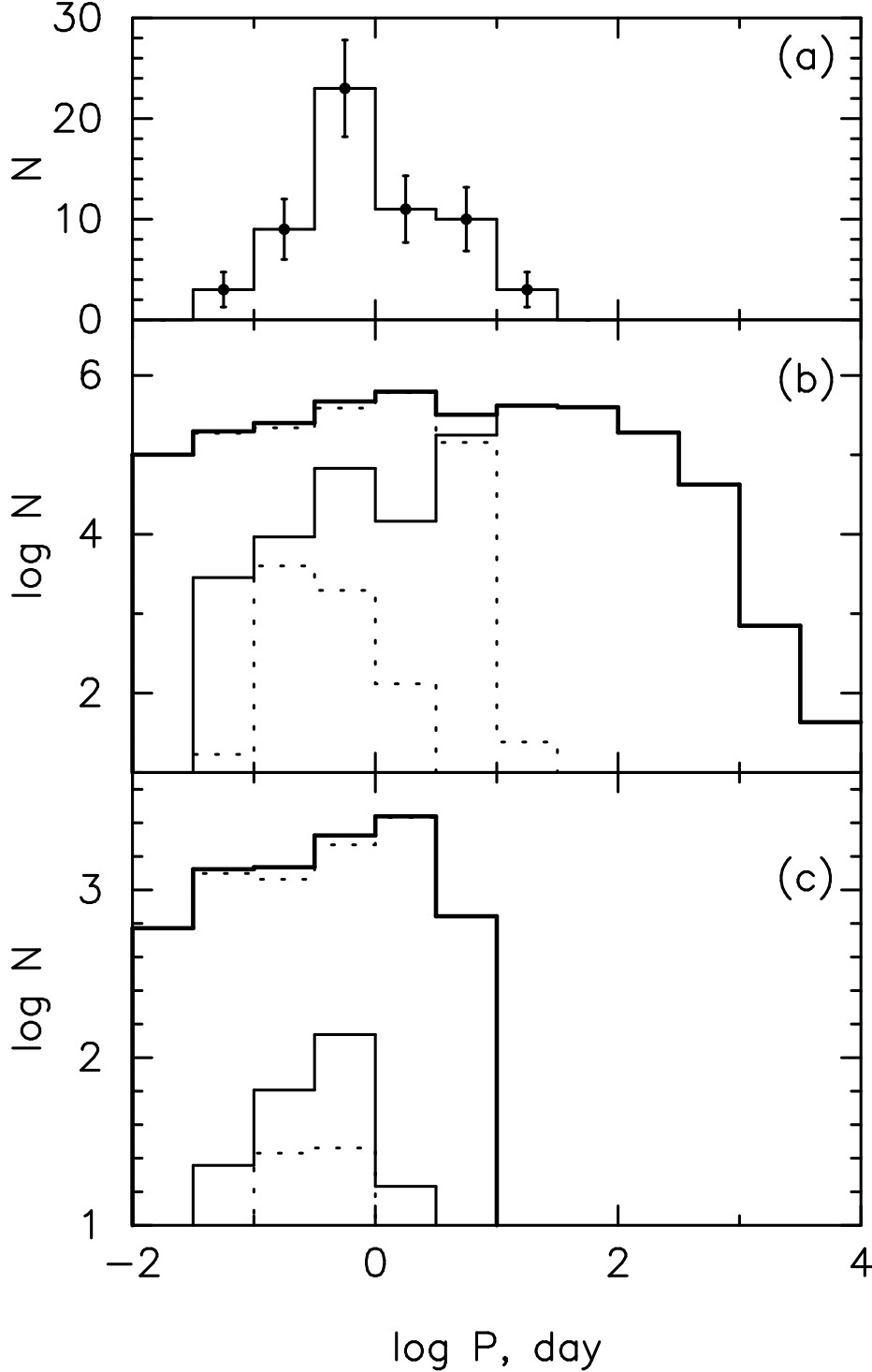


Figure 3: Distribution of helium stars over orbital periods. (a) – observed subdwarfs (L. Morales-Rueda, priv. comm.), (b) – model sample for total population. Upper thick line shows the summary distribution, thin solid, upper and lower dashed lines show the input of stars with main-sequence, white-dwarf companions and helium secondaries into total population. (c) – distribution over periods in the sample limited by selection effects; the meaning of the lines is like in panel (b).

with companions – main-sequence stars the upper limit of the periods is the maximum period that can be attained in the process of conservative mass exchange. For the systems with white-dwarf companions the upper limit of the periods is determined by reduction of orbital separations in the common envelopes. There are systems with  $P_{orb} \sim 0.01$  day in the model sample. The shortest orbital period of the known observed systems is  $P = 0.073$  day (PG1017-086). Existence of model systems with shorter orbital periods may be due to the fact that, in the population synthesis code in the formal procedure that checks whether the merger of components in the common envelope is possible, the radius of a helium star with mass equal to the mass of the helium core of the donor is used, while a more realistic procedure has to employ much larger radius of

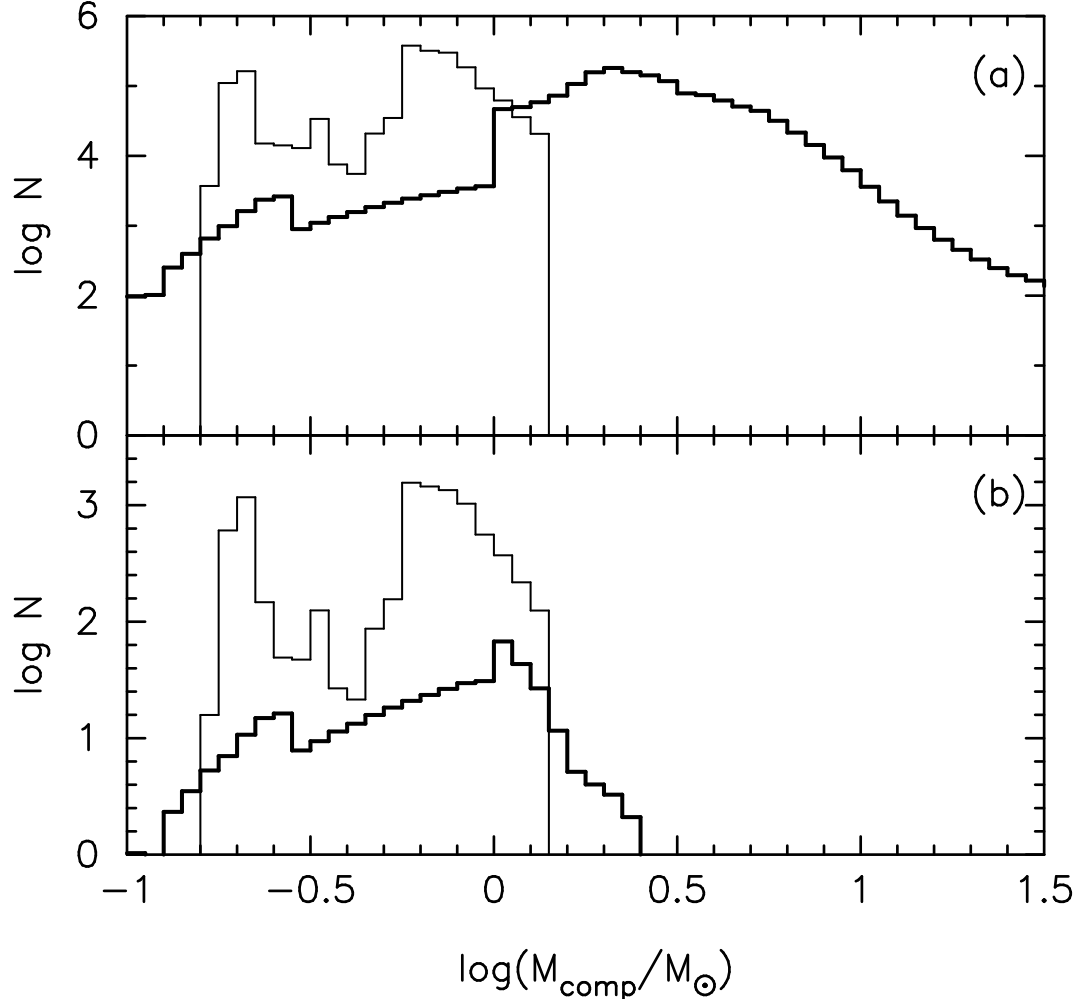


Figure 4: Distribution of companions to helium stars over mass. (a) – total model sample. Thick line – distribution of main-sequence companions, thin line – distribution of white-dwarf companions. (b) – model sample limited by selection effects; the meaning of the lines is like in panel (b).

the inert helium core itself. It is also possible that the common envelope parameter  $\alpha_{ce}$  is somewhat larger than we assume. Another reason may be underestimate of the radii of helium stars that depend on the mass of hydrogen envelopes. Thus, the shortest orbital period systems shown in Fig. 3 have, probably, to be classified as single helium stars. Then their number has to be lower than shown in the Figure, because of shorter lifetime of merger products of helium white dwarfs and helium stars.

The distribution of the companions to helium stars over mass is shown in Fig. 4a. Two discontinuities in the distribution for stars with main-sequence companions, occurring close to  $0.3M_{\odot}$  and  $1.0M_{\odot}$ , are due to the loss of mass and angular momentum by main-sequence stars with  $0.3 \lesssim M/M_{\odot} \lesssim 1.0$  via magnetically-coupled stellar wind. For some systems the lifetime to contact is sufficiently shorter than the lifetime of helium stars with mass  $\sim 0.4M_{\odot}$ . The upper limit of the range of mass of stars that produce magnetic stellar wind is still not known for certain. If this limit is raised to  $1.5M_{\odot}$ , the number of systems with main-sequence companions reduces by 10%, the discontinuity shifts to  $1.5M_{\odot}$  and becomes less pronounced.

The low-mass group of white dwarfs are helium ones, while the group of massive white dwarfs contains carbon-oxygen and oxygen-neon white dwarfs. Two groups of white dwarfs overlap on expense of low-mass ( $M \approx 0.35 - 0.40M_{\odot}$ ) hybrid CO-dwarfs; precursors of the latter are helium stars of the same mass.

### 3.2 Selection effects

In the  $\log T_{\text{eff}} - \log g$  diagram helium remnants of stars with thin hydrogen envelopes spend their whole core-helium burning time in the region occupied by subdwarfs, since they have  $\log T_{\text{eff}} = 4.4 - 4.5$  and  $\log g = 5.65 - 5.90$ . For comparison with observations, we have constructed a subset of model helium stars that is limited by stellar magnitude  $V = 16$ , since the main observational surveys of stars with UV-excess are limited by stellar magnitude  $B \approx 16$  (Green et al., 1986),  $B \approx 15.3$  (Downes, 1986). The survey of



white dwarfs SPY is limited by  $B \approx 16.5$ ; this catalog also contains a large number of hot subdwarfs due to the errors of spectral classification in the input catalog. Since our model is rather primitive and depends on a number of not very well restricted parameters, we neglected typical for helium subdwarfs small color excess  $B - V = -0.25 \pm 0.1$  (Heber, 1986; Aznar Cuadrado & Jeffery, 2002; Stark & Wade, 2003; Altmann et al., 2004). For the systems with main-sequence companions we applied, as an effect of observational selection, the condition  $V_{\text{He}} < V_{\text{MS}}$ . Using this rather rigid condition we get, in essence, the lower limit for the number of binaries where detection of companion by spectroscopic methods is possible. The sample limited by stellar magnitude contains only stars with mass lower than  $2 M_{\odot}$ , since for them only it appeared possible to construct the scale of bolometric corrections for  $V$ , using computations by Iben & Tutukov (1985). Interstellar absorption was set to  $1^m/6/\text{kpc}$  (Allen, 1976). For all binaries we have assumed that for their detection the semiamplitude of radial velocity has to be  $K_{\text{min}} \geq 30 \text{ km/s}$ ; this corresponds to the lower limit of  $K$  in known binaries with helium subdwarfs (Morales-Rueda et al., 2003).

At difference to Han et al. (2002, 2003), we did not exclude from consideration model systems with spectral type G and K main-sequence companions. Han et al. suggested that the objects with Ca II absorption line K that were rejected as the candidates to the catalog PG (Green et al., 1986), are, in reality, helium subdwarfs with F-, G-, and K-type main-sequence companions. However, a special analysis of rejected candidates (Wade et al., 2004) have shown that they really are low-metallicity sdF/sdG-subdwarfs, but not sdB/sdO-subdwarfs.

Since we were interested in *all* helium stars, we did not take into account so called “strip effect” – restriction of the model sample by stars that have  $\log g$  and  $\log T_{\text{eff}}$  values that are typical for core-helium burning model helium stars with thin hydrogen envelopes; in fact, some of the stars that are classified as hot subdwarfs are located outside that “strip” (see, e. g., Saffer et al. (1994); Lisker et al. (2005)).

The model sample of stars limited by selection effects contains 15210 objects (including systems with relativistic companions, see the Table). This number comprises  $\sim 0.4\%$  of all helium stars. The catalog PG (Green et al., 1986) that is limited by  $B \lesssim 16$  contains about 700 objects classified as helium subdwarfs that are distributed over the area of 10714 sq. deg. This corresponds to the total number of “observed” stars of about 2800. Having in mind all uncertainties of the model, rather simple account for selection effects, and misclassification in the PG catalog, we may consider the agreement in the numbers of stars in our model and in the catalog that is within factor  $\sim 5$  as satisfactory. The most uncertain parameters of the model are threshold mass of the progenitors of helium stars and the minimum mass for helium ignition in the single merger products of white dwarfs (that constitute about a quarter of total sample). Lowering of both these masses may improve agreement between the model and observations.

Distribution of model helium stars over mass in the sample limited by selection effects is shown in Fig. 2b. Reduction of the number of stars in the sample as compared to the total sample is caused, in the first instance, by reduction of the volume of space in which these stars might be observed (reduction factor  $\sim 150 - 200$ ). Since we exclude the systems that have main-sequence stars brighter than their companions, the number of helium stars with main-sequence companions further reduces by a factor  $\sim 20$ . As a result, in the sample limited by selection effects the rate of binarity reduces to 58%. Restriction of the sample by the semiamplitude of radial velocity that is necessary for discovery of binarity practically does not affect the number of stars in the sample.

Observational estimates of the binary fraction of helium subdwarfs depend on the sample of stars under study and on the strategy of observations, that determines the efficiency of detection of binaries. Thus, Maxted et al. (2001) estimate the binary fraction among sdB stars with periods from 0.03 to 10.0 day as  $69 \pm 9\%$ ; Napiwotzki et al. (2004a) give  $(42 - 45)\%$ , depending on assumptions on the real distribution over periods in the range of 0.03 to 30.0 day and masses of components; Saffer et al. (2001) estimate the upper limit of the fraction of single helium stars as 35%. The reasons for the discrepancy in the observational estimates of binary fraction among helium subdwarfs may be differences in the samples of stars that were studied (they could belong to the populations with different age and metallicity) and the differences in the observational methods. As it has been shown by Han et al. (2003), the fraction of binaries decreases with decrease of metallicity; the sample studied by Napiwotzki et al. (2004a), as admit the authors of publication, can contain a significant admixture of halo and thick disk stars. The model estimate of the binary fraction of “observed” helium stars agrees with the range of observational estimates.

Note that reduction of common envelope parameter  $\alpha_{\text{ce}}$  to 1 results in increase of mergers in common envelopes; this reduces the fraction of binaries among helium stars to 35%, in clear contradiction to observations.

In the total sample of model helium stars the fraction of binaries with main-sequence components is 38%; selection effects reduce the fraction of such systems to 3%; these binaries may have composite spectra. The presence of late-type companion may be evidenced by infrared excess. For instance, according to Stark & Wade (2003), the fraction of systems with unresolved late-type companion among hot subdwarfs

may be  $\sim (30 - 40)\%$ . This is close to their fraction in the total model sample. In some cases a main-sequence companion may be detected thanks to the reflection effect, caused by the heating by hot radiation of the subdwarf. But this effect may be noticeable only in the most close systems when companion is an M-type star or a brown dwarf (Maxted et al., 2002). Note however, that for some subdwarfs that have composite spectra which allow to estimate the parameters of companions, the masses of the latter appear to be confined to  $(0.8 - 1.2) M_{\odot}$  range (Aznar Cuadrado & Jeffery, 2002), i. e. they are close to the maximum of distribution in the sample limited by selection effects (Fig. 4b). The rest of subdwarfs that are classified as single ones may be really single or have white-dwarf companions.

While the total model population is dominated by helium stars with main-sequence companions, in the selection effects limited sample systems with white-dwarf companions start to dominate. The maximum of the distribution of helium stars over masses in total “limited” sample shifts to somewhat higher masses (into  $\log(M/M_{\odot}) = -0.40 \div -0.35$  range, see Fig. 2). This improves the agreement with the “canonical” mass of subdwarfs of  $0.5 M_{\odot}$ .

The distribution of 59 observed sdB/sdO subdwarfs with known orbital periods (Fig. 3a, the data from L. Morales-Rueda, priv. comm.) varies within factor  $\sim 2$  within the interval  $0.1 \leq P_{\text{orb}} \leq 10.0$  day. In the model “observed” sample the number of stars varies within the same factor in the period range  $0.3 \leq P_{\text{orb}} \leq 3.0$  day. Relative decrease of the number of model systems to short periods is comparable to the observed one. With increase of  $P_{\text{orb}}$  relative to the maximum of distribution, the number of stars in the model sample declines much faster than in the observed sample. There are no stars with  $P_{\text{orb}} > 10.0$  day in the latter sample. The last circumstance is possibly related to the fact that some stars which in our model form common envelopes in the first episode of mass exchange, in reality evolve stably to the longer periods (for instance, due to the loss of a part of their mass prior to the Roche lobe overflow or due to stabilization of mass-exchange via momentum loss (Han et al., 2000). This effect requires a test by computation of grids of evolutionary models.

Accumulation of long series of observations will, most probably, result in discovery of new subdwarfs with long orbital periods. However, it is necessary to have in mind that the efficiency of binarity detection declines with increase of  $P_{\text{orb}}$ : it exceeds 80% at  $P_{\text{orb}} \leq 10.0$  day, decreases to 50% at  $P_{\text{orb}} \sim 20.0 - 30.0$  day (Maxted et al., 2001; Napiwotzki et al., 2004a), and then rapidly declines to 0. One would expect that observations with high spectral resolution would result in detection of subdwarfs with relatively long orbital periods. But, for instance, among nine stars detected in SPY survey, seven have  $P \lesssim 1.0$  day, but only two –  $P_{\text{orb}} = 5.87$  and  $7.45$  day (Napiwotzki et al., 2004a).

### 3.3 Relations between parameters of binaries with nondegenerate helium components

In Fig. 5 we show the number distributions of binaries with helium components and different companions in the selection limited model sample in the “logarithm of the orbital period  $\log P_{\text{orb}}$  – logarithm of helium star mass  $\log M_{\text{He}}$ ” diagram. As we noted before, after taking observational selection into account, among “observed” helium-star binaries dominate the systems with companions – white dwarfs ( $\sim 90\%$ ). In these binaries the masses of helium stars have to be confined between minimum mass of  $0.35 M_{\odot}$  and  $0.5 M_{\odot}$ . In scarce systems with main-sequence components somewhat more massive helium stars may be observed, with masses up to  $(0.8 - 1.0) M_{\odot}$ .

Distributions of systems with different white dwarfs over periods differ: at  $P \lesssim 1.0$  day it is more probable to expect the presence of a helium white dwarf than that of a carbon-oxygen or an oxygen-neon one. Despite we know from observations only minima of the masses of white dwarf companions to helium stars, let note that only in 4 out of 12 known sdB+WD systems with  $P_{\text{orb}} \leq 1.0$  day we may exclude the presence of helium white dwarfs ( $M_{\text{WD}}^{\text{min}} \geq 0.4 M_{\odot}$ ). In two known systems with  $P_{\text{orb}} > 1.0$  day white dwarfs have to belong to carbon-oxygen/oxygen-neon family (see Table 5 in (Morales-Rueda et al., 2003)).

In Fig. 6 we show, for the same model sample limited by selection effects, the distributions of systems with helium stars and main-sequence or white-dwarf companions in the “logarithm of the orbital period  $\log P_{\text{orb}}$  – logarithm of companion mass  $\log M_2$ ” diagram. We plot in the Figure the masses of companions to helium stars known from observations, as well as the estimates of the lower limits to the masses of companions, if only mass function  $f_m$  is known:

$$f_m = \frac{M_2^3 \sin^3 i}{(M_1 + M_2)^2} = \frac{P_{\text{orb}} K_1^3}{2\pi G}.$$

We use the data on mass, semiamplitude of radial velocity ( $K_1$ ) and orbital period for 52 objects listed in (Morales-Rueda et al., 2003; Napiwotzki et al., 2004a) and unpublished data provided to us by L. Morales-Rueda. For the estimate of  $M_2^{\text{min}}$  we assumed that  $M_{\text{He}} = 0.5 M_{\odot}$ ,  $\sin i = 1$ . Assumption of  $M_{\text{He}} = 0.35 M_{\odot}$

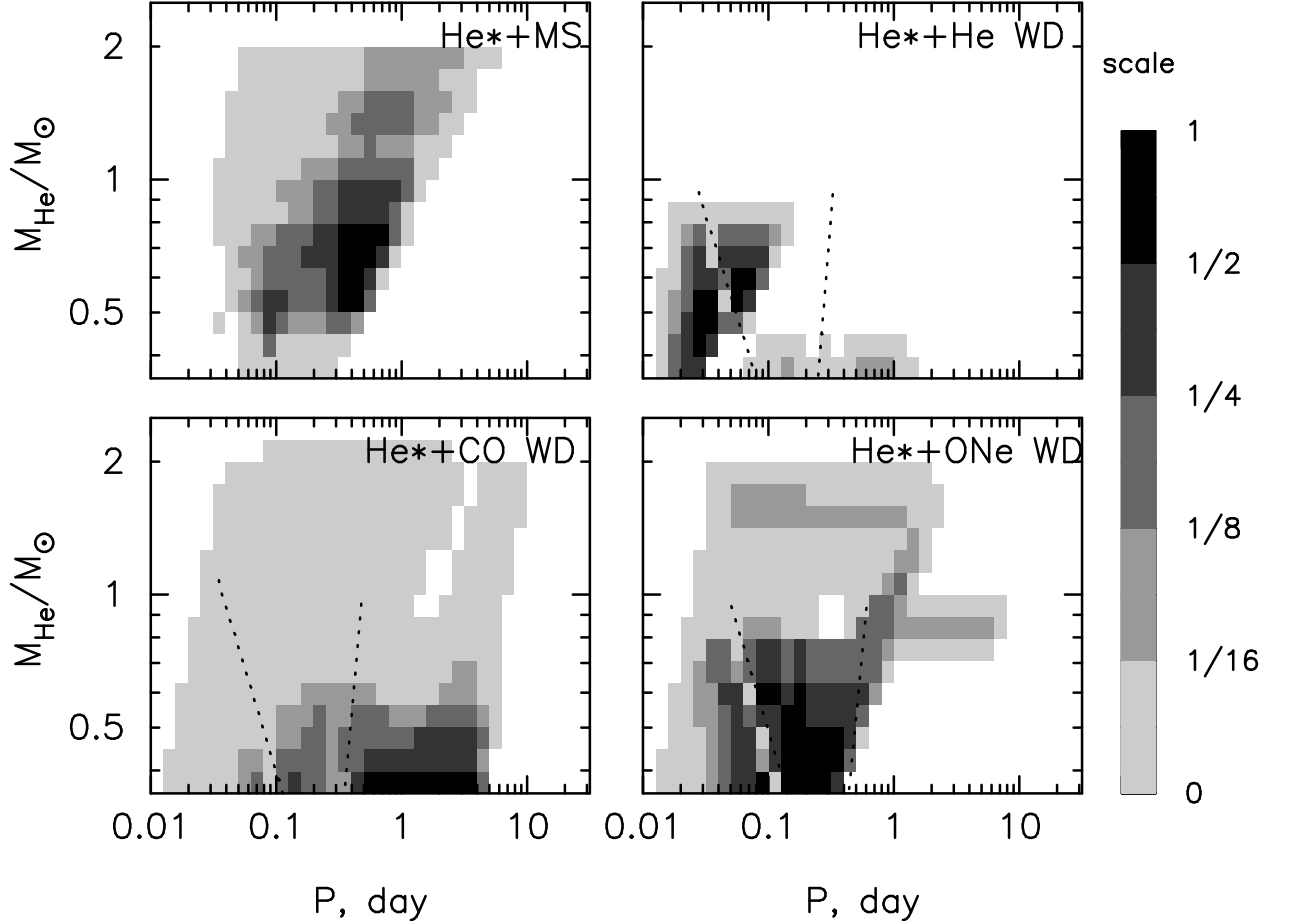


Figure 5: Relations between orbital periods and masses of helium stars – components of binary systems that have secondaries of different types. The sample limited by selection effects is shown. Five grades of gray-scale show the regions where the number density of systems is within  $1/2$  of the maximum of  $\frac{\partial^2 N}{\partial \log P \partial \log M}$ , or is confined to the ranges of  $1/4 - 1/2$ ,  $1/8 - 1/4$ ,  $1/16 - 1/8$ , and  $0 - 1/16$  of the maximum. Each panel is scaled separately. In the blank regions of the diagram systems with white dwarfs are absent. In the panels for binaries with white-dwarf companions, the systems that have at birth orbital periods shorter than those marked by the left dotted line merge in the lifetime of helium stars. Systems that have periods at birth shorter than the ones marked by right dotted line merge in less than Hubble time.

only weakly influences location of stars in Fig. 6. Variation of orbital inclination from  $90^\circ$  to the most probable one  $\sim 60^\circ$  increases  $M_2$  by a factor close to 2. In order to shift all observed objects in Fig. 6 in the region populated by model systems, it is necessary, as a rule, to assign to observed systems quite probable orbital inclination angles of  $20^\circ - 30^\circ$ .

Several binary sdB stars with M-type companions were discovered due to the eclipses or reflection effect in the most close systems with  $P \lesssim 0.25$  day. As we noted above, companions with mass of  $1 \pm 0.2 M_\odot$  are suspected in some systems with composite spectra, but among systems with known orbital periods they are absent.

Since the number of model stars with white-dwarf companions is by a factor close to 200 higher than the number of systems with main-sequence companions, one may expect that the overwhelming majority of the new identified and discovered companions to helium subdwarfs will be carbon-oxygen or helium white dwarfs. As we mentioned above, the deficit of long-period model binaries may be related to the underestimate of the fraction of binaries with the stable first mass exchange.

In the subsample of helium stars limited by observational selection, about 30% of stars are single. The mass spectrum of these stars is slightly shifted to larger periods, as compared to the spectrum of binary subdwarfs (Fig. 2). These stars may be probably related to the sdB/sdO subdwarfs that have atmospheres enriched in He and that are slightly hotter than sdB subdwarfs with hydrogen-rich atmospheres. Location of these stars in the  $\log T_{\text{eff}} - \log g$  diagram is more similar to the tracks of merger products of helium dwarfs than to the tracks of single low-mass stars with helium cores and thin hydrogen envelopes (Ahmad & Jeffery, 2003). Let note, that the only sample of 23 sdO-stars that was systematically explored for binarity, contains only one binary star (Napiwotzki et al., 2004a)! Special study of binarity detection probability by

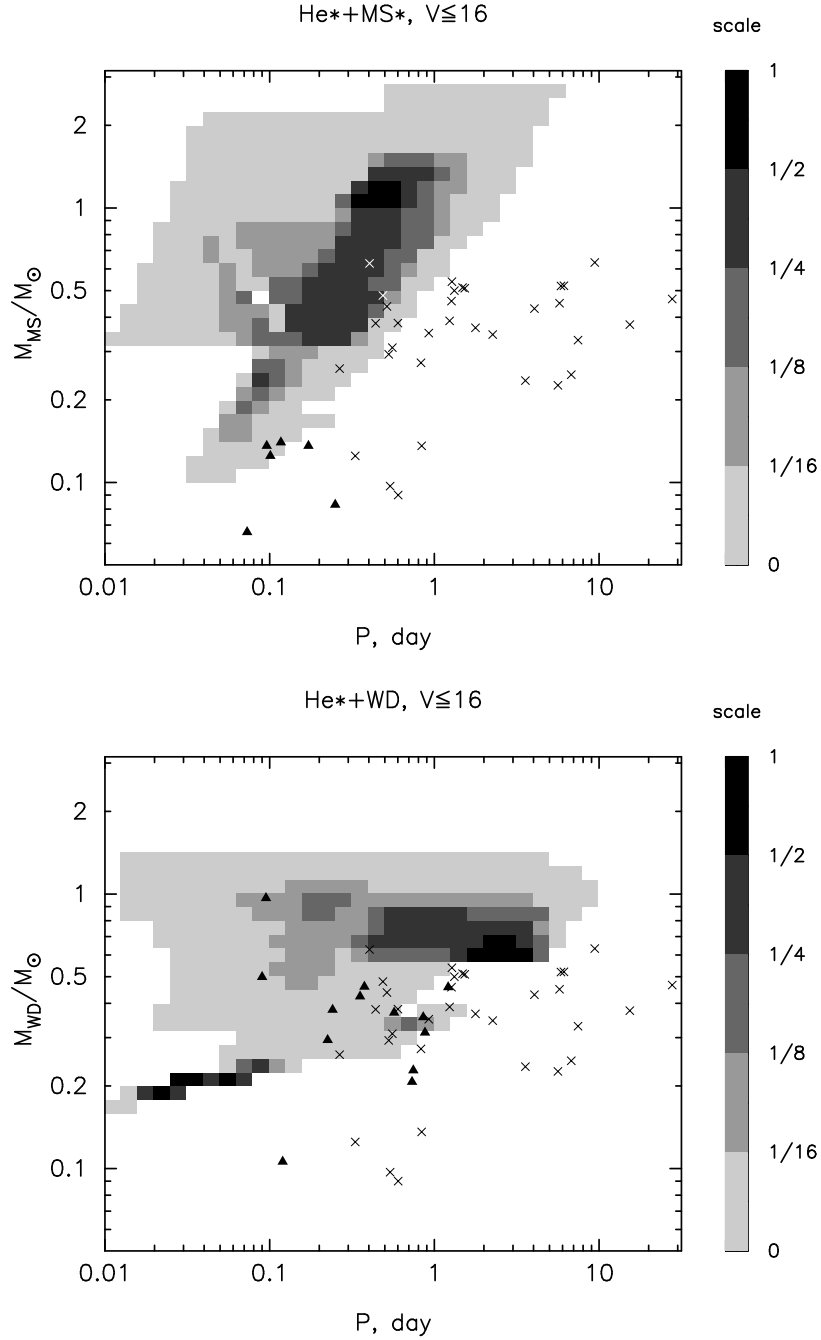


Figure 6: Relation between orbital periods of binaries and masses of companions to helium stars – main-sequence stars and white dwarfs. The gray-scale is similar to that in Fig. 5. In the upper panel triangles show known masses of main-sequence companions or their lower limits, in the lower panel triangles show masses or lower limits to mass of known white-dwarf companions. In both panels the crosses show lower limits to the mass of unknown type companions.

Napiwotzki et al. (2004a) have shown, that the binary fraction in this sample is really close to only 5%.

### 3.4 Final stages of the evolution of close binary stars with low-mass helium components

As we noted above, in the closest systems with helium components the latter may fill their Roche-lobes before helium exhaustion in their core, because of the loss of systemic angular momentum via gravitational wave radiation. Respective limits of orbital periods are plotted in Fig. 5 for the typical mass of white dwarfs  $M_{\text{He}} = 0.2 M_{\odot}$ ,  $M_{\text{CO}} = 0.6 M_{\odot}$ ,  $M_{\text{ONe}} = 1.3 M_{\odot}$ . If conditions for stable mass loss are fulfilled, AM CVn systems arise (Tutukov & Yungelson, 1996; Nelemans et al., 2001). The birthrate of such systems in our model is  $\simeq 5 \times 10^{-4} \text{ yr}^{-1}$ . Rather similar estimate ( $\simeq 3 \times 10^{-4} \text{ yr}^{-1}$ ) was obtained in Nelemans et al. (2004) for somewhat different assumptions on star formation history and stellar evolution, but with the same Eq. (5) for description of mass exchange in the systems of main-sequence stars with comparable masses of components. Evolution of AM CVn stars and their observed features are considered in detail by Tutukov & Yungelson (1996); Nelemans et al. (2001); Nelemans et al. (2004). If conditions for stable mass exchange are not fulfilled, the merger of helium stars with carbon-oxygen or oxygen-neon white dwarfs possibly results in formation of R CrB stars (Iben et al., 1996).

After helium exhaustion in their cores, helium stars with mass  $\lesssim 0.8 M_{\odot}$  turn into carbon-oxygen or oxygen-neon white dwarfs of the same mass almost without any expansion. In this way close binary white dwarfs are formed (another scenario leads to formation of close binary white dwarfs through case C of mass exchange). If binary white dwarfs have short enough orbital periods, they may merge due to the angular momentum loss via radiation of gravitational waves in less than Hubble time. Respective limiting periods are shown in Fig. 5. Currently (March 2005) the data on orbital periods of 19 close binary white dwarfs is published. Six of these systems (see, e. g., Napiwotzki et al. (2004b) and Table 11 in Morales-Rueda et al. (2005)) have periods short enough for merger in Hubble time and one of these systems has total mass larger than the Chandrasekhar one. If both of components of this system are carbon-oxygen white dwarfs, it may occur to be a precursor of type Ia supernova (Tutukov & Yungelson, 1981; Iben & Tutukov, 1984; Webbink, 1984). The merger of carbon-oxygen and helium white dwarfs, most probably, results not in SN Ia, but in “helium Novae” (Ergma et al., 2001; Yoon & Langer, 2004) or in formation of R CrB stars (Iben et al., 1996). Note, that our model predicts the rate of merger of carbon-oxygen white dwarfs with super-Chandrasekhar total mass equal to 0.0013 per yr, slightly lower than the prediction for the Galactic rate of SN Ia equal to  $\nu_{\text{SNIa}} = (0.004 \pm 0.002) \text{ per yr}$  (Cappellaro et al., 1999; Cappellaro, 2001) (based on the assumption that Milky Way has  $\nu_{\text{SNIa}}$  equal to the average one for the galaxies of the same morphological type Sb-Sbc and blue luminosity  $L_B = 2.3 \times 10^{10} L_{B,\odot}$ ). Theoretical and observational estimates of  $\nu_{\text{SNIa}}$  may be brought to a better agreement by reduction of  $\alpha_{ce}$  in Eq. (6) (Tutukov & Yungelson, 2002). Of course, it is quite possible that the merger of white dwarfs is not the only mechanism for SNe Ia (see, e. g., Yungelson (2005)); the numerical relation between different scenarios of evolution that may potentially lead to SNe Ia is still a function of numerous parameters of the population synthesis. Note however, that our trial computations have shown that reduction of  $\alpha_{ce}$  shifts the maximum of the distribution of double helium stars to too low, as compared to observations, orbital periods (Fig. 3). The situation will become more clear when sufficient data on close binary helium stars and white dwarfs will be accumulated.

## 4 Conclusion

We have modeled population of low-mass helium stars in the Galaxy under assumption that all of them are formed in close binary stars. We got estimates of their birthrate  $-0.043 \text{ yr}^{-1}$ , total number  $-4 \times 10^6$ , and binarity fraction  $-76\%$ . These estimates are in a good agreement with our analytical estimates (Tutukov & Yungelson, 1990) and with estimates by Han et al. (2003) that are also obtained by means of population synthesis.

Low-mass helium stars are identified with observed sdB/sdO subdwarfs. The study of observational selection effects shows that the dominant factor in the formation of the observed ensemble of sdB/sdO stars is the fact that observed samples are limited by relatively bright stellar magnitude ( $V \lesssim 16$ ). The number of helium stars with main-sequence companions available for observations is additionally limited by the circumstance that majority of subdwarfs are by far brighter than their companions. All this reduces the binarity rate in the model observed sample to 58%; the latter value agrees with observations. According to our computations, in the observed population of binary helium subdwarfs overwhelming majority of companions to helium stars are carbon-oxygen or helium white dwarfs.

In our model, single low-mass helium stars are, predominantly, merger products of helium white dwarfs. Since merge mainly low-mass dwarfs, single helium subdwarfs have masses close to those of components of binaries. It is possible, that a fraction of merger products may be identified with sdO subdwarfs that, according to existing rather scarce data, have a very low binarity rate.

It is assumed in our model that all stars are formed in binaries, but despite this we are able to explain,

quite naturally, the formation of helium stars by the evolution in *close* binaries. As well, we can explain the binarity rate of low-mass helium stars. On the other hand, Saffer et al. (2001), based on observations of radial velocities of subdwarfs, separate them into three groups. In the spectra of stars belonging to the first group the features of companions are absent and radial velocities of these stars are virtually constant. In the spectra of stars in the second group the features of companions are also absent, but variability of radial velocities indicates orbital periods  $\sim 1.0$  day. In the spectra of the third group stars the features of cold companions are present. The percentage of stars belonging to these three groups is 35, 45, and 20%. The following phenomenological interpretation is suggested (Saffer et al., 2001; Green et al., 2001). The stars of the first group are intrinsically single objects that lost a part of their mass not long before helium ignition in their cores (see scenario suggested by D’Cruz et al. (1996)). The stars in the second group are binaries that passed through the common envelope and have invisible companions – M-type stars or white dwarfs. In the third group there are stars that passed through the stage of stable mass exchange in the red giants stage. If the model suggested by Saffer et al. (2001); Green et al. (2001) will get additional confirmation, for instance, distributions of stars over orbital periods will be found, companion masses will be estimated, selection effects that define the ratio between different groups of stars will be established, then our model for the population of low-mass helium stars and the analysis of selection effects that form observed sample of stars would require certain revision.

The authors acknowledge L. Morales-Rueda for providing a compilation of known orbital periods of subdwarfs and unpublished data. We are indebted to R. Napiwotzki, G. Nelemans, for useful remarks and to E. Green for providing electronic files of papers otherwise unavailable in Russia. This study was partially supported by Russian Foundation for Basic Research grant (project code 03-02-16254), the program of the Section of General Physics and Astronomy of the Russian Academy of Sciences “Extended Objects in the Universe”, “Leading Russian Science Schools Support Program” (project code HIII-162.2003.2), and by the grant “Non-stationary Processes in the Universe”.

## References

- Ahmad, A. & Jeffery, C. S. 2003, *Astron. and Astrophys.*, 402, 335
- Allen, C. W. 1976, *Astrophysical Quantities* (London: Athlone)
- Altmann, M., Edelmann, H., & de Boer, K. S. 2004, *Astron. and Astrophys.*, 414, 181
- Aznar Cuadrado, R. & Jeffery, C. S. 2002, *Astron. and Astrophys.*, 385, 131
- Brassard, P., Fontaine, G., Billères, M., Charpinet, S., Liebert, J., & Saffer, R. A. 2001, *ApJ*, 563, 1013
- Cappellaro, E. 2001, *Memorie della Societa Astronomica Italiana*, 72, 863
- Cappellaro, E., Evans, R., & Turatto, M. 1999, *Astron. and Astrophys.*, 351, 459
- Conti, P. S. 1979, in *IAU Symp. 83: Mass Loss and Evolution of O-Type Stars*, 431–443
- Cox, J. P. & Salpeter, E. E. 1961, *ApJ*, 133, 764
- D’Cruz, N. L., Dorman, B., Rood, R. T., & O’Connell, R. W. 1996, *Astrophys.J.*, 466, 359
- de Boer, K. S., Geffert, M., Odenkirchen, M., Schmidt, J. H. K., Theissen, A., Cohn, J., Ducourant, C., & Lecampion, J.-F. 1995, in *IAU Symp. 164: Stellar Populations*, 393
- Downes, R. A. 1986, *ApJS*, 61, 569
- Drechsel, H., Heber, U., Napiwotzki, R., Østensen, R., Solheim, J.-E., Johannessen, F., Schuh, S. L., Deetjen, J., & Zola, S. 2001, *A&A*, 379, 893
- Ergma, E., Fedorova, A. V., & Yungelson, L. R. 2001, *A&A*, 376, L9
- Fadeyev, Y. A. & Novikova, M. F. 2003, *Astronomy Letters*, 29, 522
- Green, E. M., Liebert, J., & Saffer, R. A. 2001, in *ASP. Conf. Ser.*, Vol. 226, 192
- Green, R. F., Schmidt, M., & Liebert, J. 1986, *ApJS*, 61, 305
- Han, Z., Podsiadlowski, P., Maxted, P. F. L., & Marsh, T. R. 2003, *Monthly Not. Roy. Astron. Soc.*, 341, 669

- Han, Z., Podsiadlowski, P., Maxted, P. F. L., Marsh, T. R., & Ivanova, N. 2002, *Monthly Not. Roy. Astron. Soc.*, 336, 449
- Han, Z., Tout, C. A., & Eggleton, P. P. 2000, *Monthly Not. Roy. Astron. Soc.*, 319, 215
- Heber, U. 1986, *A&A*, 155, 33
- Heber, U., Drechsel, H., Østensen, R., Karl, C., Napiwotzki, R., Altmann, M., Cordes, O., Solheim, J.-E., Voss, B., Koester, D., & Folkes, S. 2004, *A&A*, 420, 251
- Heber, U., Edelmann, H., Lisker, T., & Napiwotzki, R. 2003a, *A&A*, 411, L477
- Heber, U., Maxted, P. F. L., Marsh, T. R., Knigge, C., & Drew, J. E. 2003b, in *ASP Conf. Ser.*, Vol. 288, 251
- Iben, I. 1990, *Astrophys.J.*, 353, 215
- Iben, I. & Tutukov, A. V. 1985, *ApJS*, 58, 661
- Iben, I. J. & Tutukov, A. V. 1984, *Astrophys.J.Suppl.Ser.*, 54, 331
- Iben, I. J., Tutukov, A. V., & Yungelson, L. R. 1996, *ApJ*, 456, 750
- Kippenhahn, R. & Weigert, A. 1967, *ZsAp*, 65, 251
- Kraicheva, Z. T., Popova, E. I., Tutukov, A. V., & Yungelson, L. R. 1981, *Soviet Astronomy Letters*, 7, 269
- . 1985, *Astrofizika*, 22, 105
- . 1989, *Astrofizika*, 30, 524
- Lipunov, V. M., Postnov, K. A., & Prokhorov, M. E. 1996, *Astron. and. Astrophys.*, 310, 489
- Lipunov, V. M., Postnov, K. A., & Prokhorov, M. E. 1997, *Monthly Not. Roy. Astron. Soc.*, 288, 245
- Lisker, T., Heber, U., Napiwotzki, R., Christlieb, N., Han, Z., Homeier, D., & Reimers, D. 2005, *A&A*, 430, 223
- Lommen, D., Yungelson, L. R., van den Heuvel, E. P. J., Nelemans, G., & Portegies Zwart, S. F. 2005, *Astron. and Astrophys.*, in press
- Maxted, P. F. L., Heber, U., Marsh, T. R., & North, R. C. 2001, *MNRAS*, 326, 1391
- Maxted, P. F. L., Marsh, T. R., Heber, U., Morales-Rueda, L., North, R. C., & Lawson, W. A. 2002, *MNRAS*, 333, 231
- Morales-Rueda, L., Marsh, T. R., Maxted, P. F. L., Nelemans, G., Karl, C., Napiwotzki, R., & Moran, C. K. J. 2005, *MNRAS*, 305
- Morales-Rueda, L., Maxted, P. F. L., Marsh, T. R., North, R. C., & Heber, U. 2003, *MNRAS*, 338, 752
- Napiwotzki, R., , C. A., Lisker, T., Heber, U., Christlieb, N., Reimers, D., Nelemans, G., & Homeier, D. 2004a, *Ap&SS*, 291, 321
- Napiwotzki, R., Yungelson, L., Nelemans, G., Marsh, T. R., Leibundgut, B., Renzini, R., Homeier, D., Koester, D., Moehler, S., Christlieb, N., Reimers, D., Drechsel, H., Heber, U., Karl, C., & Pauli, E.-M. 2004b, in *ASP Conf. Ser. 318: Spectroscopically and Spatially Resolving the Components of the Close Binary Stars*, 402–410
- Nelemans, G., Portegies Zwart, S. F., Verbunt, F., & Yungelson, L. R. 2001, *Astron. and Astrophys.*, 368, 939
- Nelemans, G. & Tout, C. A. 2005, *MNRAS*, 356, 753
- Nelemans, G. & van den Heuvel, E. P. J. 2001, *A&A*, 376, 950
- Nelemans, G., Verbunt, F., Yungelson, L. R., & Portegies Zwart, S. F. 2000, *Astron. and. Astrophys.*, 360, 1011
- Nelemans, G., Yungelson, L. R., & Portegies Zwart, S. F. 2004, *MNRAS*, 349, 181
- Nugis, T. & Lamers, H. J. G. L. M. 2000, *Astron. and. Astrophys.*, 360, 227

- Paczyński, B. 1967, *acta*, 17, 355
- Popova, E. I., Tutukov, A. V., & Yungelson, L. R. 1982, *Astrophys. and Space Sci.*, 88, 55
- Portegies Zwart, S. F. & Yungelson, L. R. 1998, *Astron. and. Astrophys.*, 332, 173
- Pringle, J. E. & Webbink, R. F. 1975, *Monthly Not. Roy. Astron. Soc.*, 172, 493
- Rauw, G., Crowther, P. A., de Becker, M., Gosset, E., Nazé, Y., Sana, H., van der Hucht, K. A., Vreux, J.-M., & Williams, P. M. 2005, *A&A*, 432, 985
- Rauw, G., De Becker, M., Nazé, Y., Crowther, P. A., Gosset, E., Sana, H., van der Hucht, K. A., Vreux, J.-M., & Williams, P. M. 2004, *A&A*, 420, L9
- Reed, M. D., Kawaler, S. D., Zola, S., Jiang, X. J., Dreizler, S., Schuh, S. L., Deetjen, J. L., Kalytis, R., Meistas, E., Janulis, R., Ališauskas, D., Krzesiński, J., Vuckovic, M., Moskalik, P., Ogłóza, W., Baran, A., Stachowski, G., Kurtz, D. W., González Pérez, J. M., Mukadam, A., Watson, T. K., Koen, C., Bradley, P. A., Cunha, M. S., Kilic, M., Klumpe, E. W., Carlton, R. F., Handler, G., Kilkenny, D., Riddle, R., Dolez, N., Vauclair, G., Chevreton, M., Wood, M. A., Grauer, A., Bromage, G., Solheim, J. E., Østensen, R., Ulla, A., Burleigh, M., Good, S., Hürkal, Ö., Anderson, R., & Pakstiene, E. 2004, *MNRAS*, 348, 1164
- Saffer, R. A., Bergeron, P., Koester, D., & Liebert, J. 1994, *ApJ*, 432, 351
- Saffer, R. A., Green, E. M., & Bowers, T. 2001, in *ASP Conf. Ser.*, Vol. 226, 408
- Saio, H. & Jeffery, C. S. 2000, *Monthly Not. Roy. Astron. Soc.*, 313, 671
- Stark, M. A. & Wade, R. A. 2003, *AJ*, 126, 1455
- Tutukov, A. & Yungelson, L. 1973, *Nauchnyje Informatsii*, 27, 70
- . 1981, *Nauchn. Informatsii*, 49, 3
- Tutukov, A. V., Fedorova, A. V., & Yungelson, L. R. 1982, *SvAL*, 8, 365
- Tutukov, A. V. & Yungelson, L. R. 1979a, in *Mass loss and evolution of O-type stars*, ed. C. de Loore & P. S. Conti (Dordrecht: Reidel), 401
- Tutukov, A. V. & Yungelson, L. R. 1979b, *Acta Astronomica*, 29, 665
- Tutukov, A. V. & Yungelson, L. R. 1990, *Sov. Astron.*, 34, 57
- Tutukov, A. V. & Yungelson, L. R. 1996, *Monthly Not. Roy. Astron. Soc.*, 280, 1035
- Tutukov, A. V. & Yungelson, L. R. 2002, *Astronomy Reports*, 46, 667
- Tytukov, A. & Yungelson, L. 1973, *Nauchn. Informatsii*, 27, 3
- Vanbeveren, D. 1991, *Space Science Reviews*, 56, 249
- Vereshchagin, S., Tutukov, A., Yungelson, L., Kraicheva, Z., & Popova, E. 1988, *Astrophys. and Space Sci.*, 142, 245
- Vink, J. S. 2004, *Ap&SS*, 291, 239
- Wade, R. A., Stark, M. A., & Green, R. F. 2004, *astro-ph/0410287*
- Webbink, R. F. 1984, *Astrophys.J.*, 277, 355
- Yoon, S.-C. & Langer, N. 2004, *Astron. and Astrophys.*, 419, 645
- Yungelson, L. 2005, in *White Dwarfs: Galactic and Cosmological Probes*, ed. E. Sion, S. H.L., & S. Vennes (Kluwer Academic Publishers), *astro-ph/0409677*