

Studies of Systematic Uncertainties in the HiRes-II Measurement of the UHECR Spectrum.

A. Zech, for the HiRes Collaboration

LPNHE, Université de Paris VI, 4 place Jussieu, F 75252 Paris Cedex 05, France

Presenter: A. Zech (aszech@lpnhep.in2p3.fr), fra-zech-A-abs1-he14-poster

We present studies of systematic uncertainties in the measurement of the ultra-high energy cosmic ray (UHECR) spectrum with the FADC detector of the High Resolution Fly’s Eye experiment (HiRes-II). One source of uncertainties lies in the simulation of the energy dependent aperture of the air fluorescence detector. We study the impact of changes in the energy spectrum and composition that are used as input to the aperture simulation. We also compare aperture estimates for two different hadronic interaction models - QGSJet and SIBYLL. Systematic uncertainties may further be introduced by the modeling of the aerosol component of the atmosphere. We have repeated the HiRes-II monocular analysis using an atmospheric database with hourly entries instead of our measurement of the average aerosol content. We will discuss changes in reconstructed energies and in the resulting spectrum.

1. Introduction

The two HiRes detectors measure the flux of cosmic rays from $\sim 10^{17}$ eV up to the highest energies by observing the cascades of secondary charged particles generated in the atmosphere. Nitrogen molecules in the path of the particle “shower” are excited and emit fluorescence photons in the UV range, which can be detected with photomultiplier tubes.

The main systematic uncertainties that are introduced in the measurement of the ultra-high energy cosmic ray spectrum with the HiRes experiment have been reported in [1]. Including uncertainties in the phototube calibration, fluorescence yield, “missing energy” correction and aerosol concentration in the atmosphere, the total systematic uncertainty in the measured flux is 31% for each of the two monocular spectrum measurements.

For this paper, we have used the simulation and reconstruction programs of the HiRes-II monocular analysis to examine additional systematics that can affect the simulation of the HiRes aperture and the reconstructed energies. Since the aperture of an air fluorescence detector is a function of the energy of the observed cosmic rays, it has to be modeled very carefully with the help of detailed Monte Carlo (MC) simulations. We have considered the effects of varying the different assumptions that are adopted in our simulation programs. We have studied variations in the input energy spectrum and composition, the hadronic interaction models, and the description of the aerosol content of the atmosphere.

2. Input Energy Spectrum

The energy distribution measured by the detector is a convolution of the energy distribution of cosmic rays at their arrival on Earth with the detector response, i.e. the efficiency of the detector and its finite resolution. In the process of unfolding [2] the measured energy spectrum, we use realistic MC simulations of both the air shower development and the complete measurement process – including light generation and propagation, the optical, electronic and trigger system of the detector – to determine the aperture of the experiment as a function of the cosmic ray energy. It is important that the energy spectrum that is assumed as an input to the simulation programs is matched in shape to the measured spectrum. By doing so, one avoids a bias stemming from the

limited detector resolution. We have accounted for effects of finite energy resolution on the determination of the aperture by using an assumed input spectrum that resembles our measured spectrum.

3. Input Composition

In our standard analysis, we have generated libraries of air shower profiles, using the CORSIKA [5] and QGSJet [6] programs, at different energies, and for proton and iron primaries. The fractions of air showers initiated by proton and iron cosmic rays in our MC are determined from composition measurements by the *HiRes/MIA* and *HiRes* stereo experiments [3]. In a given energy bin, we calculate the fraction of proton showers by comparing the mean of the depths of the shower maxima (X_{max}) recorded in the data to the mean X_{max} predicted by the proton and iron showers in our library. The proton fraction depends therefore on the model used to simulate the library showers. However, the mean X_{max} of the simulated events is given by the *HiRes/MIA* and *HiRes* stereo data – independently of the models in use.

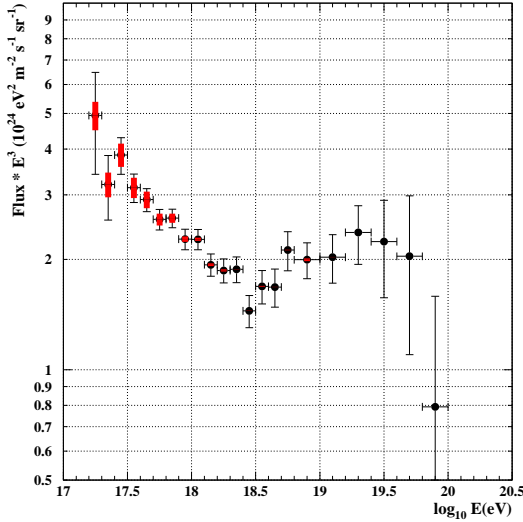


Figure 1. HiRes-II energy spectrum with systematic uncertainties (thick error bars) corresponding to a $\pm 5\%$ change in the proton fraction of the MC.

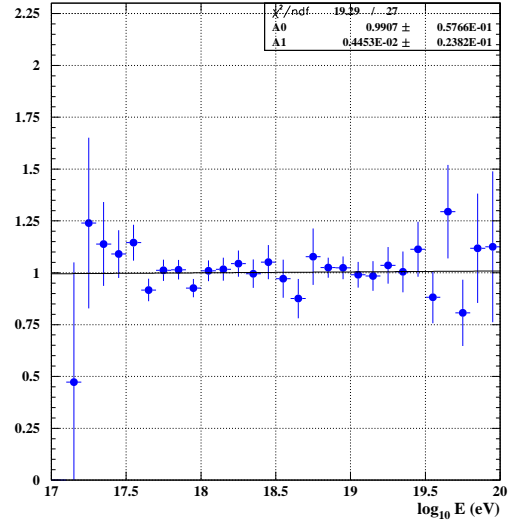


Figure 2. Ratio of the acceptances estimated using SIBYLL (numerator) and QGSJet (denominator). A line has been fitted to the ratio.

Due to the limited coverage in elevation angle of the HiRes detectors ($3^\circ - 31^\circ$ for HiRes-II), changing the composition of the cosmic ray flux in the simulation without changing the model of the shower generator can affect the simulated aperture. At the same energy, iron showers develop higher up in the atmosphere than proton showers (i.e. they have a smaller X_{max}), and thus are more likely to be above the elevation coverage of the detectors. Using the QGSJet model, we have calculated the effect that a change of the assumed proton fraction would have on the simulated aperture. A change in the proton fraction of $\pm 5\%$, which is the magnitude of the relevant uncertainties in the *HiRes/MIA* measurement, leads to systematic uncertainties smaller than the statistical uncertainties in the HiRes-II spectrum [4]. At energies above $\sim 10^{18}$ eV, where observed showers are on the average farther away from the detector, the effect becomes negligible (see Figure1).

4. Hadronic Interaction Models

The main uncertainty in the air shower simulations comes from our limited knowledge of the initial hadronic interactions, which take place at energies by far exceeding those that can be observed in the laboratory. In order to estimate the influence of those uncertainties on the simulation of the aperture, we have generated two libraries of air showers within the CORSIKA framework, using two different hadronic interaction models, QGSJet 1.0 and SIBYLL 2.1 [7]. Showers simulated with SIBYLL have on the average larger X_{max} values and slightly different elongation rates. Therefore, we had to re-calculate the proton fraction that corresponds to the *HiRes/MIA* and *HiRes* stereo data points, and adjust the input composition to contain a larger fraction of iron showers in the case of the simulation with SIBYLL. By adjusting the proton fraction for the different models, we guarantee that showers are generated at the same atmospheric depth, given by measurements.

The predictions for the “missing energy”, i.e. energy that does not contribute to the ionization of air molecules and remains invisible for HiRes, show another difference: SIBYLL predicts a roughly 2 % smaller “missing energy” fraction compared to QGSJet. We have taken this difference into account in the energy reconstruction of triggered MC events

We did not find any significant differences in our comparisons of data and MC events with the two MC sets. We have used the two MC sets to calculate a ratio of apertures, which gives us an estimate of the model dependent systematic uncertainties in our monocular spectrum measurement. As can be seen from Figure 2, there is no significant difference between the estimated apertures.

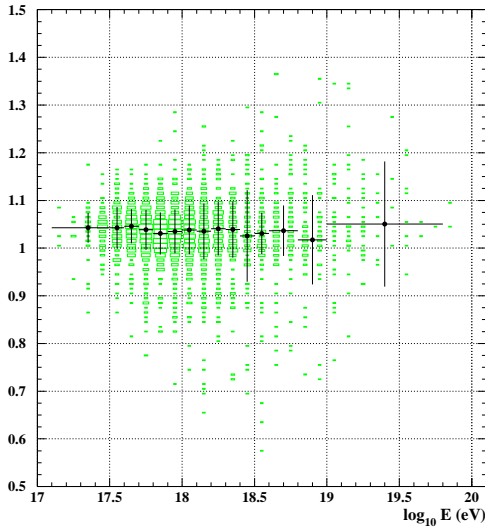


Figure 3. Ratio of event energies reconstructed with an average atmosphere (numerator) and with the atmospheric database (denominator) vs. event energy (with average atmosphere). The scatter of points is shown as well.

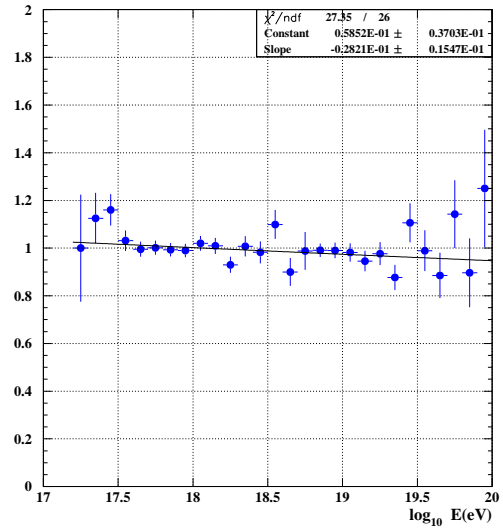


Figure 4. Ratio of acceptances for a MC set generated using an atmospheric database and reconstructed with the database (numerator) and an average atmosphere (denominator).

5. Atmospheric Database

For the monocular energy spectra published in [1], a measurement of the average vertical aerosol optical depth (VAOD) and attenuation length was used in our analysis to define the aerosol density of the atmosphere during the period of data acquisition. We have repeated the analysis of HiRes-II data using a database with hourly entries of the measured VAOD and attenuation length, instead of the average values.

Figure 3 shows the changes in the reconstructed energies that are introduced with the atmospheric database for data recorded by HiRes-II in 17 months between December 1999 and September 2001. Gaussian fits have been applied to the difference between the reconstructed values with and without database. The points represent the Gaussian means for different energy bins; the error bars are standard deviations. The energies reconstructed with database are on the average $\sim 4\%$ smaller. This is due to a slightly clearer atmosphere determined with an improved analysis method for the VAOD values that went into the database (see [8]). To calculate systematic effects on the spectrum, we have also simulated an aperture with use of the atmospheric database and compared it to the estimate using the average value. We have not found any significant differences in the apertures, as can be seen in Figure 4 [4].

6. Conclusions

None of the sources of possible systematic uncertainties we have studied here contribute significantly to our published estimate. We have seen that adjusting the input energy spectrum to the shape of the measured spectrum is an important step in the deconvolution of the cosmic ray spectrum. Our simulated aperture is sensitive to the assumed input composition for energies below $\sim 10^{18}$ eV. By using a measured composition as an input to our simulation programs, our analysis does not depend strongly on the assumed hadronic interaction model. For the 17 month period tested here, the description of the aerosol density using an hourly database does not cause any significant differences in the spectrum, when compared with an average atmosphere.

7. Acknowledgements

This work is supported by US NSF grants PHY-9321949, PHY-9322298, PHY-9904048, PHY-9974537, PHY-0098826, PHY-0140688, PHY-0245428, PHY-0305516, PHY-0307098, and by the DOE grant FG03-92ER40732. We gratefully acknowledge the contributions from the technical staffs of our home institutions. The cooperation of Colonels E. Fischer and G. Harter, the US Army, and the Dugway Proving Ground staff is greatly appreciated.

References

- [1] R.U. Abassi et al., Phys. Rev. Lett. 92 (2004) 151101
- [2] G.Cowan, Statistical Data Analysis, Oxford Science Publications (1998)
- [3] R.U. Abassi et al., Astrophys. J., 622 (2005) 910-926
- [4] Zech, A., Nucl. Phys. B (Proc. Suppl.) 136 (2004) 34-39
- [5] Heck, D., Knapp, J., Capdevielle, J.N., Schatz, G., Thouw, T., Report FZKA 6019 (1998), Forschungszentrum Karlsruhe; http://www-ik3.fzk.de/heck/corsika/physics_description/corsika_phys.html
- [6] Kalmykov, N.N., Ostapchenko, S.S., Pavlov, A.I. Nucl. Phys. B (Proc. Suppl.) 52B (1997) 17
- [7] Fletcher, R.S., Gaisser T.K., Lipari, P., Stanev, T., Phys. Rev. D50(1994) 5710
- [8] R. Abassi et al., submitted to Astroparticle Phys. J. (2005)