

NLTE Spectral Analysis of GW Vir Pulsators

E. Reiff,¹ D. Jahn,¹ T. Rauch,¹ K. Werner,¹ and J. W. Kruk²

¹*Institut für Astronomie und Astrophysik, Universität Tübingen,
Germany*

²*Department of Physics and Astronomy, The Johns Hopkins University,
Baltimore, USA*

Abstract. GW Vir variables are the pulsating members in the spectroscopic class of the PG 1159 stars. In order to understand the characteristic differences between pulsating and non-pulsating PG 1159 stars, we analyse FUSE spectra of eleven objects, of which six are pulsating, by means of state-of-the-art NLTE model atmospheres. The numerous metal lines in the FUV spectra of these stars allow a precise determination of the photospheric parameters. We present here preliminary results of our analysis.

1. Introduction

GW Vir variables belong to the spectroscopic class of the PG 1159 stars (Wesemael, Green & Liebert 1985), which is named after the prototype PG 1159–035. These objects are strongly hydrogen-deficient post-AGB stars which pass through the hottest stage of stellar evolution. Their effective temperatures range between 75 000 and 200 000 K, surface gravities vary from $\log g = 5.5 - 8.0$ [cm s^{-2}]. The so-called born-again scenario (a late thermal pulse which transferred these objects back to the AGB followed by a second post-AGB evolution, Iben et al. 1983) is mainly accepted as an explanation for the H-deficiency and can reproduce well the observed abundances. PG 1159 stars have spectra which are dominated by lines of He II, C IV, and O VI (Werner et al. 2004), their atmospheres show a typical surface composition of He:C:O = 33:50:17 by mass. Beside these main constituents there are several lines of trace elements, such as neon, nitrogen, silicon, sulfur, phosphorus, and fluorine (Reiff et al. 2005, Werner et al. 2005). Presently 37 PG 1159 stars are known, eleven of them proved to be pulsators. The pulsating members of the PG 1159 class are referred as GW Vir variables. They are non-radial g-mode pulsators with periods from 300 s up to 1000 s, in some cases exceeding even 2000 s (Nagel & Werner 2004). The favored excitation mechanism for the pulsations is the κ -mechanism associated with cyclic ionization of carbon and oxygen (Quirion, Fontaine & Brassard 2004). In the $\log T_{\text{eff}} - \log g$ diagram the GW Vir variables are located among the PG 1159 stars in the so-called GW Vir instability strip. Spectral analyses of pulsating and non-pulsating PG 1159 stars were used by Dreizler & Heber (1998) to define empirically the edges of this instability strip. But it is still puzzling that also non-pulsating PG 1159 stars are located within the instability strip. In our analysis we try to find more characteristic properties to distinguish between pulsating and non-pulsating members of this class.

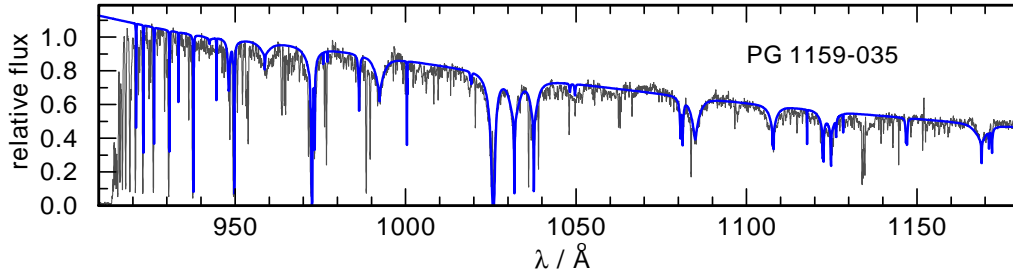


Figure 1. FUSE spectrum and synthetic spectrum of PG 1159–035 (GW Vir, $T_{\text{eff}} = 140\,000\text{ K}$, $\log g = 7.0$).

2. Observations and First Results

For our analysis we selected pulsating and non-pulsating PG1159 stars for which high resolution ($R \approx 20\,000$) FUV spectra obtained with the Far Ultraviolet Spectroscopic Explorer (FUSE) are available. The resulting sample comprises eleven objects. The FUSE spectra are processed within the standard CalFUSE pipeline process. A log of all observations used for this analysis is listed in Table 1. Besides the FUV spectra we also used spectra obtained with STIS, GHRS and IUE as well as optical spectra. The model atmospheres and synthetic line profiles are computed with the Tübingen Model Atmosphere Package (Werner et al. 2003, Rauch & Deetjen 2003). The line-blanketed NLTE model atmospheres are in radiative and in hydrostatic equilibrium. Besides the main constituents of the atmospheres of PG 1159 stars, helium, carbon, and oxygen, our model atmospheres also contain neon and nitrogen. For the abundances of these elements we use atmospheric parameters taken from the literature which are summarized in Table 2. For neon an abundance of 2% mass fraction was assumed for all models, according to Werner & Rauch (1994) and Werner et al. (2004). Although the abundances in the literature were mostly determined in analyses of optical spectra the synthetic spectra can also fit the FUV spectra well, which confirms the literature values for abundances in most cases. In Fig. 1 we display the FUSE spectrum of PG 1159–035 together with our synthetic spectrum. As lines of sulfur and silicon were also identified in several objects we included those elements in the synthetic spectra, too. Both were treated with line formation calculations without back-reaction on the atmospheric structure. We assumed solar abundances for both elements.

Silicon is detectable in at least three objects, which are PG 1159–035, and the two cooler stars PG 1424+535 and PG 1707+427. Models with a solar Si abundance can fit the doublets at 1122/1128 Å and 1393/1402 Å well. In all spectra sulfur lines are detected, but our preliminary fits also suggest abundances less than solar. In Fig. 2 we display part of the FUSE spectrum of PG 1424+535 with a preliminary fit of the sulfur and silicon lines, both with solar abundances.

In former analyses by Dreizler & Heber (1998) it was suggested that the nitrogen abundance is a characteristic difference between pulsating and non-pulsating PG 1159 stars, as nitrogen was detected in all GW Vir pulsators with a rather high abundance of 1% by mass, while in stable PG 1159 stars no nitrogen could be detected, except for PG 1144+005 (which is considered outside

Table 1. Log of the FUSE observations used for this analysis.

Object	Observation ID	t_{exp}	Aperture
RX J2117.1+3412	P1320501	8232 s	LWRS
PG 1144+005	P1320201	6859 s	LWRS
PG 1520+525	P1320101	3648 s	LWRS
PG 1159-035	Q1090101	6321 s	LWRS
K 1-16	M1031010	11271 s	HIRS
HS 2324+3944	P1320601	4004 s	LWRS
Abell 78	B1100101	9972 s	LWRS
	B1100102	7894 s	LWRS
NGC 7094	P1043701	23183 s	LWRS
Abell 43	B0520202	12150 s	LWRS
PG 1424+535	P1320301	11132 s	LWRS
PG 1707+427	P1320401	14599 s	LWRS

the instability strip). In order to confirm previously determined N abundances we tried to fit the N resonance doublet at 1238/1242 Å. For this purpose we also analysed the STIS spectrum of PG 1159-035, which has a high resolution (0.1 Å) and high S/N. In this spectrum the interstellar component of the resonance doublet is clearly separated from the photospheric component. This allows to determine the N abundance much more precisely than before and it seems to turn out that the N abundance is also significantly lower, about 0.1% by mass, than suggested by Dreizler & Heber (1998). Fig. 3 shows the N resonance doublets of three objects, the pulsators PG 1159-035 and PG 1707+427 and the non-pulsator PG 1424+535. While the comparison of PG 1707+427 and PG 1424+535 seems to confirm the characteristic difference in the N abundance, the new fit to the photospheric components in the STIS spectrum of PG 1159-035 shows that the N abundance is only 0.1% by mass, but still higher than in the non-pulsator PG 1424+535. Further analyses are necessary to confirm these preliminary results.

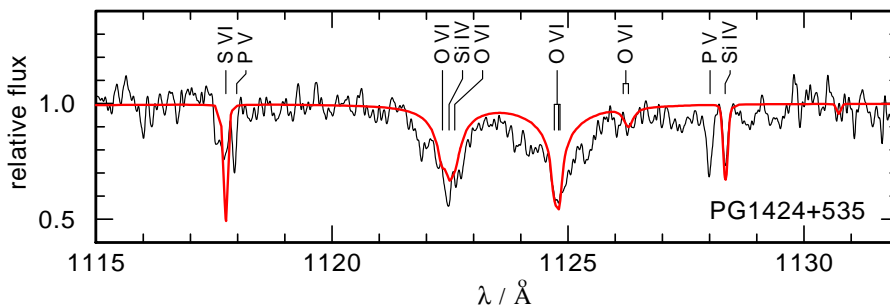


Figure 2. Fit of the Si IV doublet at 1122.5/1128.3 Å and the S VI line at 1117.8 Å in the FUSE spectrum of PG 1424+535. The P V doublet at 1117.9/1128.0 Å is clearly detected, but not yet included in our model.

Acknowledgments. This research is supported by the DFG under grant WE 1312/30-1 (E.R.), by the DLR under grant 50 OR 0201 (T.R.) and the FUSE project, funded by NASA contract NAS5-32985 (J.W.K.).

Table 2. Summary of the atmospheric parameters of our program stars taken from the literature. All objects are of spectral type PG1159 except for Abell 78, which is a [WC]-PG1159 transition object. The last column indicates whether the star is pulsating or not.

Object	T_{eff} [kK]	$\log g$ (cgs)	H	He	C	N	O	Puls.
			(mass fractions)					
RX J2117.1+3412	170	6.0		38.0	56.0		6.0	×
PG 1144+005	150	6.5		39.0	58.0	1.5	1.6	
PG 1520+525	150	7.5		44.0	39.0		17.0	
PG 1159-035	140	7.0		33.0	49.0	1.0	17.0	×
K 1-16	140	6.4		33.0	50.0		17.0	×
HS 2324+3944	130	6.2	21.0	41.0	37.0		1.0	×
Abell 78	110	5.5		33.0	50.0	2.0	15.0	
NGC 7094	110	5.7	36.0	43.0	21.0			
Abell 43	110	5.7	36.0	43.0	21.0			×
PG 1424+535	110	7.0		50.0	44.0		6.0	
PG 1707+427	85	7.5		43.0	38.5	1.5	17.0	×

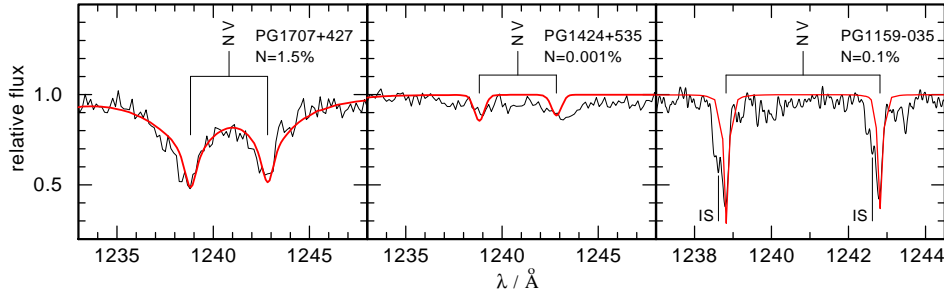


Figure 3. Comparison of the N resonance doublet at 1238.8/1242.8 Å in the GHRs spectra of PG 1707+427 ($T_{\text{eff}} = 85\,000\text{ K}$, $\log g = 7.5$) and PG 1424+535 ($T_{\text{eff}} = 110\,000\text{ K}$, $\log g = 7.0$) and in the STIS spectrum of PG 1159-035 ($T_{\text{eff}} = 140\,000\text{ K}$, $\log g = 7.0$)

References

- Dreizler, S., & Heber, U. 1998, *A&A*, 334, 618
 Iben, I., Kaler, J. B., Truran, J. W., & Renzini, A. 1983, *ApJ*, 264, 605
 Nagel, T., & Werner, K. 2004, *A&A*, 426, L45
 Quirion, P.-O., Fontaine, G., & Brassard, P. 2004, *ApJ*, 610, 436
 Rauch, T., & Deetjen, J. L. 2003, in: *Stellar Atmosphere Modeling*, eds. I. Hubeny, D. Mihalas, K. Werner, ASP Conference Series, 288, 103
 Reiff, E., Rauch, T., Werner, K., & Kruk, J. W. 2005, in: *14th European Workshop on White Dwarfs*, eds. D. Koester, S. Moehler, ASP Conference Series, 334, 225
 Werner, K., & Rauch, T. 1994, *A&A*, 284, L5
 Werner, K., Dreizler, S., Deetjen, J. L., et al. 2003 in: *Stellar Atmosphere Modeling*, eds. I. Hubeny, D. Mihalas, K. Werner, ASP Conference Series, 288, 31
 Werner, K., Rauch, T., Barstow, M. A., & Kruk, J. W. 2004, *A&A*, 421, 1169
 Werner, K., Rauch, T., & Kruk, J. W. 2005, *A&A*, 433, 641
 Wesemael, F., Green, R. F., & Liebert, J. 1985, *ApJS*, 58, 379