

# Is it possible to distinguish adiabatic Quartessence from $\Lambda$ CDM?

L. Amendola,<sup>1</sup> M. Makler,<sup>2</sup> R. R. R. Reis,<sup>3</sup> and I. Waga<sup>3</sup>

<sup>1</sup>*INAF/Osservatorio Astronomico di Roma, Via Frascati 33, I-00040 Monte Porzio Catone, RM, - Italy*

<sup>2</sup>*Centro Brasileiro de Pesquisas Físicas, CEP 22290-180, Rio de Janeiro, RJ, Brasil*

<sup>3</sup>*Universidade Federal do Rio de Janeiro, Instituto de Física, CEP 21941-972, Rio de Janeiro, RJ, Brazil*

(Dated: 25th May 2019)

Quartessence models have  $p \simeq 0$  at high energy densities and  $p \approx -\rho$  at small ones. The equation of state (EOS) in these models interpolates between these two stages and either is always convex or changes the concavity. In the quartessence models analyzed up to now, the EOS is convex, implying increasing adiabatic sound speed ( $c_s^2$ ) as the energy density decreases in an expanding Universe. A non-negligible  $c_s^2$  at recent times is the source of the matter power spectrum problem that plagued all convex (non-silent) quartessence models. Viability for these cosmologies is only possible in the limit of almost perfect mimicry to  $\Lambda$ CDM. In this work we investigate if similarity to  $\Lambda$ CDM is also required in the class of quartessence models that changes its EOS concavity as the Universe evolves. We focus our analysis in the simple case in which the EOS has a step-like shape, such that at very early times  $p \simeq 0$ , and at late times  $p \simeq \text{const} < 0$ . For this class of models a non-negligible  $c_s^2$  is a transient phenomenon, and could be relevant only at a more early epoch. We show that agreement with cosmological data requires that the transition between these two asymptotic states would had occurred at high redshift ( $z_t \gtrsim 36$ ), implying that the cosmic expansion history of any successful non-silent quartessence is (practically) identical to the  $\Lambda$ CDM one.

## I. INTRODUCTION

In the current standard cosmological model, two unknown components govern the dynamics of the Universe: dark matter (DM), responsible for structure formation, and dark energy (DE), that drives cosmic acceleration. Recently, an alternative point of view has started to attract considerable interest. According to it, DM and DE are simply different manifestations of a single unifying dark-matter/energy (UDM) component. Since it is assumed that there is only one dark component in the Universe, besides ordinary matter, photons and neutrinos, UDM is also referred to as quartessence [1].

A prototype candidate for such unification is the quartessence Chaplygin model (QCM) [2]. Although this model is compatible with the background data [3], problems appear when one considers (adiabatic) perturbations. For instance, the CMB anisotropy is strongly suppressed when compared with the  $\Lambda$ CDM model [4]. Further, it was shown that the matter power spectrum presents oscillations and instabilities that reduce the parameter space of the model to a region very close to the  $\Lambda$ CDM limit [5]. However, these oscillations and instabilities in the matter power spectrum and the CMB constraints can be circumvented by assuming silent perturbations [6, 7], i.e., intrinsic entropy perturbations with a specific initial condition ( $\delta p = 0$ ). In fact, silent perturbations solve the matter power spectrum problem for more generic quartessence models with a convex EOS [8].

In this work we present a possible alternative to solve the above mentioned problems in the context of the more standard adiabatic perturbations scenario. We shall discuss a model in which the quartessence EOS changed its concavity in some instant in the past. We focus our investigation on models with a step-like shape EOS. We show that in order to be in accordance with observations, the

EOS concavity change would had occurred at high redshift.

## II. A NEW TYPE OF QUARTESSENCE

In the quartessence models explicitly analyzed up to now, the EOS is convex, i.e., is such that

$$\frac{d^2 p}{d\rho^2} = \frac{dc_s^2}{d\rho} < 0. \quad (1)$$

Stability for adiabatic perturbations and adiabatic sound speed less than  $c$  imply

$$0 \leq c_s^2 \leq 1. \quad (2)$$

Condition (2) and the fact that  $p < 0$  immediately implies the existence of a minimum energy density  $\rho_{\min}$ , once the energy conservation equation is used. This is a generic result for any uncoupled fluid model in which  $w = w(\rho)$ . It implies that the  $p = -\rho$  line cannot be crossed and that in any such a quartessence model the minimum value of the EOS parameter is  $w_{\min} = -1$ . The convexity condition (1) implies that  $c_s^2_{\max}$  occurs at  $\rho = \rho_{\min}$ . This last result is only a consequence of the convexity of the EOS. In this case, the epoch of accelerated expansion is also a period of high adiabatic sound speed, causing the oscillations and suppressions in the power spectrum. However, this property is not mandatory for quartessence. Models with concavity changing equations of state may have  $c_s^2$  negligibly small at  $\rho \simeq \rho_{\min}$ . As we shall show, it is possible to build models in which a non-negligible  $c_s^2$  is a transient phenomenon and relevant only at a very early epoch, such that only perturbations with relatively small wave numbers (outside the range of current power spectrum measurements) are affected.

The step-like quartessence, given by a sigmoid, is an example of UDM with concavity changing EOS (see figure 1, top panel),

$$p = -M^4 \left\{ \frac{1}{1 + \exp \left[ \beta \left( \frac{\rho}{M^4} - \frac{1}{\sigma} \right) \right]} \right\}. \quad (3)$$

For this model, the adiabatic sound speed has the following expression,

$$c_s^2 = \beta \frac{\exp \left[ \beta \left( \frac{\rho}{M^4} - \frac{1}{\sigma} \right) \right]}{\left\{ 1 + \exp \left[ \beta \left( \frac{\rho}{M^4} - \frac{1}{\sigma} \right) \right] \right\}^2}. \quad (4)$$

There are three free parameters in the model. The parameter  $M$  is related to the minimum value of the energy density, i.e., the value of  $\rho$  when the asymptotic EOS,  $p_{\min} = -\rho_{\min}$ , is reached. The parameter  $\sigma$  is related to the value of the energy density at the transition from the  $p \simeq 0$  regime to the  $p \simeq -M^4$  one ( $\rho_{\text{trans}} = M^4/\sigma$ ). Notice that if  $\sigma \ll 1$ , the transition takes place well before the minimum density is reached. The parameter  $\beta$  controls the maximum sound velocity  $c_{s \text{ max}}^2$  as well as the redshift width of the transition region (higher values of  $\beta$  implying faster transitions). For the sigmoid EOS the maximum adiabatic sound speed is given by  $c_{s \text{ max}}^2 = \beta/4$ , and therefore we require  $0 \leq \beta \leq 4$ .

In the present model, the  $\Lambda$ CDM limit is not necessarily associated with the maximum sound speed, in contrast to what is found in the convex EOS case. The  $\Lambda$ CDM limit is reached when  $\sigma \rightarrow 0$ , which implies  $p_{\min} = -\rho_{\min} = -M^4$ . Another possibility is to take  $\beta \rightarrow 0$ . In this case  $c_{s \text{ max}}^2 \rightarrow 0$  and we also have a  $\Lambda$ CDM limit, but now with  $p_{\min} = -\rho_{\min} = -M^4/2$ . Since  $\beta$  strongly affects the redshift width of the transition, these two limits have different characteristics. The case of a nonvanishing  $\beta \ll 1$  has a drastic effect on the matter power spectrum. In fact, although the maximum sound speed will be small, it will be non negligible during a long redshift range and/or time, practically ruling out these models.

More generically, we can have

$$p = M^4 f \left[ \beta \left( \frac{\rho}{M^4} - \frac{1}{\sigma} \right) \right], \quad (5)$$

where  $f$  is an odd step-like function, with  $f(+\infty) = 0$ ,  $f(-\infty) = -1$  and  $f(0) = -1/2$ . The maximum adiabatic sound speed is  $c_{s \text{ max}}^2 = \beta f'(0)$ . For  $\sigma \ll 1$ ,  $p_{\min} = -M^4$ .

### III. OBSERVATIONAL CONSTRAINTS

The background quantities (such as the luminosity and angular diameter distances), depend only on integrals of the Hubble parameter. Therefore, they should not be very sensitive to local features of the function  $\rho(a)$ . In particular, they should not depend on the specific form

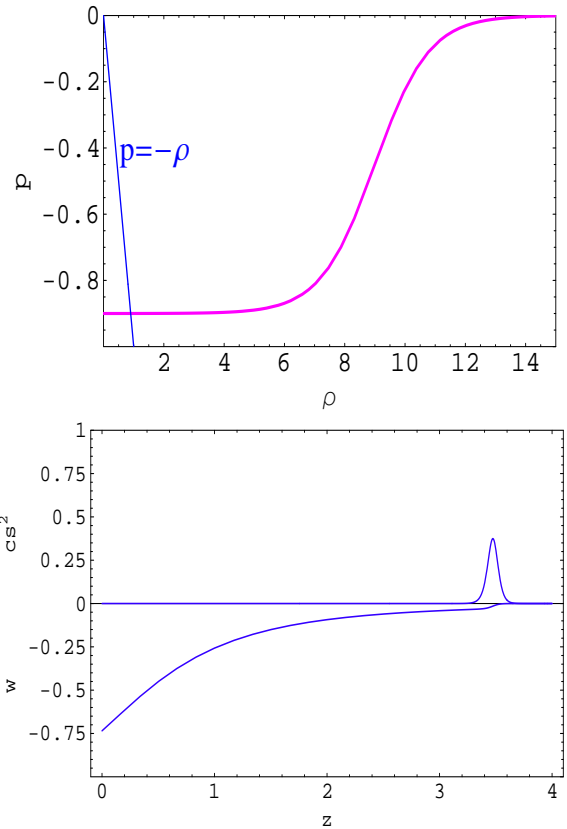


Figure 1: Top panel: pressure ( $p$ ) as a function of the energy density ( $\rho$ ) for the sigmoid EOS. Bottom panel: typical behavior of the EOS parameter ( $w$ ) and the adiabatic sound speed ( $c_s^2$ ) with respect to the redshift ( $z$ ).

of the transition from  $p = 0$  to  $p = -M^4$ . For example, for small values of  $\sigma$ , the observational limits (from SNIa, for instance) should constrain only  $M^4$  and not  $\sigma$  nor  $\beta$ . Thus we expect the background observational constraints to be highly degenerate for small  $\sigma$  ( $\sigma \lesssim 0.1$ ). Further, as will be shown, first order tests constrain the value of  $\sigma$  to be very small ( $\sigma \ll 1$ ). Therefore, a real step function is a good model independent approximation for the type of quartessence we are working with.

In the following we derive constraints on the parameters  $\sigma$  and  $M^4/\rho_0$  from four data sets: SNIa, X-ray cluster gas fraction, SDSS power spectrum and CMB. Here,  $\rho_0$  is the present value of the energy density. For the sake of simplicity, in our computations we fixed the parameter  $\beta$  to the intermediary value  $\beta = 2$ . We remark that, for small values of  $\sigma$ , the quantity  $-M^4/\rho_0 \simeq w_0$ , where  $w_0$  is the present equation of state. Since our model contains a single fluid,  $w_0$  should not be compared to the usual dark energy EOS  $w_{DE}$  but with the effective EOS defined as  $w_{\text{eff}} \equiv w_{DE}\Omega_{DE}$ . Values around  $M^4/\rho_0 \approx 0.7$  are therefore to be expected.

In our SNIa analysis we consider the “gold” data set of Riess *et. al* [9]. To determine the likelihood of the parameters we follow the same procedure described in [7]

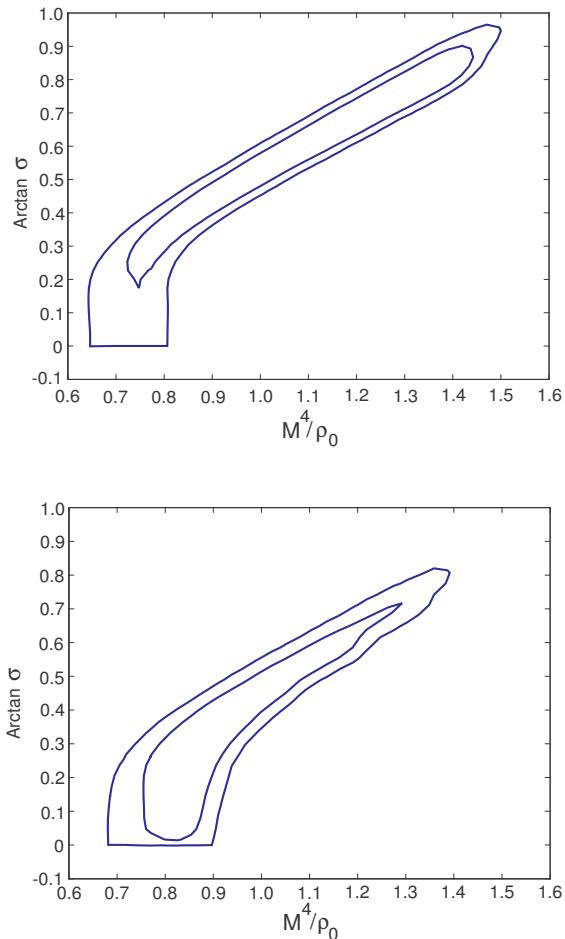


Figure 2: Constant confidence contours (68% and 95%) in the  $(M^4/\rho_0, \arctan \sigma)$  plane allowed by SNIa (top panel) and galaxy clusters (bottom panel).

assuming flat priors when marginalizing over the baryon density parameter  $\Omega_{b0}h^2$  and Hubble parameter  $h$ . For the galaxy clusters analysis, we use the *Chandra* measurements of the X-ray gas mass fraction data from Allen *et al.*[10]. Again, we follow the same procedure described in [7] to determine confidence region of the parameters of the model. We first marginalize analytically over the bias  $b$ , using a Gaussian prior with  $b = 0.824 \pm 0.089$  and then, as in the SNIa analysis, we marginalize over  $\Omega_{b0}h^2$  and  $h$  assuming flat priors. In figure 2 we show constant 68% and 95% confidence levels contours on the parameters  $M^4/\rho_0$  and  $\sigma$  for SNIa and galaxy clusters. From the figure it is clear that, as expected, background tests allow almost do not impose any constraint on the parameter  $\sigma$ .

In order to obtain constraints on  $M^4/\rho_0$  and  $\sigma$  from CMB data we follow the procedure described in [7], fixing  $T_{CMB} = 2.726K$ ,  $Y_{He} = 0.24$  and  $N_\nu = 3.04$ , and marginalizing over the other parameters, namely,  $\Omega_{b0}h^2$ ,  $h$ , the spectral index  $n_s$ , the optical depth  $\tau$  and the normalization  $N$ . In figure 3 (top panel) we show the

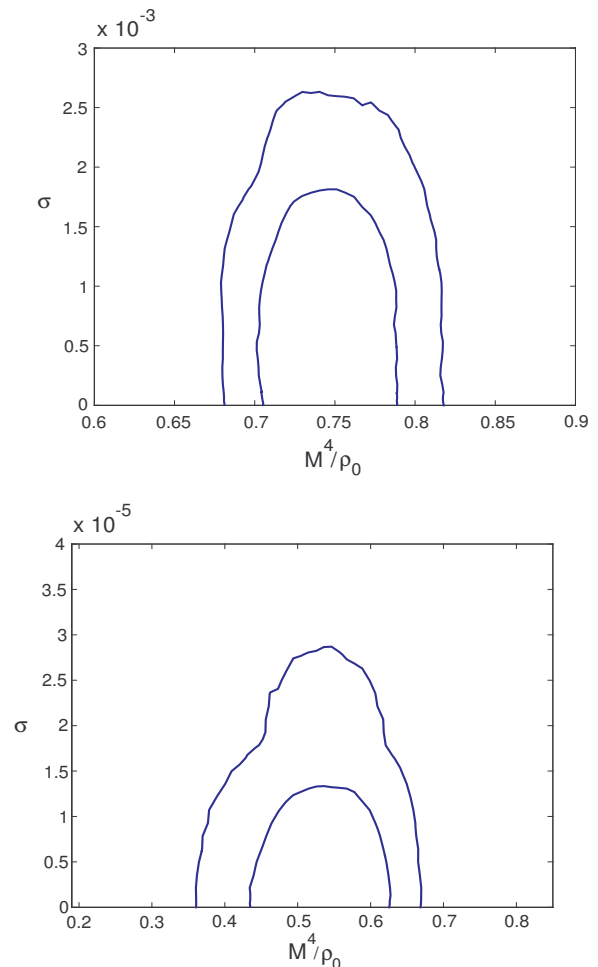


Figure 3: Constant confidence contours (68% and 95%) in the  $(M^4/\rho_0, \sigma)$  plane allowed by CMB (WMAP) (top panel) and matter power spectrum (SDSS) [11] (bottom panel).

confidence region on the parameters for CMB. Note that  $\sigma$  plays a decisive role in the evolution of perturbations; now data constrain this parameter to be  $\sigma \lesssim 3 \times 10^{-3}$ .

We next consider the matter power spectrum, comparing the baryon spectra with data from SDSS [11]. To compute the likelihood, we used a version of the code provided by M. Tegmark [12], cutting at  $k = 0.20 \text{ hMpc}^{-1}$  (19 bands) and marginalizing over  $\Omega_{b0}h^2$ ,  $h$  and the amplitude, with  $n_s = 1$ . In figure 3 (bottom panel) we show the 68% and 95% confidence levels for SDSS power spectrum. This is the most restrictive test we have considered in this work, implying that  $\sigma \lesssim 3 \times 10^{-5}$ . In figure 4 we display the constant (68% and 95%) contours for the combined analysis SNIa + galaxy clusters + matter power spectrum + CMB. Our final result (95%) is  $0.65 \lesssim M^4/\rho_0 \lesssim 0.74$  and  $0 < \sigma \lesssim 3 \times 10^{-5}$ . It is straightforward to show that  $z_t \simeq [(M^4/\rho_0)(1 - \sigma)/((1 - M^4/\rho_0)\sigma)]^{1/3}$  and  $\sigma \lesssim 3 \times 10^{-5}$  implies that the transition from  $p = 0$  to  $p = -M^4$  would have occurred at  $z_t \gtrsim 36$ .

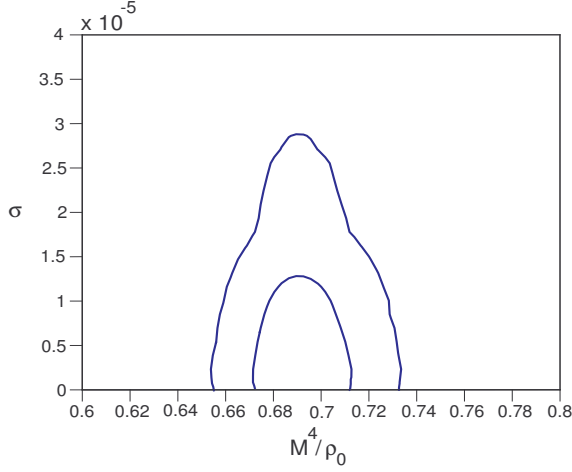


Figure 4: 68% and 95% in the  $(M^4/\rho_0, \sigma)$  plane for the combined analysis SNIa + galaxy clusters + matter power spectrum + CMB.

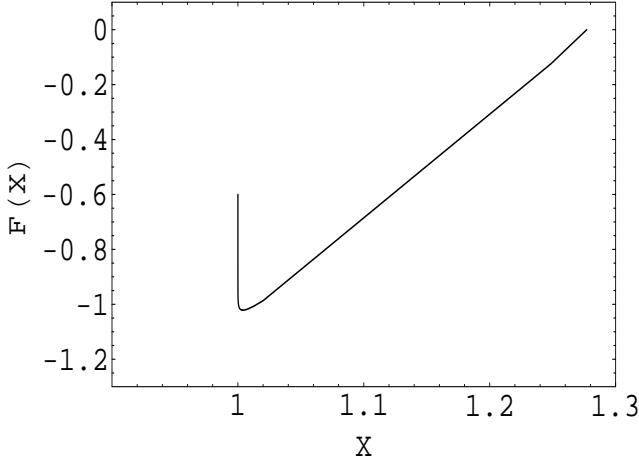


Figure 5: Typical behavior of the Lagrangian kinetic term  $F(X)$  for a power-law potential.

#### IV. K-QUARTESSANCE

In this section we numerically construct a new k-essential Lagrangian [13] that corresponds to the phenomenological EOS given by equation (3). We start assuming, as usual, that the Lagrangian can be factorizable as

$$p = V(\phi)F(X), \quad (6)$$

where  $\phi$  is the k-field and the kinetic variable  $X \equiv \nabla_\mu \phi \nabla^\mu \phi / 2$ . The pressure is given by Eq. (6) and the energy density of the k-field is  $\rho = V(\phi)[2XF_X(X) - F(X)]$ , where the subscript  $X$  denotes derivative with respect to  $X$ . We can write the EOS parameter and the sound speed

[14] as

$$w = \frac{F}{2XF_X - F} \quad \text{and} \quad c_s^2 = \frac{F_X}{2XF_{XX} + F_X}. \quad (7)$$

The equation for the k-field can be written as,

$$\phi'' + \left( \frac{H'}{H} + \frac{1 - 3c_s^2}{1 + z} \right) \phi' + \left( \frac{c_s^2}{1 + w} \frac{V_\phi}{V} \right) \phi^2 = 0, \quad (8)$$

where the prime denotes derivative with respect to the redshift,  $V_\phi$  is the derivative of  $V$  with respect to  $\phi$  and the Hubble parameter is  $H = H_0 \{\Omega_{b0}(1+z)^3 + (1 - \Omega_{b0})\rho/\rho_0\}^{1/2}$ . From the above equations we deduce,

$$X(z) = X_0 \exp \left[ 2 \int_0^z \left( \frac{3}{1+y} - \frac{\phi'(y)}{1+w(y)} \frac{V_\phi}{V} \right) c_s^2(y) dy \right]. \quad (9)$$

Further, since  $F(z) = p(z)/V(\phi)$ , we can obtain  $F(X)$  in a parametric form [15]. We considered a power-law potential  $V(\phi) \propto 1/\phi^n$  with  $n \geq 0$ , and obtained, numerically,  $F(X)$ . Independent of  $n$  the general trend is the same. Initially (high  $z$ )  $X$  is almost constant (notice the dependence on  $c_s^2$  of the integrand in the right hand side of Eq. (9)) and since at early times  $p \simeq 0$ , we also have  $F \simeq 0$ . In this phase  $F_X$  is high but  $XF_{XX}$  is much higher such that  $c_s^2 \simeq 0$ . During the transition  $X$  decreases to  $X \simeq X_0$  while  $F$  goes to a minimum. After the transition  $X$  remains nearly constant while  $F$  grows. After the transition,  $XF_{XX}$  is much higher than  $F_X$  such that again  $c_s^2 \simeq 0$ . We show in figure 5 the typical behavior of  $F(X)$  (in units of  $\rho_0/[V(\phi_0)\phi_0^n]$ ) as a function of  $X$  (we assume  $X_0 = 1$ ) for the k-quartessence as discussed above.

#### V. CONCLUSION

In summary, in this work we presented a new adiabatic quartessence model characterized by a change of concavity in the EOS. We obtained the constraints on the model parameters from SNIa, galaxy clusters, CMB and matter power spectrum and showed that the model is viable if  $\sigma \lesssim 3 \times 10^{-5}$ . The redshift of the transition from the regime  $p \simeq 0$  to  $p \simeq \text{const.} < 0$  is, therefore,  $z_t \gtrsim 36$ . At zero and first order, the model is very similar to  $\Lambda$ CDM, but differences may exist in the nonlinear regime [16] and should be further investigated. We remark that the matter power spectrum data for smaller scales ( $k \gtrsim 0.2 \text{ h Mpc}^{-1}$ ) could impose stronger constraints upon  $\sigma$  pushing the minimum redshift of the transition to higher values. We checked that this is, in fact, the case by considering data from the matter power spectrum from the Lyman-alpha forest [17]. However, since there are still systematic uncertainties in this data we did not include them in our analysis. Finally we showed that it is possible to build a k-essence Lagrangian for the step-like model that is significantly different from others already discussed in the literature [18].

### Acknowledgments

We thank Roberto Colistete and Miguel Quartin for useful discussions. The CMB computations have been performed at CINECA (Italy) under the agreement INAF@CINECA. We thank the staff for support. RRRR

and IW are partially supported by the Brazilian research agencies CAPES and CNPq, respectively. LA thanks the Gunma Nat. Coll. of Techn. (Japan) for hospitality during the later stages of this work and JSPS for financial support.

- 
- [1] M. Makler, S.Q. Oliveira, and I. Waga, Phys. Lett. B **555**, 1, 0209486 (2003).
  - [2] A. Kamenshchik, U. Moschella, and V. Pasquier, Phys. Lett. B **511**, 265 (2001); M. Makler, *Gravitational Dynamics of Structure Formation in the Universe*, PhD Thesis, Brazilian Center for Research in Physics (2001); N. Bilić, G.B. Tupper, and R.D. Viollier, Phys. Lett. B **535**, 17 (2002); M.C. Bento, O. Bertolami, and A.A. Sen, Phys. Rev. D **66**, 043507 (2002).
  - [3] M. Makler, S.Q. Oliveira, and I. Waga, Phys. Rev. D **68**, 123521 (2003).
  - [4] D. Carturan and F. Finelli, Phys. Rev. D **68**, 103501 (2003); L. Amendola, F. Finelli, C. Burigana and D. Carturan, JCAP **07**, 005 (2003).
  - [5] H.B. Sandvik, M. Tegmark, M. Zaldarriaga, and I. Waga, Phys. Rev. D **69**, 123524 (2004).
  - [6] R.R.R. Reis, I. Waga, M.O. Calvão, and S.E. Jorás, Phys. Rev. D **68**, 061302(R) (2003).
  - [7] L. Amendola, I. Waga, and F. Finelli, JCAP **11**, 009 (2005).
  - [8] R.R.R. Reis, M. Makler, and I. Waga, Class. Quantum Grav. **22**, 353 (2005).
  - [9] A.G. Riess *et al.*, Astrophys. J. **607**, 665 (2004).
  - [10] S.W. Allen *et al.*, Monthly Notices of the Royal Astron. Society **353**, 457 (2004).
  - [11] M. Tegmark, *et al.* (the SDSS collaboration), Phys. Rev. D **69**, 103501 (2004); M. Tegmark, *et al.* (the SDSS collaboration), Astrophys. J. **606**, 702 (2004).
  - [12] <http://space.mit.edu/home/tegmark/sdss.html>
  - [13] C. Armendariz-Picon, V. Mukhanov, and P.J. Steinhardt, Phys. Rev. Lett. **85**, 4438 (2000); C. Armendariz-Picon, V. Mukhanov, and P.J. Steinhardt, Phys. Rev. D **63**, 103510 (2001); T. Chiba, T. Okabe, and M. Yamaguchi, Phys. Rev. D **62**, 023511 (2000).
  - [14] J. Garriga and V.F. Mukhanov, Phys. Lett. B **458**, 219 (1999).
  - [15] H. Li, Z.K. Guo, and Y.Z. Zhang, astro-ph/0601007(v2).
  - [16] D. Giannakis and W. Hu, Phys. Rev. D **72**, 063502 (2005).
  - [17] R.A.C. Croft *et al.*, Astrophys. J. **520**, 1 (1999); N.Y. Gnedin and A.J.S. Hamilton, Monthly Notices of the Royal Astron. Society **334**, 107 (2002).
  - [18] R.J. Scherrer, Phys. Rev. Lett. **93**, 011301 (2004).