

Contribution of unresolved point sources to the galactic diffuse emission

S. Casanova and B. L. Dingus

Los Alamos National Laboratory, Los Alamos, NM 57545, US

ABSTRACT

The detection by the HESS atmospheric Cherenkov telescope of fifteen new sources from the Galactic plane makes it possible to estimate the contribution of unresolved point sources like those detected by HESS to the diffuse Galactic emission measured by EGRET and recently at higher energies by the Milagro Collaboration. Assuming that HESS sources have all the same intrinsic luminosity, the contribution of this new source population can account for most of the Milagro γ -ray emission at TeV energies and between 10 and 20 per cent of EGRET diffuse Galactic γ -ray emission for energies bigger than 10 GeV. Also, by combining the HESS and the Milagro results, constraints can be put on the distribution and the luminosities of gamma ray emitters in the Galaxy.

Subject headings: gamma rays: theory

1. Introduction

The Galactic diffuse γ -ray emission is believed to be mostly produced in interactions of cosmic rays with the matter and the radiation fields in the Galaxy, the main production mechanisms being electron non-thermal Bremsstrahlung, Inverse Compton scatterings off the radiation fields and pion decay processes in inelastic collisions of nuclei and matter. Although the standard production mechanisms of γ -rays (Bertsch et al. 1993) explain generally well the spatial and energy distribution of the emission below 1 GeV, the model does not match EGRET observations of the γ -ray sky above 1 GeV. (Hunter et al. 1997) The discrepancy between the model and the observations is more pronounced towards the direction of the inner Galaxy, where it amounts to 60 per cent of the observed emission. Many possible explanations have been proposed to account for the GeV excess. Aharonian & Atoyan (2001) have proposed an hardening of the cosmic ray proton spectrum. The average proton spectrum in the Galaxy would have to be harder than locally measured. Strong et al. (1999, 2004) have suggested a renormalization of the electron spectrum in order to fit EGRET data.

Kamae et al. (2006) have argued that diffractive processes make the γ -ray spectrum harder than the incident proton spectrum by 0.05 in power-law index, that the scaling violation produces more π^0 , and, that the inelastic $p - p$ cross section has a logarithmic increase with the incident proton energy, so that the combination of these effects could explain about 20 per cent of the "GeV Excess". de Boer et al. (2005) claimed that the features of the EGRET excess are consistent with the hypothesis of a signal from Dark Matter Annihilation. Recently Strong (2006) has argued that the excess in the diffuse emission measured by EGRET and COMPTEL could be explained by a combination of Galactic source populations too dim to be detected by EGRET in addition to the standard production mechanisms.

In any case a major difficulty when studying the diffuse emission is to disentangle the truly diffuse emission from that produced by unresolved sources.

At TeV energies, Milagro has observed diffuse emission from a large region of the Galactic plane from Galactic longitude l of $40^\circ < l < 100^\circ$ (Atkins et al. 2005). The different theories to explain the GeV excess make very different predictions about the TeV flux. Recently Prodanovic et al. (2006) have argued that no strong signal of pion decay is seen in the γ -ray spectrum. The pion decay mechanism would not be able to explain the excess above 1 GeV. Therefore, Prodanovic et al. (2006) claimed that the Milagro measurements of the diffuse flux at higher energies revealed a new excess at TeV energies and concluded that a different mechanism is required to explain the two excesses, either dark matter decay or contribution from unresolved EGRET sources. An extrapolation of the EGRET sources within the range in Galactic longitude of the Milagro observation overestimates the diffuse TeV flux measured. However, there could be a population of sources undetectable by EGRET, but contributing to both the GeV and TeV excess diffuse emission. Recent observations by the TeV observatory, HESS, in fact point to a new class of hard spectrum TeV sources. HESS is an array of telescopes using the imaging atmospheric Cherenkov technique to detect γ -rays above 200 GeV. HESS scans the inner part of the Galaxy in the region between -30° and 30° degrees in Galactic longitude ($-30^\circ < l < 30^\circ$) and between -3° and 3° degrees in Galactic latitude ($-3^\circ < b < 3^\circ$) with an angular resolution better than 0.1 degrees. Its average sensitivity at the energy threshold of 200 GeV is 2 per cent of the Crab flux within $\pm 2^\circ$ degrees in Galactic latitude and decreases outside this range. (The flux of the Crab nebula is about $2.4 \times 10^{-10} \text{ cm}^{-2} \text{ s}^{-1}$ for $E > 200 \text{ GeV}$ (Aharonian et al. 2004)). HESS has previously reported the detection of 8 unknown sources close to the Galactic Plane. (Aharonian et al. 2005) Recently the total number of discovered sources has been updated to 15. (Aharonian et al. 2006) Three sources have also been detected that are identified with the Galactic Center, the SNR RX J1713.7-3946 and G0.9+01. All HESS sources are located close to the Galactic Plane, within ± 1 degrees of latitude. (Aharonian et al. 2006) The fluxes above 200 GeV from all sources are fit to power laws, $\frac{dN}{dE} = F_0 E^{-\Gamma}$, whose photon indices Γ

range from 1.8 to 2.8, with a relatively hard mean index of 2.32 and RMS of 0.2.

In the inner Galaxy region observed by HESS the existence of 91 SNRs and 389 pulsars was already known at lower energies (Green 2004; Manchester et al. 2005). Many of these SNRs and pulsars within the inner Galaxy might emit VHE γ rays but only a few γ ray sources were previously known. Although the HESS Collaboration indicates a clear positional coincidence of its sources with a known SNR or pulsar only in a limited number of cases, the distribution of Galactic latitude of the eighteen VHE γ ray sources detected by HESS agrees quite well with the distributions of all SNRs catalogued by Green (2004) and of all pulsars catalogued by Manchester et al. (2005). Assuming, for example, that SNRs are a single class of counterparts with isotropic luminosity $1.95 \times 10^{34} \text{ erg s}^{-1}$ to the new HESS sources and taking for them a simple radiative model, Aharonian et al. (2006) found that the location of these sources favours a scale height of less than 100 pc, consistent with the hypothesis that these sources are either SNRs or pulsars in a massive star forming region.

The HESS detections of high energy γ rays from fifteen new sources has improved significantly the knowledge of both the spatial distribution and the spectra and fluxes of VHE γ -ray galactic sources. These HESS results make it possible to estimate with unprecedented precision the contribution of unresolved point sources to the Galactic diffuse emission measured up to 100 GeV by EGRET and recently extended to TeV energies by Milagro. (Atkins et al. 2005) Based on HESS results, knowing the sensitivity and the field of view of an experiment, we estimate the number of expected sources and their expected VHE γ -ray flux. Finally we evaluate the contribution of unresolved point sources to the diffuse γ -ray emission for EGRET and Milagro.

2. Method

Under the simplistic assumption that all sources have the same intrinsic energy luminosity L_0 for $E > E_{th}$, the integral photon flux F from a source depends upon the distance D of the detector as

$$F = \frac{\Gamma - 2}{\Gamma - 1} \frac{L_0}{E_{th}} \frac{1}{4\pi D^2} \quad (1)$$

where E_{th} is the detector threshold energy and Γ is the spectral index if the γ -ray emission is a power law. Inverting Eq. (1)

$$D = \sqrt{\frac{k}{F}}. \quad (2)$$

where we have defined k as

$$k = \frac{\Gamma - 2}{\Gamma - 1} \frac{L_0}{E_{th}} \frac{1}{4\pi}. \quad (3)$$

If we assume that all sources are located in the Galactic plane and their surface density, which does not have to be constant, is $\sigma_{sources}$, then by differentiating Eq.(2)

$$dD = \frac{\sqrt{k}}{2} F^{-3/2} dF \quad (4)$$

we obtain the number of sources per interval of Galactic longitude dl and per interval flux dF

$$dN_{sources} = \sigma_{sources} dl D dD = \frac{1}{2} \sigma_{sources} \frac{k}{F^2} dF dl. \quad (5)$$

As first case we assume that $\sigma_{sources}$ is constant. Then integrating Eq.(5) over all source fluxes above HESS sensitivity of about $f_{min} = 4.8 \times 10^{-12}$ photons $s^{-1} cm^{-2}$ and over the range in longitude l surveyed by HESS the number of sources detected by HESS fixes the density of sources in the Galactic plane

$$N_{sources} = \int_{f_{min}}^{f_{max}} dF \int_{l=-\frac{\pi}{6}}^{l=\frac{\pi}{6}} dl \frac{k \sigma_{sources}}{2 F^2} = 18, \quad (6)$$

where the maximum flux detected by HESS was $f_{max} = 6.0 \times 10^{-11}$ photons $s^{-1} cm^{-2}$.

For a given source luminosity L_0 from Eq.(6)

$$\sigma_{sources} = \frac{5.7 \times 10^{-10}}{\pi \frac{\Gamma-2}{\Gamma-1} \frac{L_0}{E_{th}} \frac{1}{4\pi}} \text{ kpc}^{-2}. \quad (7)$$

For instance, assuming that the emission follows a power law with spectral index $\Gamma = 2.32$, the average spectral index of HESS sources, if $L_0 = 10^{33}$ erg/s, $\sigma_{sources} = 5.3 \text{ kpc}^{-2}$, for $L_0 = 10^{34}$ erg/s, $\sigma_{sources} = 0.5 \text{ kpc}^{-2}$. The average distance is 5.6 kpc for this luminosity. This range of surface density is intermediate between the local density of SNRs and pulsars.

The region in the Galaxy where point sources are likely located extends from $D_{min} = 0.3$ kpc up to $D_{max} = 30$ kpc (Swordy 2003). Assuming that the flux from each source depends only upon the distance from the detector $F = F(D)$ and not on the type of source, HESS total flux per steradian from resolved and unresolved sources is

$$\begin{aligned} F(E > 200 \text{ GeV}, |l| < 30) &= \int_{D_{min}}^{D_{max}} F(D) dN_{sources} \\ &= \int_{D_{min}}^{D_{max}} \int_{l=-\frac{\pi}{6}}^{l=\frac{\pi}{6}} \frac{k \sigma_{sources}}{D^2} dl D dD \\ &= 8.0 \times 10^{-9} \text{ photons cm}^{-2} \text{ s}^{-1} \text{ sr}^{-1}. \end{aligned} \quad (8)$$

In Eq. 8 the total integral flux is already divided by the HESS field of view. This flux is independent of L_0 .

The surface density of γ -ray sources is not likely to be constant. The distribution is probably similar to that of γ -ray candidate sources such as pulsars or supernova remnants which are more prominent in the inner galaxy. However, the ratio of γ emitting pulsars versus SNRs is unknown. The two extreme cases of all HESS sources being either pulsars or SNRs are considered. $\sigma_{sources}$ in Eq.(5) will be either the surface density of SNRs or the surface density of pulsars in the Galactic Plane, as observed in the radio wavelengths. We do not consider the latitude distributions of pulsars and SNRs because most point sources are located close to the plane of the Galaxy, within a region $(-2^\circ < b < 2^\circ)$ which extends from $D_{min} = 0.3$ kpc up to $D_{max} = 30$ kpc (Swordy 2003). In terms of the heliocentric distance D and the longitude angle l the galactocentric distance, r , is

$$r = \sqrt{r_0^2 + D^2 - 2 r_0 D \cos(l)} \quad (9)$$

with $r_0 = 8.5$ kpc, which is the distance from the Earth to the Galactic center. The pulsar surface density $\sigma_{pulsar}(r)$, plotted in Fig.1, is fitted by the following shifted Gamma function (Yusifov & Küçük 2004; Lorimer et al. 2004)

$$\sigma_{pulsar}(r) = \sigma_{0p} \left(\frac{x}{x_0} \right)^a e^{[-b(\frac{x-x_0}{x_0})]} \quad (10)$$

where $x = r + r_1$ and $x_0 = r_0 + r_1$, $\sigma_{0p} = 37.6 \pm 1.9$ kpc $^{-2}$, $a = 1.64 \pm 0.11$, $b = 4.01 \pm 0.24$ and $r_1 = 0.55 \pm 0.10$ kpc. The SNR surface density, plotted in Fig.1, is (Green 2004; Case & Bhattacharya 1998)

$$\sigma_{SNR}(r) = \begin{cases} \sigma_{0snr} \sin(\frac{\pi r}{r_2} + \theta_0) e^{-\beta r} & \text{for } r < 16.8 \\ 0 & \text{for } r > 16.8 \end{cases} \quad (11)$$

with $\sigma_{0snr} = 1.96 \pm 1.38$ kpc $^{-2}$, $r_2 = 17.2 \pm 1.9$ kpc, $\theta_0 = 0.08 \pm 0.33$ and $\beta = 0.13 \pm 0.08$. Integrating Eq.(5) over all pulsar fluxes above HESS sensitivity, f_{min} , and below f_{max} , the greatest flux from a source detected by HESS, and assuming a given source luminosity L_0 , the number of sources resolved by HESS in the region $(-30^\circ < l < 30^\circ)$ fixes the maximum fraction of pulsars that are γ -ray emitters

$$\begin{aligned} N_{HESS} &= \int dD D \int dl \sigma_{pulsar}(l, D) = 18 \\ &= \frac{1}{2} \int_{f_{min}}^{f_{max}} dF \frac{k}{F^2} \int_{l=-\frac{\pi}{6}}^{l=\frac{\pi}{6}} dl \sigma_{pulsar}(l, F) = 18. \end{aligned} \quad (12)$$

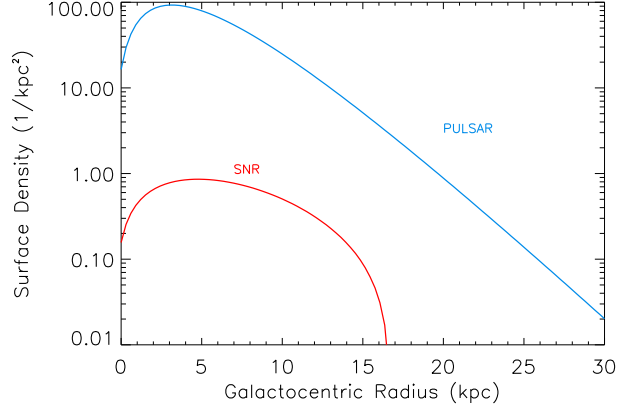


Fig. 1.— Pulsar and SNR surface distributions versus galactocentric radius r from Yusifov & Küçük (2004) and Lorimer et al. (2004) and from Green (2004) and Case & Bhattacharya (1998), respectively.

If HESS population of sources consists entirely of pulsars, the total flux from resolved and unresolved sources divided over HESS field of view is

$$\begin{aligned}
 F_{pulsar}(E > 200 \text{ GeV}, |l| < 30) &= \int F(D) dN_{pulsar} \\
 &= \int_{D_{min}}^{D_{max}} dD D \frac{k}{D^2} \int_{l=-\frac{\pi}{6}}^{l=\frac{\pi}{6}} dl \sigma_{pulsar}(l, D) \\
 &= 1.0 \times 10^{-8} \text{ photons cm}^{-2} \text{ s}^{-1} \text{ sr}^{-1}.
 \end{aligned} \tag{13}$$

If the all radio loud pulsars emit γ -rays then the luminosity predicted in Eq. (12) is 1.2×10^{32} ergs/s and the average distance would be 0.5 kpc. Though the ratio between γ -ray loud versus γ -ray quiet pulsars is uncertain. If we suppose that only five per cent of the radio loud pulsar emit γ -rays, then the

$$F_{pulsar}(E > 200 \text{ GeV}, |l| < 30) = 7.0 \times 10^{-9} \text{ photons cm}^{-2} \text{ s}^{-1} \text{ sr}^{-1}, \tag{14}$$

the source luminosity predicted would be 1.7×10^{33} ergs/s and the average distance for HESS sources 1.8 kpc. If 1 per cent of radio loud pulsars emit TeV γ s then

$$F_{pulsar}(E > 200 \text{ GeV}, |l| < 30) = 5.4 \times 10^{-9} \text{ photons cm}^{-2} \text{ s}^{-1} \text{ sr}^{-1}. \tag{15}$$

the source luminosity predicted would be 6.5×10^{33} ergs/s and the average distance for HESS sources 3.5 kpc.

If instead all HESS sources belong to the SNR population the total flux would be

$$\begin{aligned}
 F_{snr}(E > 200 \text{ GeV}, |l| < 30) &= \int F(D) dN_{SNR} \\
 &= \int_{D_{min}}^{D_{max}} dD D \frac{k}{D^2} \int_{l=-\frac{\pi}{6}}^{l=\frac{\pi}{6}} dl \sigma_{SNR}(l, D) \\
 &= 6.6 \times 10^{-9} \text{ photons cm}^{-2} \text{ s}^{-1} \text{ sr}^{-1},
 \end{aligned}
 \tag{16}$$

the source luminosity predicted for HESS sources would be 6.5×10^{33} ergs/s and their average distance 3.5 kpc. Fig 2 shows the values of luminosity L_0 and fraction of γ -ray emitting pulsars or SNRs, allowed by the condition that HESS detects 18 sources.

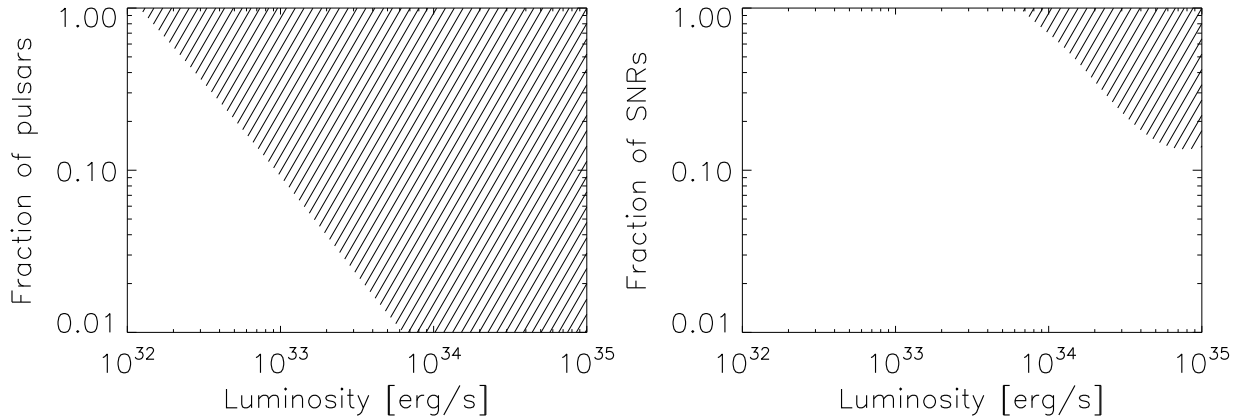


Fig. 2.— Values of luminosity L_0 and fraction of γ -ray emitting pulsars or SNRs allowed by the condition that HESS detects 18 sources. The shaded region is not allowed.

In the HESS catalogue of fifteen new sources 8 sources have SNRs as possible counterparts, and 4 of these new sources are potentially associated to pulsar wind nebulae. So pulsars and SNRS both occur but their surface densities are likely not so different.

3. Contribution of unresolved sources to Milagro diffuse galactic emission

Milagro is a water Cherenkov telescope, which has surveyed most of the northern sky at TeV energies (Atkins et al. 2000, 2003). Milagro has measured TeV energy fluxes from the Crab (Atkins et al. 2004) and the Cygnus Region (Smith et al. 2005) and, recently

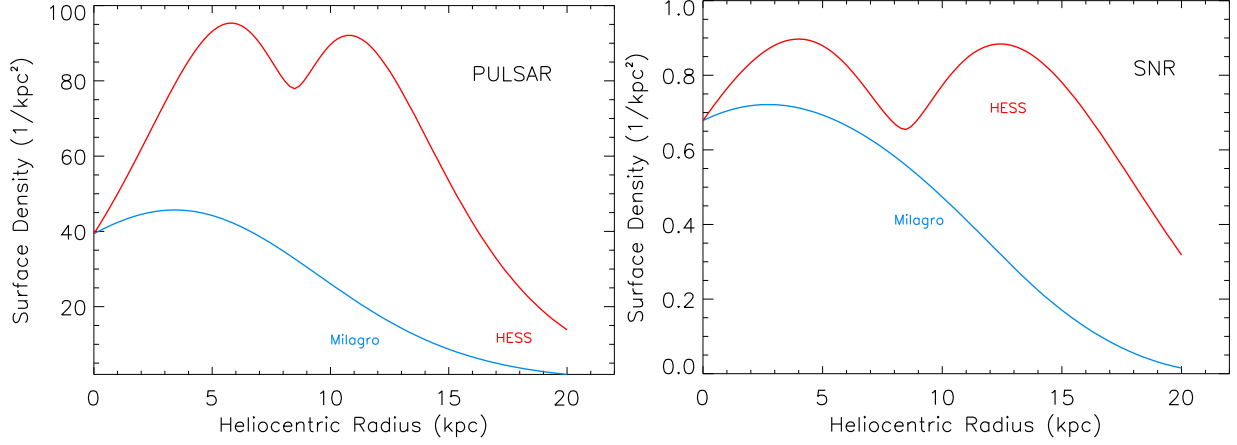


Fig. 3.— Pulsar and SNR surface distributions versus the heliocentric distance D for the regions of the Galactic plane surveyed by Milagro ($40^\circ < l < 100^\circ$) and by HESS ($-30^\circ < l < 30^\circ$).

the diffuse Galactic γ -ray emission up to TeV energies. Milagro Galactic diffuse emission is $(7.3 \pm 1.5 \pm 2.3) \times 10^{-11}$ photons $\text{s}^{-1} \text{cm}^{-2} \text{sr}^{-1}$ for $E > 3.5$ TeV in the region $40^\circ < l < 100^\circ$. (Atkins et al. 2005) The detection of TeV γ -ray diffuse emission is of fundamental importance in solving the long standing problem of the production of high energy γ radiation in our Galaxy. In fact the Milagro result seems to exclude an additional hard spectrum component continuing to above 10 TeV to explain the 60 per cent excess of EGRET flux compared to π_0 -decay production mechanism due to the local cosmic ray flux. (Hunter et al. 1997) In order to discriminate among different production mechanisms of the diffuse radiation, it is important to estimate the amount of the measured diffuse emission which could arise from unresolved pointlike sources. The Milagro sensitivity to point sources is about 10^{-11} photons $\text{s}^{-1} \text{cm}^{-2}$ for $E > 1 \text{TeV}$ and, in fact, it is of the order of the brightest integral source flux detected by HESS. However, part of the diffuse emission measured by Milagro is emission from unresolved HESS-like pointlike sources.

The integral flux expected from the Milagro field of view from HESS-like sources assuming a pulsar shaped surface density and source luminosity $L_0 = 1.7 \times 10^{33}$ erg/s is

$$\begin{aligned}
 F_{pulsar}(E > 200 \text{ GeV}, 40 < l < 100) &= \int F(D) dN_{pulsar} \\
 &= \int_{0.3 \text{ kpc}}^{30 \text{ kpc}} dD D \frac{k}{D^2} \int_{l=\frac{2\pi}{9}}^{l=\frac{5\pi}{9}} dl \sigma_{pulsars}(l, D) \\
 &= 2.4 \times 10^{-9} \text{ photons } \text{s}^{-1} \text{cm}^{-2} \text{sr}^{-1},
 \end{aligned}$$

(17)

while from HESS-like sources assuming a SNR shaped surface density and $L_0 = 6.5 \times 10^{33}$ erg/s is

$$\begin{aligned}
 F_{snr}(E > 200 \text{ GeV}, 40 < l < 100) &= \int F(D) dN_{SNR} \\
 &= \int_{0.3 \text{ kpc}}^{30 \text{ kpc}} dD D \frac{k}{D^2} \int_{l=\frac{2\pi}{9}}^{l=\frac{5\pi}{9}} dl \sigma_{SNR}(l, D) \\
 &= 3.1 \times 10^{-9} \text{ photons s}^{-1} \text{ cm}^{-2} \text{ sr}^{-1},
 \end{aligned}
 \tag{18}$$

The fluxes in Eq. (17) and (18) are lower than HESS flux from resolved and unresolved sources. In fact as shown in Fig.3 HESS observes the inner region of the Galaxy, whereas Milagro field of view is more spread toward the outer regions in the Galaxy, where the number of sources is substantially lower, so a lower contribution from unresolved sources is expected for Milagro's region of the Galactic plane than for HESS.

Milagro Galactic diffuse emission is measured for a threshold energy of about 3.5 TeV, whereas the fluxes from unresolved sources calculated in Eq.(17) and (18) refer to HESS threshold energy of 200 GeV. In order to estimate the contribution of unresolved sources to Milagro diffuse emission we correct the flux in Eq.(17) and (18) for the different threshold energy. All HESS sources are fitted by a power law spectrum

$$\Phi(E, \Gamma) = \Phi_0 \left(\frac{E}{1 \text{ TeV}} \right)^{-\Gamma}, \tag{19}$$

and the average spectral index $\Gamma = 2.32$. The integral flux from unresolved pulsars if 5 per cent of radio loud pulsars emit γ -rays corrected for Milagro threshold becomes

$$\begin{aligned}
 F_{pulsar}(E > 3.5 \text{ TeV}, 40 < l < 100) &= F_{pulsar}(E > 200 \text{ GeV}, 40 < l < 100) \\
 &\times \left(\frac{E_{Milagro}}{E_{HESS}} \right)^{(-\Gamma+1)} \\
 &= 5.5 \times 10^{-11} \text{ photons s}^{-1} \text{ cm}^{-2} \text{ sr}^{-1}
 \end{aligned}
 \tag{20}$$

If all HESS sources coincide with SNRs

$$F_{snr}(E > 3.5 \text{ TeV}, 40 < l < 100) = F_{pulsar}(E > 200 \text{ GeV}, 40 < l < 100)$$

$$\begin{aligned}
& \times \left(\frac{E_{Milagro}}{E_{HESS}} \right)^{(-\Gamma+1)} \\
& = 7.1 \times 10^{-11} \text{ photons s}^{-1} \text{ cm}^{-2} \text{ sr}^{-1}
\end{aligned}
\tag{21}$$

where $E_{Milagro}$ and E_{hess} are Milagro and HESS energy threshold, respectively. The contribution from unresolved HESS-like sources to Milagro diffuse emission is comparable to the diffuse emission itself. Despite the uncertainty of this calculation, concerning especially the ratio between γ -ray loud pulsars and SNRs, the result seems to indicate that unresolved point sources contribute significantly to Milagro diffuse γ -ray emission. Fig. 4 shows the fraction of the measured Milagro flux which unresolved sources contribute to for different L_0 and for various total numbers of Galactic SNRs and pulsars. The lines in blue represent the conditions for HESS to detect 3, 9 and 18 sources, respectively.

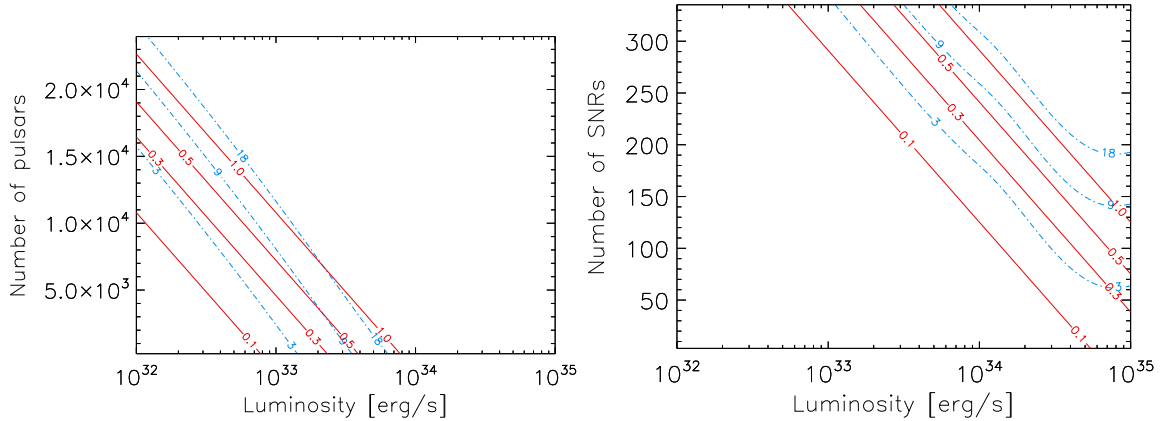


Fig. 4.— The red lines represent the fraction of the measured Milagro flux which resolved and unresolved sources contribute to for different L_0 and for different total number of Galactic SNRs and pulsars which are γ -ray loud. The lines in blue represent the conditions for HESS to detect 3, 9 and 18 sources, respectively.

4. Contribution of HESS sources to EGRET diffuse galactic emission

EGRET surveyed the γ -ray sky in the energy region between 30 MeV and 100 GeV. The Third EGRET Catalog lists 80 sources for latitudes less than ± 10 degrees, of which 5 are pulsars, one is a solar flare and 74 are unidentified sources. Studies of the spectral characteristics (Merck et al. 1996) and of the luminosity function (Mukherjee et al. 1995)

of EGRET unidentified sources show as unlikely that even a small part of these sources are pulsars or SNRs. The contribution of these sources to EGRET flux was evaluated by EGRET Collaboration and should be less than 10 per cent. Recently Strong (2006) showed that the contribution of unresolved sources with luminosity $L(E > 100\text{MeV}) < 1 \times 10^{35}$ photons s^{-1} , which are too dim to be detected by EGRET, could provide up to 5, 10 per cent of EGRET emission. Also he showed that combinations of different source populations could explain the excess γ -ray emission measured by COMPTEL and EGRET at MeV and GeV energies, respectively.

The HESS new population of sources does not seem to coincide with EGRET Catalogue (Aharonian et al. 2006). From Gonthier et al. (2002) the EGRET point source sensitivity in the Galactic plane is about 1.6×10^{-7} photons $\text{s}^{-1} \text{ cm}^{-2}$ for $E > 100\text{MeV}$. If we can believe that HESS TeV source fluxes continue down to GeV energies, ten of these sources would have been detectable by EGRET if extrapolated without any cut-off to 100 MeV. The fact that only a few of HESS new sources are spatially consistent with the 95 per cent positional error of unidentified EGRET sources (HESS J1640-465, HESS J1745-303 and HESS J1825-137 for which a simple power law estrapolation of the spectrum to 1 GeV gives EGRET flux) suggests that the simple estrapolation of HESS source fluxes to EGRET energies is probably not correct. These sources might have a cut-off close to 10 GeV. All these sources will be detectable by GLAST, which will have a flux threshold of about 5.0×10^{-9} photons $\text{s}^{-1} \text{ cm}^{-2}$. The sum of the integral fluxes of the three HESS sources, which could coincide with EGRET unidentified sources, is 1.1×10^{-6} photons $\text{s}^{-1} \text{ cm}^{-2} \text{ sr}^{-1}$ at 1.4 GeV, about one per cent of the EGRET diffuse flux.

Following the method introduced in Chapter 2 we evaluate the contribution due to HESS-like sources to EGRET diffuse emission $F_{sources}(E > E_0, -30^\circ < l < 30^\circ)$ at different energies E_0 above 0.50 GeV and for the two cases in which either all SNRs or 5 per cent of the radio loud pulsars contribute. In Table 1 the first column gives the energy E_0 above which the integral flux $F_{sources}(E > E_0, -30^\circ < l < 30^\circ)$ is evaluated. The measured EGRET integral flux for $E > E_0$ is given in the second column. The contribution of HESS-like pulsars or SNRs is given in columns third and fourth, respectively. As shown in Table 1 the contribution from HESS-like sources can account for about 10 per cent of the GeV excess. This contribution becomes more important at higher energies. At about 85 GeV the contribution from either HESS-like pulsars or SNRs is about 20 per cent of the diffuse flux.

ENERGY (GeV)	EGRET FLUX	5 % PRS FLUX (% EGRET)	SNR FLUX (% EGRET)
0.75	7.9×10^{-5}	6.7×10^{-6} (9%)	6.3×10^{-6} (8%)
1.5	3.6×10^{-5}	2.7×10^{-6} (8%)	2.5×10^{-6} (7%)
3.0	1.3×10^{-5}	1.1×10^{-6} (8%)	1.0×10^{-6} (8%)
7.0	2.3×10^{-6}	3.5×10^{-7} (15%)	3.3×10^{-7} (14%)
15.0	1.4×10^{-6}	1.3×10^{-7} (9%)	1.2×10^{-7} (9%)
35.0	4.4×10^{-7}	4.2×10^{-8} (10%)	4.0×10^{-8} (9%)
85.0	6.4×10^{-8}	1.3×10^{-8} (20%)	1.2×10^{-8} (19%)

Fig. 5.— Table 1. Integral fluxes for EGRET measured diffuse γ -ray spectrum of the inner Galaxy region, ($-30^\circ < l < 30^\circ$ and $-5^\circ < b < 5^\circ$) compared with the contribution from HESS-like pulsars and SNRs for different energies. All fluxes are in units of in photons $\text{s}^{-1} \text{cm}^{-2} \text{sr}^{-1}$. EGRET fluxes are from Strong et al. (2005) .

5. Conclusions

Using HESS new sample of Galactic γ -ray emitters we estimated the contribution of unresolved sources to the diffuse emission measured by EGRET and by Milagro. We find that the contribution of unresolved HESS-like sources to the diffuse γ ray emission is large at energies above 100 GeV, whereas it amounts to about 10 per cent of EGRET measurements of the diffuse flux at GeV energies. Since pulsars and SNRs are distributed mostly in the Galactic plane, their unresolved fluxes will mainly contribute to the low latitude diffuse emission. Thus we expect that the total flux due to unresolved sources contributes less at higher latitudes.

The main uncertainties of this calculation consist in assuming that all sources are monoluminous and the distribution of γ -ray sources follows the distribution of either pulsars or SNRs. Of the 1509 pulsars catalogued by the Australian National Telescope Facility (Manchester et al. 2005) only a few are also γ -ray emitters. This could be due to strong selection effects as suggested by the existence of pulsars, such as Geminga, which are γ -ray loud pulsars, yet not observed in the radio. However, both the SNR and pulsar distribution give similar conclusions, as would any class of sources that follows a similar spatial distribution.

To draw more certain conclusions about the high energy γ -ray Galactic sky, new observations are of fundamental importance. VERITAS will be able to survey the same region of the sky as Milagro. Milagro’s recently improved sensitivity will better image the dif-

fuse emission. Finally, GLAST will investigate the window of energy between 10 MeV to 300 GeV, covering the energy gap left between EGRET and the ground based gamma-ray observatories.

We would like to thank Andrew Strong, Igor Moskalenko and Nino Panagia for useful discussions and comments.

REFERENCES

- Aharonian, F. A. & Atoyan, A. M., 2001, *A&A*, 362, 937
- Aharonian, F. A. et al., 2004, *ApJ* 614, 897
- Aharonian, F. A. et al., 2005, *Science* 307, 1938
- Aharonian, F. A. et al., 2006, *ApJ* 636, 777
- Atkins, R. W. et al., 2000, *Nucl.Instrum Methods Phys. Res., Sect. A*, 449, 478
- Atkins, R. W. et al., 2003, *ApJ*, 595, 803
- Atkins, R. W. et al., 2004, *ApJ*, 608, 680
- Atkins, R. W. et al., 2005, *PRL*, 95, 251
- Bertsch, D. L. et al., 1993, *ApJ*, 416, 587B
- Case, G. L. & Bhattacharya D., 1998, *ApJ*, 504, 761
- de Boer, W., Sander, C., Zhukov, V., Gladyshev, A. V. and Kazakov, D. I., 2005, *A&A*, 444, 51
- Gonthier, P. L., Ouellette, M. S., Berrier, J., O’Brien, S. and Harding, A. K., 2002, *ApJ*, 565, 482
- Green, D. A., 2004, *Bull. Astron. Soc. India* 32, 335
- Hunter, S. D. et al., 1997, *ApJ*, 481, 205
- Kamae, T. et al., 2006, *ApJ*, 647, 692
- Lorimer, D. R., 2004, *IAU Symposium*, 218, 105

- Manchester, R. N. et al., 2005, *Astron. Journ.*, 129, 1993
- Merck, M. et al., 1996, *A&A Suppl. Ser.* 120, 465
- Mukherjee, R. et al., 1995, *ApJ*, 441, L61
- Prodanovic, T. et al., 2006, *arXiv:astro-ph/0603618*
- Smith, A. J. et al., 2005 *Symposium on High-Energy Gamma-Ray Astronomy*, AIP Conference Proceedings, 2005, 745, 657
- Strong, A. W., Moskalenko, I. V. & Reimer O., 1999 *ApJ*, 537, 763
- Strong, A. W., Moskalenko, I. V. & Reimer O., 2004 *ApJ*, 613, 962
- Strong, A. W. et al., 2005 *A&A*, 444, 495
- Strong, A. W., 2006, *Proceedings of Conference 'The multi-messenger approach to high-energy gamma-ray sources'*, Barcelona, 2006
- Swordy, S., 2003, 28th International Cosmic Ray Conference, Universal Academy Press Inc.
- Yusifov, I. & Küçük, I., 2004, *A&A*, 422, 545