

Near real-time selection of high redshift GRBs with Swift

S. Campana¹, G. Tagliaferri¹, D. Malesani¹, L. Stella¹, P. D’Avanzo^{1,4}, G. Chincarini^{1,5}, S. Covino¹

¹ INAF-Osservatorio Astronomico di Brera, Via Bianchi 46, I-23807 Merate (Lc), Italy

² International School for Advanced Studies (SISSA/ISAS), via Beirut 2-4, 34016 Trieste, Italy

³ INAF-Osservatorio Astronomico di Roma, Via Frascati 33, I-00040 Monteporzio Catone (Roma), Italy

⁴ Università degli Studi dell’Insubria, Dipartimento di Fisica e Matematica, Via Valleggio 11, I-22100 Como, Italy

⁵ University of Milano–Bicocca, Department of Physics, Piazza delle Scienze 3, 20126 Milano, Italy

received, accepted

Abstract. A good fraction of GRBs detected by Swift are at a large redshift (up to $z = 6.3$, so far). Their study allows us to investigate, among other things, the cosmic star formation in the early Universe (possibly up to the re-ionization era) and the chemical enrichment of the high-redshift gas. Here we present and discuss a method of selection which identifies high-redshift candidates based only upon promptly-available information provided by Swift. This method relies upon, Galactic extinction, GRB duration time and absence of an optical counterpart in the UVOT telescope onboard Swift. This tool may provide an extremely effective way to locate high-redshift astrophysical objects and to follow them in the optical/NIR band in near real time.

Key words. Gamma-rays: burst — Cosmology: early Universe

1. Introduction

The study of GRBs at high redshift holds great promises, allowing for the investigation of GRB environments and their use to explore the galaxy formation and the chemical evolution up to the very young Universe.

In almost two years of operations Swift has revolutionized the fast-response multi-wavelength studies of gamma-ray bursts (GRBs). On average, the Burst Alert Telescope (BAT, 15–350 keV, Barthelmy et al. 2005) localizes 2–3 GRBs per week (2 – 3’ precision at gamma-ray energies); the X-Ray Telescope (XRT, 0.3–10 keV, Burrows et al. 2005) localizes $\sim 70\%$ of them in < 200 s down to an accuracy of 3 – 5’’ (Moretti et al. 2006). At the same time the Ultraviolet/Optical Telescope (UVOT, 170–600 nm, Roming et al. 2005) looks for optical counterparts. The GRB sample detected by Swift has, on average, significantly dimmer optical afterglows than the GRB sample of BeppoSAX and HETE II. In particular, about 1/3 have no optical counterpart, despite deep and prompt searches. Indeed, some of these “dark bursts” have relatively bright near-infrared (NIR) counterparts, implying that their afterglows are not just intrinsically faint, but suffer also substantial obscuration (either from dust or neutral hydrogen) or are at high redshift. The mean redshift of the Swift bursts is $\langle z \rangle = 2.8$, significantly larger than that measured for pre-Swift events (Jakobsson et al. 2006). Population synthesis models suggest that $\gtrsim 7 - 10\%$ of the *detected* GRBs are at $z > 5$

(Bromm & Loeb 2006; Jakobsson et al. 2006). Given the possible preference of GRBs for low-metallicity environments, the fraction at high redshift may be even higher (Natarajan et al. 2005).

These findings support the possibility that a significant fraction of the optically dark GRBs detected by Swift are at very high redshift. GRB050904 at $z = 6.29$ (Kawai et al. 2006; Totani et al. 2006; Tagliaferri et al. 2005) might therefore be only the first discovered GRB of a population of very high-redshift events. There are already five GRBs at $z > 5$. There might well be GRBs at comparable redshift or even higher redshift in the present Swift sample, the optical/NIR afterglow of which could not be detected due to observational difficulties involved in the identification of the afterglows and in the acquisition of their spectra. For example, a possible very high redshift event was GRB060116, for which we derived a best-fit photometric redshift of $z_{\text{phot}} = 6.7$, with a less-probable solution at $z_{\text{phot}} = 4.1$ (Grazian et al. 2006). An attempt to derive a spectrum was unsuccessful, being the source too weak due to the large delay (2.7 d) between the GRB and the observation (Fernández-Soto et al. 2006, in preparation). This testifies for the importance of a fast reaction.

Here we describe a simple and fast selection procedure able to spot high-redshift candidate GRBs. This is based on a combination of the GRB duration and on the lack of an optical counterpart in the early UVOT data in low extinction locations in our Galaxy.

Send offprint requests to: Sergio Campana, campana@merate.mi.astro.it

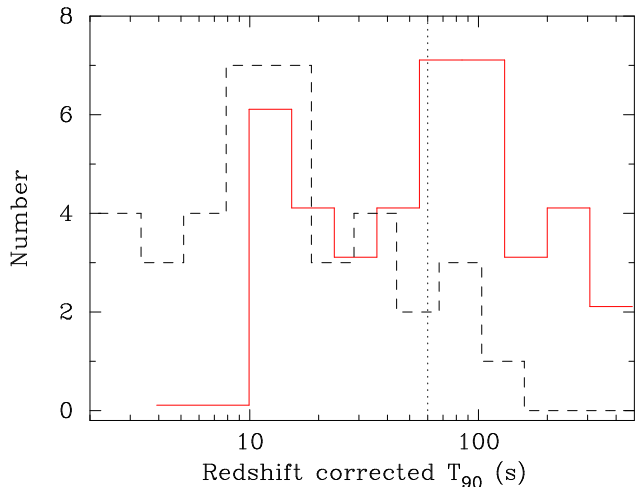


Fig. 1. Intrinsic distribution of $T_{90}(z)$ durations observed by Swift-BAT corrected for the cosmological time dilation (redshift). The dashed-line histogram shows the observed distribution ($T_{90}(z)$), the continuous-line histogram the same distribution shifted at $z = 6$. The vertical dotted line marks our reference constraint $T_{90} > 60$ s.

2. Selection procedure

We start from the Swift sample of GRBs with known redshift (45 as of 30 Sep 2006). The distribution of redshift-corrected T_{90} (i.e. the time containing the 90% of GRB fluence in the 15–350 keV BAT energy range) is shown in Fig. 1. It is clearly apparent that long GRBs are relatively rare. However, redshift increases the observed T_{90} . Taking the rest-frame distribution of $T_{90}(z)$ at $z = 6$, the fraction of observed GRBs with $T_{90}(z = 6) > 60$ s would be $62 \pm 21\%$. By considering long GRBs with (observed) $T_{90} > 60$ s we can exclude a large fraction of GRB in the redshift interval 1–3 (see Fig. 2), and selects $31 \pm 8\%$ of the GRB sample with known redshift and $30 \pm 7\%$ of the full Swift sample (160 GRBs).

This is clearly not enough to identify high redshift GRBs. We add to this cut, the lack of an UVOT counterpart, either in the first short (a few tens of seconds) V image. In order not to select GRB heavily absorbed in our Galaxy we further request that the Galactic $E(B - V) < 0.1$. UVOT observes shortward of 5500 \AA and it is virtually blind to objects at $z \gtrsim 5$ due to Lyman drop out. The rationale behind this cut is to select highly absorbed or high-redshift GRBs. The UVOT observing strategy described above (first short V image and then 100 s white image) has been implemented and used systematically since March 2006. Since then 43 GRBs have been detected by Swift. Of these 14 were discarded due to a too high Galactic extinction ($E(B - V) > 0.1$). Of the 29 GRBs left, 17 do have an optical counterpart detected by UVOT ($59 \pm 25\%$).

The intersection of the two constraints is extremely powerful. In the sample of 29 GRBs we have 12 GRBs without a prompt UVOT counterpart and only 4 with $T_{90} > 60$ s (see Fig. 3). These are GRB060904A, GRB060814, GRB060522 and GRB060510B. The last two GRBs have a spectroscopic redshift of $z = 5.11$ and $z = 4.9$, respectively (Cenko et al. 2006; Price 2006). Actually, GRB060522 was detected by UVOT in

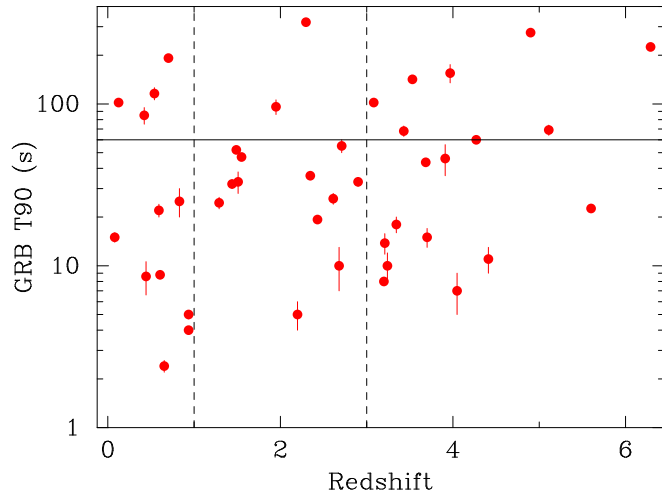


Fig. 2. Redshift distribution of the complete sample of 41 Swift GRBs versus their T_{90} , i.e. the time (redshift uncorrected) containing 90% of the BAT 15–350 keV fluence. The horizontal line marks our selection criteria for long-distant GRBs, and the two vertical dashed lines indicate the selected redshift interval. Basically, requiring $T_{90} > 60$ s we mainly select closely GRBs with long duration (like GRB060218 or GRB060614) or distant ($z > 3$) GRBs.

the 100 white light image at 19.65 ± 0.21 but not in the 400 s V band exposure starting about 140 s after burst trigger with an upper limit of $V > 20.1$ (Fox et al. 2006; Holland 2006). GRB060904A was not detected 3.9 hr after the burst down to $R > 22.0$ (Cenko & Rau 2006). In the NIR Subaru observations did not detect the afterglow down to $J > 21.0$, 5 hr after the burst (Aoki, Tanaka & Kawai 2006). The K -band afterglow of GRB060814 was detected at $K \sim 18$, 4.4 hr after the burst (Levan et al. 2006). VLT observations taken 58 min after the event showed a $R \sim 24$ object consistent with the afterglow as well as other closeby sources. The night was not photometric and the day after the same object was $R = 23.61 \pm 0.08$. ISIS photometry did not detect this object as variable so we conclude that it likely is the host galaxy. These deep non-detections (or high magnitudes) in the R band and observations in the NIR suggest the presence of intrinsically heavily absorbed afterglows or high-redshift afterglows.

3. Conclusions

We have presented a powerful method to single out high-redshift GRBs based on Swift promptly available data: GRB time duration ($T_{90} > 60$ s), lack of an optical counterpart in the UVOT data and low Galactic extinction ($E(B - V) < 0.1$). These three constraints effectively select high-redshift GRBs. Basically, the first constraint preferentially selects distant GRBs whose duration is stretched by cosmological time dilation. The second constraint picks up highly extinguished or high-redshift objects (UVOT observes shortward of 5500 \AA , becoming blind at $z \gtrsim 5$ due to Lyman drop out). A further constrain on the Galactic extinction cleans the sample from heavily absorbed GRBs from our Galaxy. In a sample of 29 GRBs we are able to isolate four events. Of these two are at a

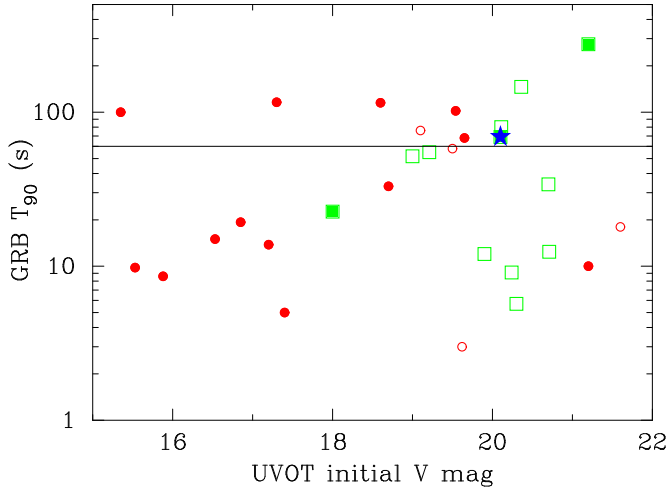


Fig. 3. Distribution of UVOT V magnitudes of all Swift GRBs from March 2006 versus their T_{90} duration. Circles mark GRBs with a detection with UVOT (in the V band). Filled circles are GRBs with a spectroscopic redshift. Squares mark instead GRBs without a UVOT detection. Filled squares are GRBs with measured redshift. The star marks GRB060522 with a non-detection in the V band but a detection in white light with UVOT. The combination of $T_{90} > 60$ s and absence of UVOT counterpart can be used to single out high-redshift GRBs. We have 4 objects in this space of parameters: two of them are without a secure redshift (they have strong upper limits in the R -band and one has a K band detection) and for two of them a spectroscopic redshift with $z \gtrsim 5$ has been measured.

known redshift of ~ 5 (GRB060522 at $z = 5.1$ and 060510B at $z = 4.9$). Of the remaining two, one has a large color index $R - K \gtrsim 5.6$ a few hours after the event and the other has firm upper limits in $R > 22$ and in $J > 21$ (about 5 hr after the burst). These observations indicate that three out of four GRBs might be high-redshift objects. GRB060814 having a relatively bright host galaxy should instead be a highly reddened object. Our selection procedure is effective in selecting confirmed high-redshift GRBs ($\gtrsim 50\%$) and at variance with other techniques is characterized by a low contamination. This is very important because it will allow us to immediately identify the few objects that deserve the fastest spectroscopy with an 8-m class telescope.

We stress that our selection criteria can be applied based on prompt information provided by Swift only within a few hours (being the computation of the T_{90} contained in the refined BAT circular the main limitation). Additional criteria might be an X-ray column density consistent with the Galactic value since the intrinsic column density is reduced roughly by $\sim (1 + z)^{2.6}$ (Campana et al. 2006; even if for GRB050904 we find a larger column density with respect to the Galactic value, see Cusumano et al. 2006). A further criterion is a relatively smooth prompt (BAT) light curve, since at high redshift GRB spikes are dilated by cosmological redshift.

High-redshift GRBs with a prompt follow up might yield a wealth of unprecedented information on the chemical environment of the high-redshift star-forming. In principle the metal-

licities (through Fe and Si column densities), dust depletion (Zn abundances), the gas density and location with respect to the GRB (through observation of fine-structure excited states) can be traced. In addition, the star-formation history of the Universe up to the re-ionization era ($z > 6$) can be probed. Our technique may provide one of the most effective ways to single out and study objects in the high-redshift Universe.

Acknowledgements. This work is supported at OAB-INAF by ASI grant I/R/039/04.

References

- Aoki, K., Tanaka, I., Kawai, N., 2006, GCN Circ. 5522
- Barthelmy, et al., 2005, Sp.Sc.Rev., 120, 143
- Bromm, V., Loeb, A., 2006, ApJ, 642, 382
- Burrows, D.N., et al., 2005, Sp.Sc.Rev., 120, 165
- Campana, S., et al., 2006, A&A, 449, 61
- Cenko, S.B., Rau, A., 2006, GCN Circ. 5512
- Cenko, S.B. et al., 2006, GCN Circ. 5155
- Cusumano, G., et al., 2006, Nat, 440, 164
- Fox, D., et al., 2006, GCN Circ. 5150
- Grazian, A., et al., 2006, GCN Circ. 4545
- Holland, S.T., 2006, GCN Circ. 5158
- Jakobsson, P., et al., 2006, A&A, 447, 897
- Kawai N., et al., 2006, Nature, 440, 184
- Levan, A.J., et al., 2006, GCN Circ. 5455
- Malesani, D., Scarpa, R., 2006, GCN Circ. 5450
- Moretti, A., et al., 2006, A&A, 448, L9
- Natarajan, P., et al., 2005, MNRAS 364, L8
- Price, P.A., 2006, GCN Circ. 5104
- Roming, P.W.A., et al., 2005, Sp.Sc.Rev., 120, 95
- Tagliaferri, G., et al., 2005, A&A, 443, L1
- Totani, T., et al., 2006, PASJ, 58, 485