

Variable stars in the newly discovered Milky Way satellite in Boötes¹

Massimo Dall'Ora,² Gisella Clementini,³ Karen Kinemuchi,⁴ Vincenzo Ripepi,² Marcella Marconi,² Luca Di Fabrizio,⁵ Claudia Greco,³ Christopher T. Rodgers,⁴ Charles Kuehn,⁶ Horace A. Smith,⁶

ABSTRACT

We present V, I light curves for 12 variable stars identified in the newly discovered satellite of the Milky Way in the Boötes constellation (Belokurov et al. 2006). Our sample includes 11 RR Lyrae stars (5 first overtone, 5 fundamental mode and 1 double mode pulsator), and one long period variable close to the galaxy red giant branch tip. The RR Lyrae stars trace very well the average V luminosity of the galaxy horizontal branch, leading to a true distance modulus for the galaxy of $\mu_0 = 19.11 \pm 0.08$ mag for an assumed metal abundance of $[\text{Fe}/\text{H}] = -2.5$ (Munoz et al. 2006), and for $E(B - V) = 0.02$ mag. Average periods are $\langle P_{ab} \rangle = 0.69$ d and $\langle P_c \rangle = 0.37$ d for ab - and c - type RR Lyrae stars, respectively, making of Boötes the second pure Oosterhoff type II (OoII) dSph after Ursa Minor. The location of the double mode RR Lyrae (RRd) in the Petersen diagram is consistent with RRd stars in OoII clusters, and corresponds to an intrinsic luminosity of $\log L / \log L_\odot = 1.72$ (for $Z = 10^{-4}$ and $M = 0.80 M_\odot$) according to Bono et al. (1996) pulsation models.

¹Based on data collected at the 1.52 m telescope of the INAF-Osservatorio Astronomico di Bologna, Loiano, Italy, at the INAF-Telescopio Nazionale Galileo, La Palma, Canary Islands, and at the 2.3 m telescope at the Wyoming Infrared Observatory (WIRO) at Mt. Jelm, Wyoming, USA.

²INAF, Osservatorio Astronomico di Capodimonte, via Moiarello 16, I-80131 Napoli, Italy, (dallora, ripepi, marcella)@na.astro.it

³INAF, Osservatorio Astronomico di Bologna, via Ranzani 1, I-40127 Bologna, Italy; (gisella.clementini, claudia.greco)@oabo.inaf.it

⁴University of Wyoming, Department of Physics & Astronomy, Dept. 3905, Laramie, WY 82071, USA; (kinemuch, crodgers)@uwyo.edu

⁵INAF, Centro Galileo Galilei & Telescopio Nazionale Galileo, PO Box 565, 38700 S. Cruz de La Palma, Spain; difabrizio@tng.iac.es

⁶Department of Physics and Astronomy, Michigan State University, East Lansing, MI 48824-2320, USA; (kuehn, smith)@pa.msu.edu

Subject headings: galaxies: dwarf —galaxies: individual (Boötes) —galaxies: distances and redshifts —stars: horizontal branch —stars: variables: other —techniques: photometry

1. Introduction

The discovery of a new satellite companion of the Milky Way was recently announced by Belokurov et al. (2006), who named it the Boötes dwarf spheroidal (dSph) after the constellation of Boötes in which the structure was detected. Munoz et al. (2006) obtained spectroscopy of red and asymptotic giant branch stars in the Boötes dSph galaxy from which they measured a very low metal abundance of $[\text{Fe}/\text{H}] \sim -2.5$ dex, confirming the results obtained by Belokurov et al. (2006) based on the galaxy color-magnitude diagram (CMD). This low metallicity makes of Boötes the most metal-poor Local Group dSph known so far. The galaxy $i, g - i$ CMDs published by Belokurov et al. (2006) and Munoz et al. (2006) clearly show a horizontal branch (HB) that extends to the blue enough to cross the classical instability strip, thus suggesting that RR Lyrae stars should be present in the Boö dSph. RR Lyrae stars have been found in all the Local Group dSphs where observations were deep enough to reach the HB. They trace the old stellar population ($t > 10$ Gyr) of the host system and, being standard candles, provide an invaluable tool to estimate the galaxy distance.

In this Letter we present V, I light curves for 12 variable stars we have identified in the Boötes dSph, periods and pulsation properties for 11 of them, and the first CMD of the galaxy in the V, I bands of the Johnson-Cousins photometric system. Our sample includes 11 of the variable stars for which Siegel (2006, hereinafter S06) presents B, I photometry and periods evaluated by fitting the observed B light curves with RR Lyrae templates by Layden (1998).

Observations and data reductions are described in Section 2. The color magnitude diagram of the Boö dSph is presented in Section 3. Identification and pulsation characteristics (periods, amplitudes, and types) of the variable stars are described in Section 4. In Section 5 we discuss the distance we derived for this new satellite of the Milky Way using independent methods based on the RR Lyrae stars. Final results are summarized in Section 6.

2. Observations and data reductions

Time series V, I photometry of the Boötes dSph galaxy has been collected between April and July 2006 with BFOSC at the 1.52 m telescope of the Bologna Observatory in Loiano¹, and with DOLORES at the 3.5 m TNG telescope², whereas B, V, I observations have been gathered at the 2.3 m Wyoming Infrared Observatory (WIRO) telescope, using the WIRO-Prime CCD prime focus camera³. In this letter we present results from the analysis of the V, I data. A more extended analysis of the full dataset will be presented in a forthcoming paper. Due to the different field of view of the three instrumental set-ups, the number of phase points ranges from a minimum of 17 and 4 to a maximum of 52 and 17 in the V and I bands, respectively. Typical internal errors of our V band photometry for single phase points at the level of the HB are in the range from 0.01 to 0.03 mag.

Images were pre-reduced following standard techniques (bias subtraction and flat-field correction) with IRAF⁴, and I -band images were corrected for fringing by adopting, for each instrument, a well-suited fringing map. We measured the star magnitudes by aperture photometry, since the field is not crowded and the image quality of a number of frames was not sufficient for a satisfactory PSF evaluation. After a preliminary PSF reduction performed with the DaophotII/Allstar packages (Stetson 1987, 1992), aperture photometry was carried out with a radius of 1.5 FWHM for each individual image.

The absolute photometric calibration was obtained during the night of May 8, 2006, through the observation at the TNG of standard stars in Landolt field PG1633 (Landolt 1992) as extended by P.B. Stetson⁵. For the atmospheric extinction coefficient, we adopted the average value for La Palma⁶. A total number of 67 standard stars covering approximately the color interval $0.6 < V - I < 2.7$ were used to derive the calibration equations which have $\sigma = \pm 0.016$ and ± 0.019 mag scatter, in V and I , respectively. The derived color terms are in good agreement with those found on the DOLORES@TNG web page and in the literature. Since the aperture photometry of the standard stars was performed with an aperture radius

¹<http://www.bo.astro.it/loiano/index.htm>

²<http://www.tng.iac.es/instruments/lrs/>

³<http://physics.uwyo.edu/~amonson/wiro/prime.html>

⁴IRAF is distributed by the National Optical Astronomical Observatories, which are operated by the Association of Universities for Research in Astronomy, Inc., under cooperative agreement with the National Science Foundation

⁵ <http://cadwww.dao.nrc.ca/standards/>

⁶see http://www.ast.cam.ac.uk/dwe/SRF/camc_extinction.html

of 5.5 arcsec, we derived a correction for the (smaller) aperture used in the two reference scientific frames. This correction is 0.06 and 0.07 ± 0.03 mag in V and I , respectively. The total uncertainty of our photometry is $\sigma_V=0.035$ mag and $\sigma_I=0.04$ mag, in V and I , respectively.

3. The galaxy CMD

The $I, V - I$ CMD of the Boötes dSph is shown in Figure 1. The two lines are the mean ridge lines of the globular clusters (GCs) M15 (solid line) and M3 (dashed line), drawn from the cluster’s CMDs available at Padua University WEB site⁷, and shifted in magnitude and color to fit the galaxy HB. The Boötes red giant branch (RGB) is very well fitted by a metal-poor cluster like M15 ($[\text{Fe}/\text{H}] \sim -2.3$), thus supporting the low metal abundance derived for the galaxy by Munoz et al. (2006). A low metal abundance in the range from ~ -2.0 , to -2.5 dex is also suggested by the location in the Petersen diagram of a double mode pulsator we have identified in the galaxy, (see Section 5). If we adopt for the galaxy the distance modulus we infer from the average luminosity of the RR Lyrae stars (see Section 5) and adopt the Bellazzini et al. (2004) calibration of the tip I luminosity, we estimate that the galaxy RGB tip is at $I=15.40$ mag for $[\text{Fe}/\text{H}]=-2.5$. Boötes brightest star in our CMD is V16 at $V=15.97$ and $I=14.60$, hence about 0.8 mag above the galaxy tip.

4. Identification of the variable stars

Variable stars were identified from the V band time series where we have a larger number of phase points and then counter-identified in I . First we calculated the Fourier transform (in Schwarzenberg-Czerny 1996 formulation) for each star in the photometric catalog with at least 12 epochs, then we averaged this transform to estimate the noise and calculated the signal-to-noise ratios. We then checked all the stars with high S/N, that for the RR Lyrae stars typically went from 25 to 160. Coordinates for the variable stars were obtained cross correlating our catalog with the catalog MAST/casg available at <http://www-gsss.stsci.edu>. The r.m.s of the cross correlation is 0.07 arcsec for both coordinates.

All the RR Lyrae stars in our sample are also in the S06 database, while S06’s V1, V7, V11 and V13 are outside our field of view. We were able as well to assess the variability of

⁷<http://dipastro.astro.unipd.it/globulars>, note that the Padua photometry is calibrated to the Landolt standard system.

the bright star located close to the tip of the Boötes RGB (see Fig. 1) for which S06 does not provide a light curve.

Periods were derived using GRaTiS (Graphical Analyzer of Time Series) a custom software developed at the Bologna Observatory (see Di Fabrizio et al. 1999; Clementini et al. 2000). We were able to derive reliable periods for 11 of the 12 stars we identified in the Boötes dSph. Given the about 100 days window of our observations these periods are accurate to the fourth digit. Along with the star’s average luminosity, the light variation amplitude and CMD position allowed us to classify the variable star type. Our sample includes 5 RRc’s, 5 RRab’s, 1 RRd and 1 long period variable (LPV). The properties of the variable stars are summarized in Table 2. An electronic table of dates and magnitudes is available by request.

Examples of the light curves are shown in Figure 2, where data for the RR Lyrae stars are folded using the periods and epochs of maximum light provided in Table 2. V16 turned out to be a LPV. In the 100 days spanned by our observations we only observed a portion of the star’s light curve, thus only a rough estimate of the period could be obtained. In Figure 2 we show for V16 the sequence of observations in HJD.

Our periods agree with S06’s periods rounded to the second digit for 9 out of the 11 variables we have in common. However, the S06 periods, although similar to ours, do not provide the best fit to our data. Furthermore, there are two remarkable differences with respect to S06 classification, namely stars: V5 and V12. These stars have been classified by S06 respectively RRc and RRab. The S06 period for V5 (0.3863158 d) does not phase our data. Our best fit period for the star is 0.6506 d. A shorter period of about 0.3943 d could possibly phase our data, although with a larger scatter and it is thus considered less likely. We also find that the star has very small amplitude, on average about 0.2 smaller than other *c*-type RR Lyrae stars, and is about 0.2 mag brighter than the galaxy HB. Both the reduced amplitude and the overluminosity might be caused by V5 being blended with a companion star. However, additional and better resolution data would be needed to assess the star actual nature. Given its peculiarities and the less certain classification in type, in the following discussion this star will always be considered separately. The most striking difference with S06 is star V12 that we find to be a double mode RR Lyrae star, with periods of $P_1=0.3948$ and $P_0=0.5296$ d, and period ratio of 0.7455 d. The double mode behavior of V12 is clearly seen in Figure 2, and the star’s position near the transition between *c*- and *ab*- type RR Lyrae stars seem to support our finding.

The average periods of the RR Lyrae stars are: $\langle Pc \rangle = 0.37$ d ($\sigma=0.04$, average on 5 stars; average and σ do not change whether we include or not the double mode star) and $\langle Pab \rangle = 0.69$ d ($\sigma=0.12$, average on 4 stars) or 0.68 ($\sigma=0.10$, average on 5 stars) if the variable star brighter than the HB is considered. These average values and the high frequency of *c*-

type stars are consistent with the Boötes dSph being an Oosterhoff type II system (Oosterhoff 1939), and along with the low metal abundance make of the galaxy an analog of the Ursa Minor dSph galaxy. The V period-amplitude relation of the Boötes RR Lyrae stars is shown in Figure 3 and compared with the distributions of the M3 RRab stars. The 4 Boötes *ab*-type RR Lyrae stars with certain classification (open circles in Figure 3) are found to lie close to the region occupied by the well-evolved M3 RRab stars (dashed curve in Figure 3, taken from Cacciari et al. 2005) and the Oosterhoff type II locus. According to Table 1 these stars appear also to be slightly brighter than the average level of the Boötes HB and in Figure 1 lie slightly above the HB ridge lines of M15 and M3, thus confirming they could be evolved objects. In conclusion, all the evidence agrees that the Boötes dSph is an old, metal-poor object of Oosterhoff II class.

5. The distance of the Boo dSph galaxy

The average luminosity of the Boötes RR Lyrae stars is $\langle V \rangle = 19.546 \pm 0.018$ ($\sigma = 0.057$, average on 10 stars) and $\langle V \rangle = 19.531 \pm 0.022$ ($\sigma = 0.073$, average on 11 stars) if the overluminous star is included. Assuming for the absolute luminosity of the RR Lyrae stars at $[\text{Fe}/\text{H}] = -1.5$ $M_V = 0.59 \pm 0.03$ (Cacciari & Clementini 2003), $\Delta M_V / [Fe/H] = 0.214 (\pm 0.047)$ mag/dex (Clementini et al. 2003, Gratton et al. 2004) for the slope of the luminosity metallicity relation, $E(B - V) = 0.02$ (according to Belokurov et al. 2006 and in agreement with the small color shift required to match M15 and the Boötes horizontal and red giant branches), and $[\text{Fe}/\text{H}] = -2.5$ (Munoz et al. 2006), the galaxy distance modulus is: 19.11 ± 0.08 or 19.09 ± 0.08 if the overluminous variable is included, where errors include the standard deviation of the average, and the uncertainties in the photometry, reddening, and RR Lyrae absolute magnitude.

The presence of a double-mode RR Lyrae star in Boo allows us to estimate its mass, hence derive the galaxy distance, by comparing observed and predicted period ratios in the Petersen diagram (Petersen 1972) for double mode RR Lyrae stars. Clementini et al. (2004) published an updated version of this diagram and compared it with the pulsation models of Bono et al. (1996) and Bragaglia et al. (2001). The position of V12 in the Petersen diagram is shown in Figure 4 which is an update of Clementini et al. (2004) figure 14. The star location in the diagram seems consistent with RRd stars in OoII clusters, and we find the star’s mass is close to $0.80 M_\odot$, in agreement with the evolutionary predictions for HB stars populating the instability strip at $Z = 0.0001$ (see e.g. Pietrinferni et al. 2004). This mass, combined with the luminosity provided by the Petersen diagram and the observed fundamental period of V12, allows us to evaluate the star’s $\log T_e$ from the pulsation equation. We used Equation

1 in Di Criscienzo et al. (2004). Once the mass, luminosity, and effective temperature are known, the star’s absolute visual magnitude was calculated using the model atmospheres by Castelli et al. (1997a,b). We find $M_V(\text{V12})=0.52$, with a conservative error of ~ 0.13 mag. The corresponding distance modulus for the Boötes dSph is then $\mu_0 = V_0 - M_V = 19.01 \pm 0.15$ mag.

We estimated the distance to the Boötes system with two further independent methods: i) the comparison of theoretical and empirical RR Lyrae first overtone blue edges (FOBE) and fundamental red edges (FRE) in the M_V versus $\log P$ plane (see Caputo 1997, Caputo et al. 1999, Di Criscienzo et al. 2004) and, ii) the theoretical Wesenheit function (see Di Criscienzo et al. 2004). From the first technique we find that the Di Criscienzo et al. (2004) theoretical boundaries of the instability strip (FOBE and FRE) for metal poor pulsators with mean mass of $0.80 M_\odot$ match the observed RR Lyrae stars in Boötes for a distance modulus of 19.21 ± 0.10 mag. A distance modulus of 19.17 ± 0.12 mag is obtained instead by adopting the theoretical Wesenheit relation for the same value of the mass and discarding V5. All these independent distance determinations based on the RR Lyrae stars are well consistent to each other within their quoted uncertainties.

6. Summary and conclusions

We have identified and obtained V, I light curves for 11 RR Lyrae stars (5 RRC, 5 RRab and 1 RRd) and one long period variable in the newly discovered dSph galaxy in Boötes (Belokurov et al. 2006). We have investigated the Oosterhoff classification of this dwarf galaxy with the RR Lyrae stars. We have found that the RR Lyrae parameters support an Oosterhoff II class for the Boötes dSph and that the galaxy *ab*-type RR Lyrae stars might be slightly evolved objects.

From the average luminosity of the RR Lyrae stars the galaxy distance modulus is $\mu_0 = 19.11 \pm 0.08$ ($D = 66 \pm 3$ kpc). Three further RR Lyrae-based independent methods confirm this distance within the observational errors, leading to a weighted mean modulus of $\mu_0 = 19.14 \pm 0.07$ mag.

We warmly thank Luciana Federici for providing the mean ridge lines of M15 and M3, S. Galleti, G. Andreuzzi and the staff of the Loiano and TNG telescopes. Financial support for this study was provided by MIUR, under the scientific project 2004020323, (P.I.: Massimo Capaccioli). HAS thanks the US National Science Foundation for support (AST 0607249).

REFERENCES

- Bellazzini, M., Ferraro, F. R., Sollima, A., Pancino, E., & Origlia, L. 2004, A&A, 424, 199
- Belokurov, V., et al. 2006, ApJ 647, L111
- Bono, G., Caputo, F., Castellani, V. & Marconi, M. 1996, ApJ, 471L, 33
- Bragaglia, A., Gratton, R.G., Carretta, E., Clementini, G., Di Fabrizio, L. & Marconi, M. 2001, AJ, 122, 207
- Cacciari, C., & Clementini, G. 2003, in *Stellar Candles for the Extragalactic Distance Scale*, ed. D. Alloin and W. Gieren (Berlin: Springer, LNP), Lecture Notes in Physics, 635, 105
- Cacciari, C., Corwin, T.M. & Carney, B.W. 2005, AJ, 129, 267
- Caputo, F. 1997, MNRAS, 284, 994
- Caputo, F., Castellani, V., Marconi, M., & Ripepi, V. 1999, MNRAS, 306, 815
- Castelli, F., Gratton, R.G. & Kurucz R. L. 1997a, A&A, 319, 593
- Castelli, F., Gratton, R.G. & Kurucz R. L. 1997b, A&A, 324, 432
- Clement, C.M., & Rowe, J. 2000, AJ, 120, 2579
- Clementini, G., Di Tomaso, S., Di Fabrizio, L., Bragaglia, A., Merighi, R., Tosi, M., Carretta, E., Gratton, R. G., Ivans, I.I., Kinard, A., Marconi, M., Smith, H. A., Wilhelm, R., Woodruff, T. & Sneden, C. 2000, AJ, 120, 2054
- Clementini, G., Gratton, R., Bragaglia, A., Carretta, E., Di Fabrizio, L. & Maio, M. 2003, AJ, 125, 1309
- Clementini, G., Corwin, T. M., Carney, B. W., & Sumerel, A. N. 2004, AJ, 127, 938
- Di Fabrizio, L., 1999, *Master Thesis, Universita' degli studi di Bologna*
- Di Criscienzo, M., Caputo, F. & Marconi, M. 2004, ApJ, 612, 1092
- Gratton, R., Sneden, C., & Carretta, E. 2004, ARA&A, 42, 385
- Landolt, A. U. 1992, AJ, 104, 340
- Layden, A. C. 1998, AJ, 115, 193

- Munoz, R. R., Carlin, J. L., Frinchaboy, P. M., Nidever, D. L., Majewski, S. R., & Patterson, R. J. 2006, *ApJ*, 650, L51
- Oosterhoff, P.Th. 1939, *Observatory*, 62, 104
- Petersen, J. O. 1972, *A&A*, 19, 197
- Pietrinferni, A., Cassisi, S., Salaris, M., & Castelli, F. 2004, *ApJ*, 612, 168
- Schwarzenberg-Czerny, A. 1996, *ApJ*, 460, L107
- Siegel, M. H. 2006, *ApJ*, 649, L83
- Stetson, P. B. 1987, *PASP*, 99, 191
- Stetson, P. B. 1992, in *Astronomical Data Analysis Software and Systems I*, ed. D. M. Worrall, C. Biemesderfer, and J. Barnes (San Francisco, ASP), *ASP Conf. Ser.*, 25, 297

Table 1: Identification and properties of the variable stars in the Boötes dSph galaxy

| Name (a) | α (2000) | δ (2000) | Type | P (days) | Epoch (-2450000) | $\langle V \rangle$ (b) | N_V | $\langle I \rangle$ (b) | N_I | A_V | A_I | Notes |
|-------------|--------------------|--------------------|--------|-------------|---------------------|----------------------------|-------|----------------------------|-------|--------|--------|-------|
| V2 | 13 : 59 : 51.34 | 14 : 39 : 06.0 | RRc | 0.3119 : | 3852.729 : | 19.63 | 14 | 19.32 | 3 | 0.34 : | > 0.13 | |
| V3 | 14 : 00 : 26.86 | 14 : 35 : 33.1 | RRc | 0.3232 | 3852.808 : | 19.58 | 19 | 19.25 | 3 | 0.57 | > 0.15 | |
| V4 | 14 : 00 : 08.90 | 14 : 34 : 24.1 | RRc | 0.3860 | 3847.4073 | 19.57 | 42 | 19.19 | 7 | 0.59 | 0.20 | |
| V5 | 14 : 00 : 21.56 | 14 : 37 : 28.8 | RRab : | 0.6506 : | 3886.8486 | 19.38 | 15 | 18.93 | 4 | 0.33 | - | (c) |
| V6 | 13 : 59 : 45.95 | 14 : 31 : 40.7 | RRc | 0.3919 | 3852.778 | 19.58 | 50 | 19.13 | 15 | 0.53 | 0.22 | |
| V8 | 13 : 59 : 59.69 | 14 : 27 : 34.0 | RRc | 0.4179 | 3852.891 | 19.54 | 49 | 19.10 | 17 | 0.40 | 0.26 | |
| V9 | 13 : 59 : 47.28 | 14 : 27 : 56.3 | RRab | 0.5755 | 3881.4475 | 19.55 | 52 | 19.07 | 14 | 1.00 | > 0.41 | |
| V10 | 14 : 00 : 25.75 | 14 : 33 : 08.4 | RRab | 0.6280 | 3860.418 | 19.47 | 27 | 18.98 | 4 | 1.09 | > 0.24 | |
| V12 | 13 : 59 : 56.00 | 14 : 34 : 55.0 | RRd | 0.3948 | 3852.891 | 19.59 | 41 | 19.13 | 8 | 0.53 | > 0.20 | (d) |
| V14 | 13 : 59 : 25.75 | 14 : 23 : 45.3 | RRab | 0.7186 | 3846.994 : | 19.50 | 13 | 19.03 | 2 | 0.44 : | - | |
| V15 | 14 : 00 : 11.09 | 14 : 24 : 19.7 | RRab | 0.8456 | 3851.856 | 19.45 | 41 | 18.91 | 14 | 0.48 | 0.28 : | |
| V16 | 13 : 59 : 48.74 | 14 : 34 : 48.2 | LPV | ~ 85 | - | 15.97 | 33 | 14.60 | 1 | > 0.43 | - | |

^a Variable stars from V2 to V15 coincide with stars in S06.

^b $\langle V \rangle$ and $\langle I \rangle$ values are intensity-averaged mean magnitudes.

^c Variable star about 0.2 mag brighter than the galaxy HB.

^d Double mode RR Lyrae star with fundamental mode period $P_0=0.5296$ d, and period ratio $P_1/P_0=0.7455$.

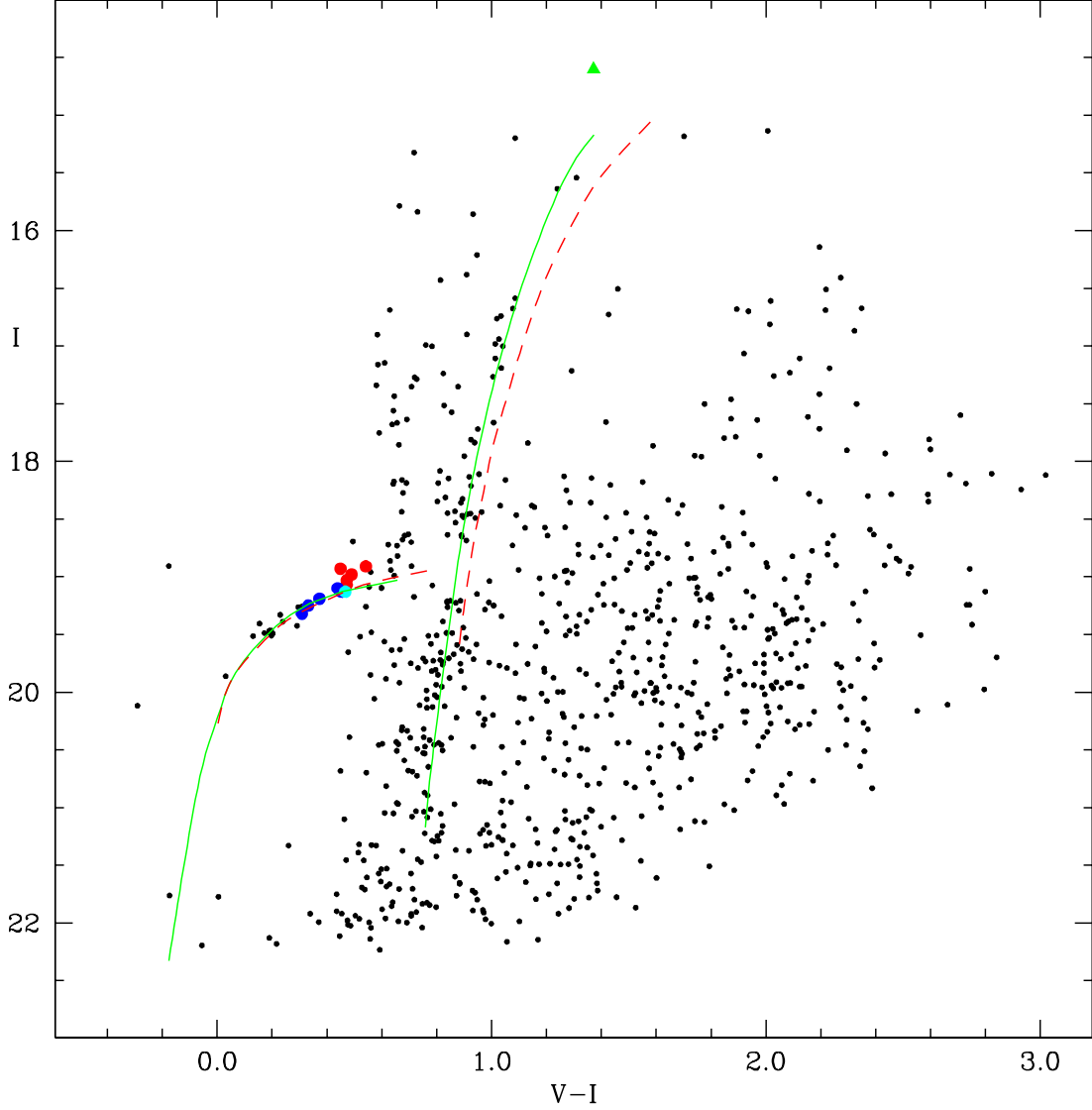


Fig. 1.— I , $V - I$ CMD of the Boötes dSph galaxy with the variable stars plotted in different colors. Red dots are ab -type RR Lyrae stars (RRab) and the variable ~ 0.2 mag above the galaxy HB; blue and cyan dots are first overtone (RRc) and double mode (RRd) pulsators, respectively; the green triangle is a long period variable (LPV). Solid and dashed lines show the mean ridge lines of M15 and M3, shifted in magnitude and adjusted in reddening to fit the galaxy HB.

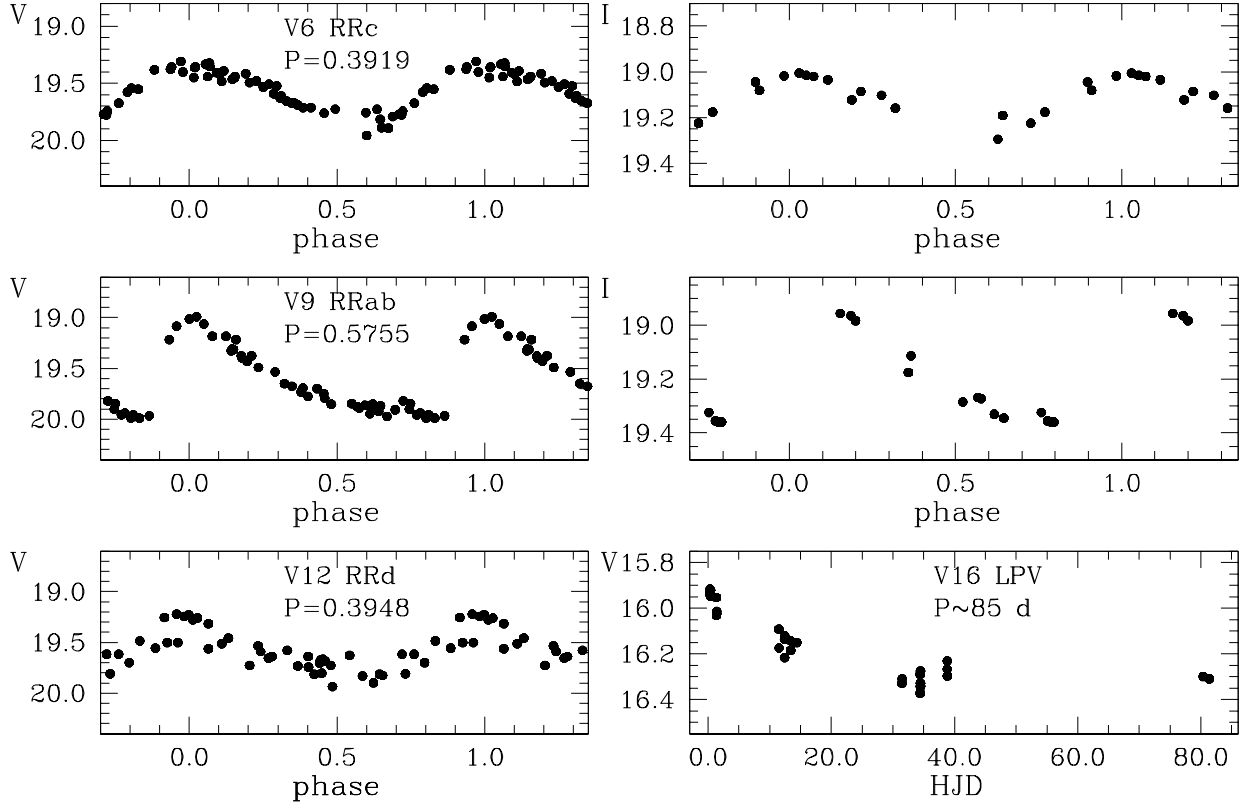


Fig. 2.— V and I light curves of variable stars in the Boötes dSph galaxy. Top panels: c - and ab -type RR Lyrae stars. Bottom left: V light curve of the RRd star; bottom right: light curve in Heliocentric Julian Day (HJD) of the LPV.

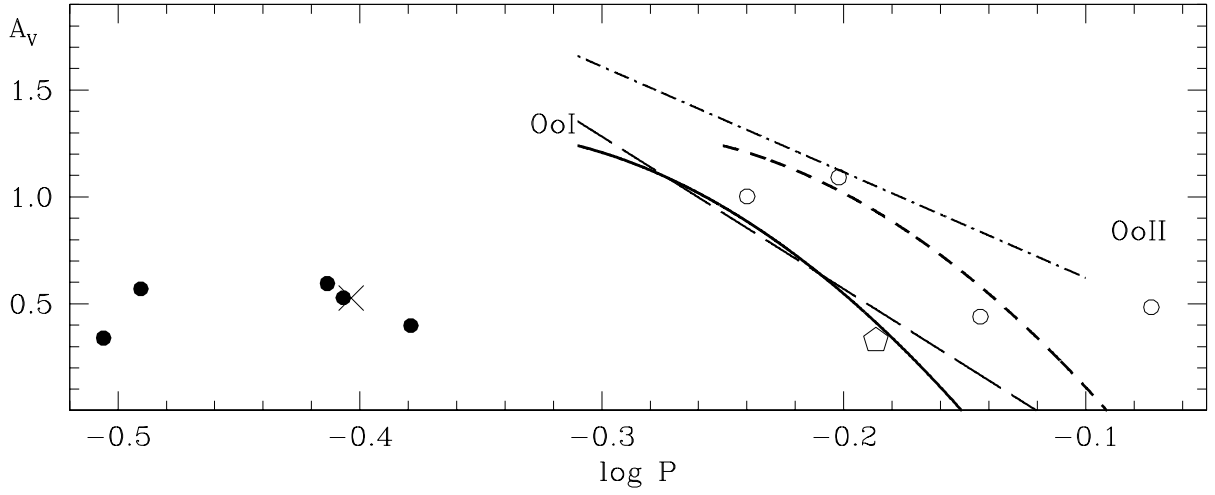


Fig. 3.— Period-Amplitude diagram in the V band for the Boo RR Lyrae stars. Filled and open circles are *c*- and *ab*-type RR Lyrae stars, respectively. The X sign is the double mode star. The large pentagon is V5 the variable about 0.2 mag above the HB having rather small amplitude. The straight lines are the positions of the Oosterhoff type I (OoI) and II (OoII) Galactic GCs according to Clement & Rowe (2000). Period-amplitude distributions of the *bona fide* regular (solid curve) and well-evolved (dashed curve) *ab*-type RR Lyrae stars in M3 from Cacciari et al. (2005) are also shown for comparison.

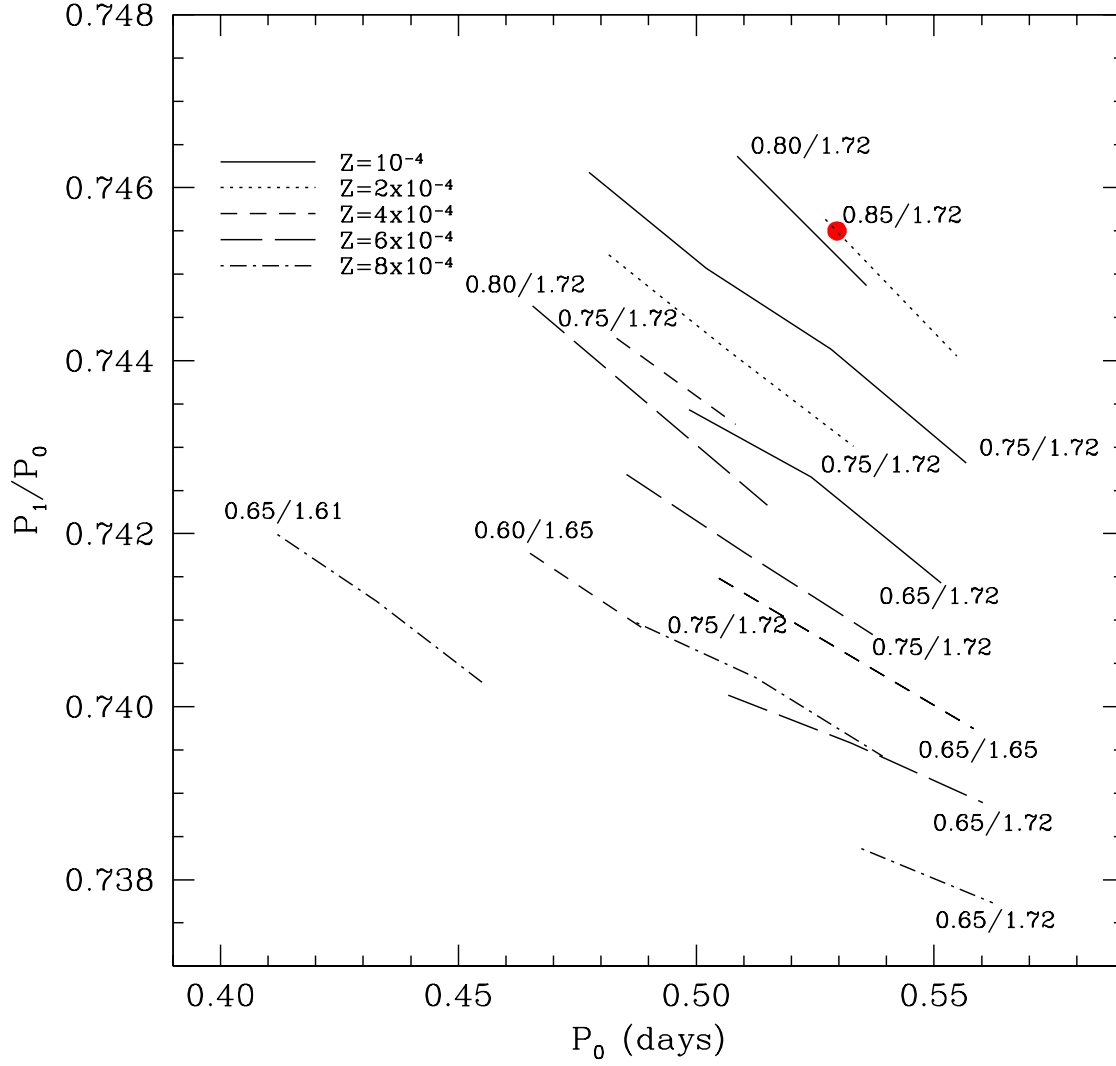


Fig. 4.— Comparison between the observed location of the RRd star V12 (filled circle) in the Petersen diagram, and the theoretical predictions of Bono et al. (1996) and Bragaglia et al. (2001) pulsation models. Numbers near each line indicate the model mass and luminosity.