
THERMAL EVOLUTION OF ISOLATED NEUTRON STARS

Dany Page

*Instituto de Astronomía, Universidad Nacional Autónoma de México,
México, D.F. 04510, MEXICO; page@astroscu.unam.mx*

Abstract

After a brief summary of neutron star cooling theory I present results which emphasize the importance of baryon pairing in the neutron star core. I show how the thermal evolution may be totally controlled by pairing for models which include only nucleons and models containing also hyperons. Finally, I consider the thermal evolution of ultramagnetized neutron stars whose existence has been inferred from the soft gamma repeaters.

1. Introduction and Prelude

The study of the cooling of neutron stars is being pursued principally with the hope to constrain the structure of dense matter since young neutron stars cool by neutrino emission which comes mainly from the matter at supranuclear densities in the deep interior. The initial scenario, known as ‘The Standard Model’, was based on the modified Urca process. This inefficient process leads to a slow cooling and the lack of detection of neutron stars, and their surface thermal emission, in several supernova remnants during the ’60 and ’70 stimulated the search for stronger neutrino emission channels. In 1965 Bahcall & Wolf had shown that free pions, if present, would enormously increase the neutrino emissivity: a realistic mechanism for the presence of pions, pion condensation, was soon proposed and with it the dichotomy between ‘standard’ and ‘exotic’ cooling scenarios (pions have nothing exotic, of course, but matter with a pion condensate is exotic). With the years, other possible fast cooling mechanisms have been proposed: quark matter, kaon condensation, the direct Urca process with nucleons and finally the direct Urca process with hyperons (see Pethick 1992 for a review).

Naively, the standard model, on one side, and the fast cooling scenarios, on the other, lead to very different predictions and there was great hope to be able to distinguish them by comparison of cooling models with data: fast cooling

scenarios predict much lower surface temperatures at ages below $\sim 10^{5-6}$ yrs. In this way, a cold (say $T_e \ll 10^6$ K) young (say $t < 10^5$ yrs) neutron star would require fast neutrino cooling while a warm one would be evidence in favor of the standard model. However, things are more complicated than just the raw neutrino emission rate. Baryon pairing can suppress the neutrino emission when the temperature T is below the critical temperature T_c : a high T_c can lead to such strong suppression that, even with the most efficient neutrino emission mechanism (the direct Urca process) the resulting surface temperature can be higher than predicted within the standard model (Page & Applegate 1992). Unfortunately, the uncertainty on the value of T_c in the core is such that almost any surface temperature could be accommodated within almost any fast cooling scenario.

With the launch of ROSAT came the confirmation of the detection of surface thermal emission from several neutron stars (Ögelman 1995): the estimated surface temperatures lay close to the predictions of the standard model and made some theorists (particularly myself) quite unhappy. Later, a new and arguably more realistic fit of the Vela pulsar spectrum nevertheless gave a temperature estimate twice lower than the original one, which seemed to seriously indicate the occurrence of some fast cooling agent at least in that neutron star (Page et al. 1996). But it turned out that an essential process had been completely forgotten in all cooling calculations: neutrino emission due to the formation of Cooper pairs when the neutron (or proton) liquid becomes superfluid (resp. superconducting). This process is perfectly ‘standard’ and, once taken into account, the standard model can be perfectly compatible with our present interpretation of the data: *the standard model is alive and well alive* (see Schaab et al 1997; Page 1998; Yakovlev et al. 1998). Non standard scenarios are of course also compatible with the data.

I have presented earlier (Page 1998) a less sketchy discussion of the above lines, to which I refer the reader for more details and references. In the next sections I consider some complementary issues.

2. ‘Measuring’ the baryon pairing critical temperature

I want first to illustrate the extreme sensitivity of the fast neutrino cooling to the baryon pairing critical temperature, T_c , by showing some previous (but little known) results (Page 1995). It is even more than just sensitivity: if pairing occurs in the whole core then the only thing which really matters is the value of T_c . The reason is simple: once T reaches T_c the neutrino emission is suppressed and the main difference between the various fast mechanisms is that T_c will be reached very very early, or just very early, i.e., a few seconds or a few days after the birth of the neutron star. When looking at the star thousands of years later this early

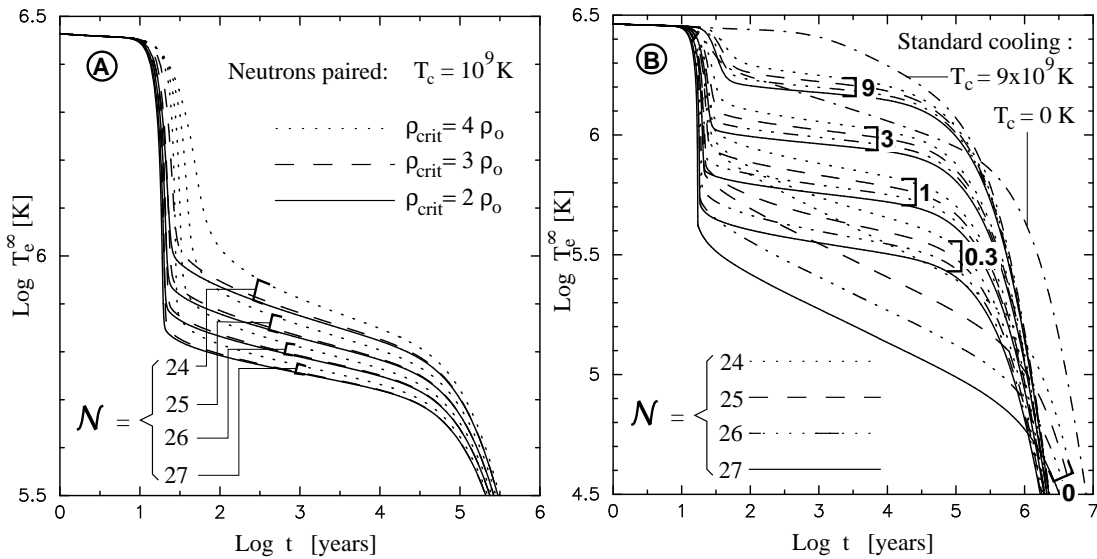


Fig. 1. **Neutron stars as thermometers for nucleon pairing:** see text.

In B, the numbers on the curves indicate the assumed uniform value of the neutron 3P_2 pairing T_c , in units of 10^9 K, and two standard cooling curves are also shown for comparison. (From Page 1995).

phase does not make much of a difference, only the value of T_c does. To illustrate this, I summarize the various fast neutrino emissivities by

$$\epsilon_\nu = 10^{\mathcal{N}} \cdot T_9^6 \quad \text{erg cm}^{-3} \text{ sec}^{-1} \quad (1)$$

where \mathcal{N} can take values from 24, similar to the effect of a kaon condensate, up to 27, corresponding to the nucleon direct Urca process ($T_9 \equiv T/10^9$ K). Another parameter which has only a limited relevance is the total mass of the inner core (which I call the ‘pit’) where this fast neutrino emission is taking place: it depends on the equation of state (EOS) and the critical density ρ_{crit} for the onset of fast emission. Figure 1 shows the results: T_c is assumed uniform over the whole core for simplicity and in [A] I vary both ρ_{crit} and \mathcal{N} while in [B] T_c is also varied (but not ρ_{crit} since its effect is so small, as shown in [A]). It is clear that, for a given value of T_c , changing \mathcal{N} and ρ_{crit} has little effect but changing T_c can span a large range of surface temperatures at ages between $\sim 10^2$ to 10^5 years. All the curves of Figure 1 correspond to a fixed mass of $1.4 M_\odot$ and fixed EOS (Friedman & Pandharipande 1981): changing the star mass and/or the EOS changes the mass of the pit which is equivalent to changing ρ_{crit} and has thus very little effect. The small differences between different values of \mathcal{N} come from the fact that the neutrino emission is not instantaneously turned off below T_c but suppressed and for a higher \mathcal{N} the suppression takes a longer time to complete.

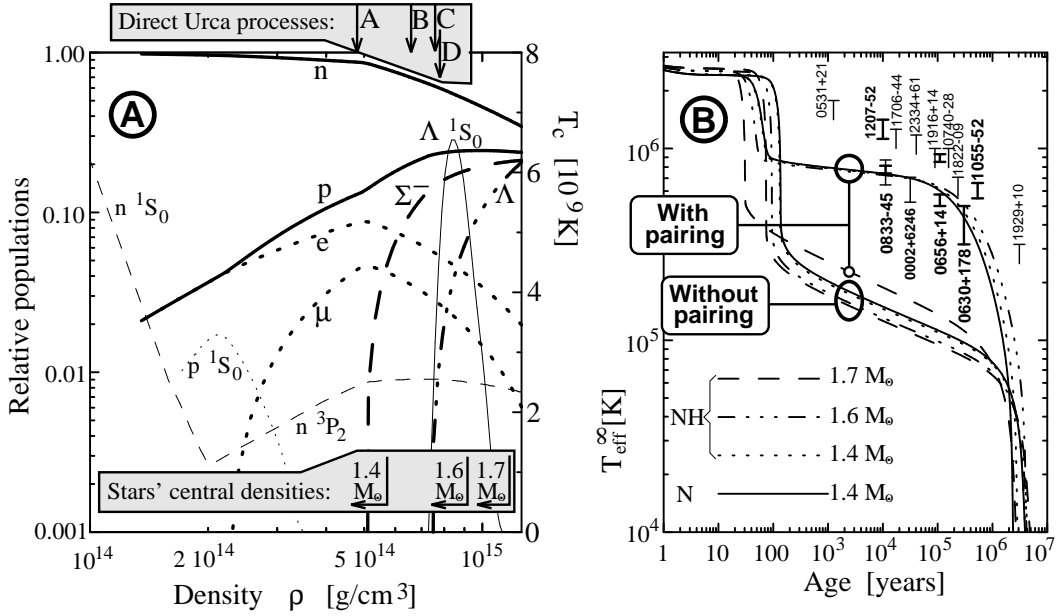


Fig. 2. **Cooling of neutron stars containing hyperons.** The left panel shows the chemical composition of a model of dense matter with nucleons and hyperons (after Glendenning & Moszkowski 1991) and the pairing critical temperatures I assume for neutrons, protons and Λ s. The right panel shows the cooling of three stars containing nucleons and hyperons (Model NH) and only nucleons (Model N) for both cases with or without pairing. For reference to the data see Page (1997) and Zavlin *et al.* (1998) for 1E 1207-52: in short, the bigger the label the more reliable the temperature estimate.

One could thus consider fast cooling neutron stars as “thermometers for the highest T_c superfluid in the Universe” by comparing results of Figure 1B with estimated surface temperatures (see, e.g., Figure 2B): $T_c \sim 2 - 3 \times 10^9$ K. Since T_c is density dependent this is its lowest value in the pit. If several fast emission processes are possible, then it is the lowest value for all different paired components (see, e.g., next section). These results may be seriously affected by the occurrence of internal heating and/or the presence of light elements at the surface (Page 1997, 1998): both of these may be resolved observationally and hopefully the future will tell us if they are, or are not, important.

3. ‘Neutron Stars’ with Hyperons

There is presently a growing interest in the properties of neutron stars containing hyperons in their inner core. I consider them here both for their intrinsic interest and to illustrate further the considerations of the previous section. Some features of the particular models I use are described in Figure 2A. Four different

direct Urca processes are possible in this case:

$$\begin{array}{ll}
 \text{A} & n \rightarrow p + e^- + \bar{\nu} \quad \text{and} \quad p + e^- \rightarrow n + \nu \\
 \text{B} & \Sigma^- \rightarrow n + e^- + \bar{\nu} \quad \text{and} \quad n + e^- \rightarrow \Sigma^- + \nu \\
 \text{C} & \Sigma^- \rightarrow \Lambda + e^- + \bar{\nu} \quad \text{and} \quad \Lambda + e^- \rightarrow \Sigma^- + \nu \\
 \text{D} & \Lambda \rightarrow p + e^- + \bar{\nu} \quad \text{and} \quad p + e^- \rightarrow \Lambda + \nu
 \end{array}$$

plus the similar processes with electrons replaced by muons. The threshold densities are indicated in Figure 2A. The cooling curves of Figure 2B show that when no pairing is taken into account the evolution of stars with or without hyperons are similar. This is simply because all these stars have process A allowed, which is the most efficient of all, and B, C, and D can only act as small additions to A. The surface temperatures obtained are obviously much below all current observational values. All these models have an envelope made of iron and no heating mechanisms are included: an accreted envelope and strong heating could reduce the discrepancy between models and observation (Page 1997, 1998).

More realistic models must include baryon pairing. The calculation of the critical temperature T_c for the various possible pairings is a very tricky task, and one which has so far been barely touched in presence of hyperons. The values of T_c I assume are plotted in Figure 2A and the two most important ones here are for neutron 3P_2 and Λ 1S_0 pairings: they control the cooling. The neutron 3P_2 T_c is taken such that the model without hyperons (continuous curve) ‘fits’ several observed temperatures ($T_c \sim 2 - 3 \cdot 10^9$ K). From the four direct Urca processes, A and B are thus suppressed when the star cools below the neutron T_c and as a result the $1.4 M_\odot$ star with hyperons (only Σ^- ’s in this case) has the same cooling history as the one without hyperons. For the two stars of masses 1.6 and $1.7 M_\odot$, processes C and D will not be suppressed by neutron pairing and require hyperon pairing. Recently, Balberg & Barnea (1997) performed the first calculation of Λ 1S_0 pairing in dense matter and obtained the values I plot in Figure 2A. As all such calculations, this one should be taken with extreme care but it leads to some interesting results. The high T_c for Λ pairing suppresses so strongly processes C and D in the $1.6 M_\odot$ star that its evolution is again indistinguishable from the previous cases. Only for the most massive star is there a central region where C and D can go uninhibited because the Λ ’s T_c vanishes. This central region has a mass of only $\sim 0.1 M_\odot$ but the direct Urca process is so efficient that the resulting evolution is similar to the cases where there is no pairing at all. We can thus have stars with very different cores, as the $1.4 M_\odot$ star with only nucleons and the 1.4 and $1.6 M_\odot$ stars with hyperons, which have almost identical cooling histories and stars with similar cores, as the 1.6 and $1.7 M_\odot$ stars with hyperons, which have very different histories: it all comes down to pairing.

4. Ultramagnetized Neutron Stars

The possibility that the persistent X-ray emission from the three soft gamma repeaters (SGR) is thermal emission from young ultramagnetized neutron stars has raised much interest recently. These objects are characterized by X-ray luminosities which are much higher than the ones of ordinary neutron stars. The critical issue here is whether these luminosities can or cannot be explained simply by the cooling of the neutron star. Every piece of physics which can raise the surface X-ray emission has to be included and analyzed; and every piece of physics which can decrease it must be avoided !

On the positive side is the ultra strong magnetic field which significantly increases heat transport in the envelope (Usov 1997; Heyl & Hernquist 1997a, b: HHa & HHb hereafter) and also the possible presence of light elements in the envelope which has a similar and cumulative effect (Chabrier *et al.* 1997; HHa). A second mechanism is of course baryon pairing in the core with its suppressing effect on the neutrino emission. By combining these two ingredients we can obtain the kind of results shown in Figure 3. For iron envelopes and little pairing in the core my results are practically identical to the ones of HHa (whose results of envelope models I boldly copied from their figures) and with pairing the luminosity at the interesting ages of a few thousand years is of course higher. In the case of hydrogen envelopes and little pairing in the core I obtain luminosities more than a factor two lower than HHa: this is due to the fact that with such high fluxes in the envelope its temperature gradient extend to higher densities, about 10^{12} gm cm $^{-3}$, than the ones considered by HHa, who assumed isothermality at ρ above 10^{10} gm cm $^{-3}$. Since I do not include the effect of the magnetic field on the thermal conductivity at $\rho > 10^{10}$ gm cm $^{-3}$, this may not be reliable but it certainly tells us that ultramagnetized envelope calculations should be extended to higher densities.

On the negative side would be any fast neutrino emission mechanism. Controlling fast neutrino emission by baryon pairing would probably require unrealistically high values of T_c to obtain such large surface temperatures. One may state, tentatively, that *if* the soft X-ray emission of the SGRs is from the cooling of the neutron star then this must be ‘standard cooling’, i.e., these neutron stars do not have ‘exotic’ matter in their core. SGR 0526-66 is far too bright for its emission to be purely from the cooling (as noted already by HHb) and some other mechanism(s) (see, e.g., Thompson & Duncan 1996) must be at work. The same mechanism(s) could also be at work in the other objects and if efficient enough could be compatible with fast cooling scenarios, or, simply, the observed X-rays have no, or little, relation with thermal emission.

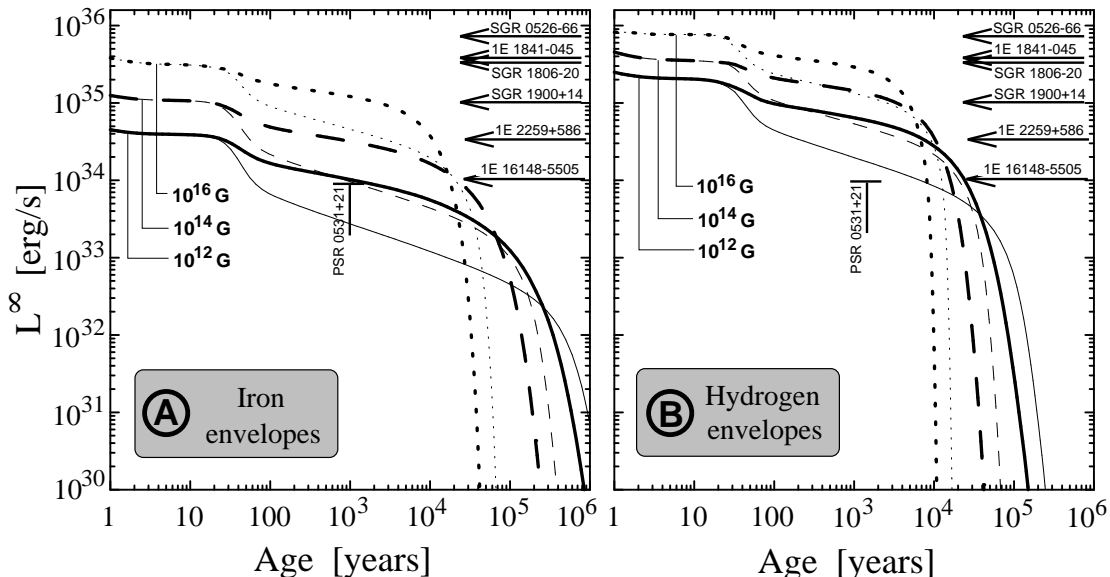


Fig. 3. **Cooling of ultramagnetized neutron stars.** I consider the cases of iron and hydrogen envelopes separately: for a given interior temperature the hydrogen envelope implies an effective temperature about 70% higher. Thin lines show models with most of the core neutrons unpaired while thick lines have a high neutron 3P_2 T_c of the order of 5×10^9 K. Data from: Rothschild *et al.* (1994) for SGR 0525-66, Vasicht & Gotthelf (1997) for 1E 1841-045, Murakami *et al.* (1994) for SGR 1806-20, Hurley *et al.* (1996) for SGR 1900+14, Parmar *et al.* (1997) for 1E 2259-586 and Gotthelf *et al.* (1997) for 1E 16148-5505.

5. Postlude

Faced with so many different models, and uncertainties, the naive expectation to learn about neutron star interiors by studying only their thermal evolution is definitely doomed. The thermal response of a neutron star to a glitch (see, e.g., Hirano *et al.* 1997) seems to be a promising complementary tool. When combined with other tools, such as the maximum mass and rotational frequency, dynamical studies of glitches, magnetic field evolution, kHz QPO's, modeling of core collapse supernovae, detection of neutrinos and gravitational waves, ... plus laboratory results and more theoretical work, we may reach the Holy Grail of understanding neutron star interiors and dense matter. Future observational results from AXAF, XMM, Astro-E, and others, will allow us to resolve the all important issues (Page 1997) of the chemical composition of the surface, and the occurrence of heating mechanisms, among others. The input of any strong constraint from these studies into cooling theories would probably allow us to eliminate numerous models, correct unrealistic assumptions and finally contribute to 'The Quest'.

Acknowledgments: this work was supported by grants from UNAM-DGAPA (# IN 105495) and Conacyt (# 2127P-E9507). I also thank the organizers of the meeting for their financial support during my stay in Tokyo.

6. References

- Bahcall, J. N., & Wolf, R. W. 1965, *Phys. Rev.*, 140, B 1452
- Balberg, S., & Barnea, N. 1997, ECT* preprint (nucl-th/9709013)
- Chabrier, G., Potekhin, A.Y., & Yakovlev, D. G. 1997, *ApJ*, 477, L99
- Friedman, B., & Pandharipande, V.R. 1981, *Nucl. Phys.*, A361, 502
- Glendenning, N. K., & Moszkowski, S. A. 1991 *Phys. Rev. Lett.*, 67, 2414
- Gotthelf, E. V., Petre, R., & Hwang, U. 1997, *Ap. J. Lett.*, 487, L175
- Heyl, J. S., & Hernquist, L. 1997a, *Ap. J. Lett.*, 489, L67 (HHa)
- Heyl, J. S., & Hernquist, L. 1997b, *Ap. J. Lett.*, 491, L95 (HHb)
- Hirano, S., Shibazaki, N., Umeda, H., & Nomoto, K. 1997, *Ap. J.* 491, 286
- Hurley, K., *et al.* 1996, *Ap. J. Lett.*, 463, L13
- Murakami, T. *et al.* 1994, *Nature*, 368, 127
- Ögelman, H. 1995, in *The Lives of the Neutron Stars*, Eds. M. A. Alpar, Ü. Kiziloğlu, & J. van Paradijs (Kluwer Academic Publishers: Dordrecht), 101
- Page, D. 1995, *Rev. Mex. Fís.*, 41, Supl. 1, 178 (astro-ph/9501071)
- Page, D. 1997, *ApJ*, 479, L43
- Page, D. 1998, in *The Many Faces of Neutron Stars*, Eds. A. Alpar, R. Buccheri, & J. van Paradijs (Kluwer Academic Publishers: Dordrecht), in press. (astro-ph/9706259)
- Page, D., & Applegate, J. H. 1992, *ApJ*, 394, L17
- Page, D., Shibbanov, Yu. A., & Zavlin, V. E. 1996, in *Röntgenstrahlung from the Universe*, Eds. H. U. Zimmermann, J. Trümper, & H. Yorke (MPE Report 263: Garching), 173 (astro-ph/960187)
- Parmar, A. N., *et al.* 1997, submitted to *A&A* (astro-ph/9709248)
- Pethick, C. J. 1992, *Rev. Mod. Phys.*, 64, 1133
- Rothschild, R. E., Kulkarni, S. R., & Lingefelter, R. E. 1994, *Nature*, 368, 432
- Schaab, Ch., Voskresensky, D., Sedrakian, A. D., Weber, F., & Weigel, M. K. 1997, *A&A*, 321, 591
- Thompson, Ch., & Duncan, R. 1996, *Ap. J.*, 473, 322
- Usov, V. V. 1997, *A. & A. Lett.*, 317, L87
- Vasicht, G., & Gotthelf, E. V. 1997, *Ap. J. Lett.*, 486, L129
- Yakovlev, D. G., Kaminker, A. D., & Levenfish, K. P. 1998, *these proceedings*
- Zavlin, V. E., Pavlov, G. G., & Trümper, J. 1998, *these proceedings*