

CMB ANISOTROPY POWER SPECTRUM STATISTICS

Benjamin D. Wandelt, Eric Hivon, Krzysztof M. Górski

Theoretical Astrophysics Center, Juliane Maries Vej 30, DK-2100 Copenhagen

ABSTRACT. Much attention has been given to the problem of estimating cosmological parameters from the C_l measured by future experiments. Many of the approaches which are being used either invoke poorly controlled approximations or are computationally expensive. We derive exact results as well as fast and highly accurate approximations for mapping a theoretical model onto the observed power spectrum coefficients and computing their statistical properties. These results obtain from an analytic framework which applies for any azimuthally symmetric sky coverage regardless of the fraction of the sky observed by the experiment.

1 Introduction

There has been much recent attention to the problem of estimating the power spectrum of anisotropies in the cosmic microwave background, C_l , from observations (Tegmark 1997; Bond, Jaffe & Knox 1998a,b). This is particularly topical because present and future experiments, from the ground, from balloons and from space, promise to provide a wealth of cosmological information (Knox 1995; Jungman et al. 1995; Bond, Efstathiou, & Tegmark 1998; Zaldarriaga, Spergel, & Seljak 1997). Even if we leave the formidable task of going from a time-ordered data set to a pixelised map to one side and assume the associated tasks of controlling systematic effects and foregrounds will be so well controllable that they can be forgotten about in the final maps, the C_l estimation still poses several fundamental difficulties. These stem mainly from the following facts:

1. Balloon-borne and ground-based experiments observe only a fraction of the sky, while the theoretical C_l are global quantities which would need observation of the full sky. Only in the full sky limit are the C_l statistically independent quantities.
2. Even satellite experiments cannot observe the full CMB sky due to galactic obscuration.
3. Any measurement will be noisy, with a possibly anisotropic noise pattern.
4. The sheer size of future data sets makes the estimation prob-

lem computationally very expensive typically scaling as the cube of the number of pixels (Bond, Jaffe, & Knox 1998a,b).

5. Even for Gaussian theories the C_l are non-Gaussian because they are quadratic quantities. In fact they are the sums of the squares of correlated Gaussian random variables. The underlying Gaussian quantities are the mode amplitudes a_{lm} of the spherical harmonic expansion of the sky signal.

It has been realised long ago that the exact, theoretically trivial way of solving the problem by maximising the Gaussian likelihood written in terms of the measured a_{lm} is computationally not feasible.

Therefore various approaches have been used to deal with these difficulties:

Compress the data set in a more or less lossy fashion and then perform a full likelihood analysis in the resulting system with fewer degrees of freedom.

Neglect items 1 and 2 above, i.e. treat the C_l as statistically independent. This is computationally a great simplification and hence very useful but leads to biased results.

Neglect item 5 above, i.e. treat the C_l as Gaussian variates whose first 2 moments are identical with the true distribution. Thanks to the Central Limit Theorem, this is a good approximation as long as one can firmly establish the l -regime where it holds to the desired level of accuracy. The higher

order moments must decay sufficiently that the mode and the mean of the true likelihoods are coincident to a good approximation.

It should be noted that Oh, Spergel, & Hinshaw (1998) have demonstrated an algorithm for solving the likelihood problem efficiently by optimising their calculations explicitly for the MAP satellite. This achieves a computational cost which scales with the square of the number of pixels. They also treat for the first time the masking of a small percentage of the CMB sky by point sources. However, we believe that it is fair to say that their methods rely on the large sky coverage of a space mission for good performance and are still far from computationally trivial.

The work presented in this talk presents a fresh look at the problem. The goal is to step on to the path towards providing a mathematical and computational tool which satisfies both the criterion of accuracy to the exacting standards of tomorrow's CMB experiments and is computationally feasible for a large and interesting class of cosmological theories, experimental setups and observational strategies.

2 Notation

The full sky of CMB temperature fluctuations can be expanded in spherical harmonics, Y_{lm} , as¹

$$T(\gamma) = \sum_{l=0}^{l_{max}} \sum_m a_{lm} Y_{lm}(\gamma) \quad (1)$$

where γ denotes a unit vector pointing at polar angle θ and azimuth ϕ . A Gaussian cosmological theory states that the a_{lm} are Gaussian distributed with zero mean and specified variance $C_l^{theory} \equiv \langle |a_{lm}|^2 \rangle$. Hence, for noiseless, full sky measurements, each measured C_l independently follows a χ^2 -distribution

¹ We assume that there is insignificant signal power in modes with $l > l_{max}$ and use the convention that sums over m run from $-l_{max}$ to l_{max} and all quantities with index lm vanish for $m > l$.

with $2l + 1$ degrees of freedom and mean C_l^{theory} .

Owing to Galactic foregrounds, limited surveying time or other constraints inherent in the experimental setup, the temperature map that comes out of an actual measurement will be incomplete. In addition, a given scanning strategy will produce a noise template. We model the noise as a Gaussian field T_N with zero mean which is independent from pixel to pixel and modulated by a spatially varying rms amplitude $W_N(\gamma)$. Therefore the observed temperature anisotropy map is in fact

$$\tilde{T}(\gamma) = W(\gamma) [T(\gamma) + W_N(\gamma)T_N(\gamma)]$$

where W is unity in the observed region and zero elsewhere.

Expanding \tilde{T} as in Eq. (1) produces a set of *correlated* Gaussian variates \tilde{a}_{lm} for the signal and $\tilde{a}_{N\ lm}$ for the noise. These combine into power spectrum coefficients

$$\tilde{C}_l = \frac{1}{2l+1} \sum_m |\tilde{a}_{lm} + \tilde{a}_{N\ lm}|^2 \quad (2)$$

whose statistical properties differ from the ones of the C_l . Hence we refer to the \tilde{C}_l as *pseudo- C_l* .

3 Results: C_l Statistics

The approach we take is to work out the complete statistical predictions of Gaussian theories of structure formation for the results obtained by a given experiment. The results we list in the following hold exactly for the case of azimuthally symmetric sky coverage (such as rings, annuli, polar caps, or a combination of the above, and “full” sky with a galactic cut) and a white noise distribution which is allowed to be anisotropic but must have the same axis of symmetry as the observed sky region. However, we show by comparison with extensive Monte Carlo simulations that our results are miraculously accurate even for strongly misaligned, symmetry violating noise patterns, far into the noise dominated regime (so in this case read “approximate” in place of “exact”).

We emphasize that while our Monte-Carlo simulations are com-

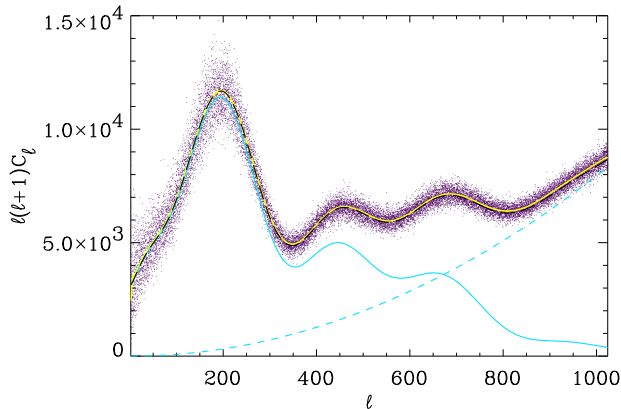


Figure 1. We show the theoretical standard cold dark matter C_l spectrum (solid grey line) superposed on 20 of our Monte Carlo simulations (dots). The white noise spectrum (grey short-dashed line) grows as $l(l+1)C_N$ in our units. The long-dashed black line shows the sum of signal and noise while the white solid line displays the $\langle \tilde{C}_l \rangle$ from 3328 Monte Carlo simulations. Apart from the large error due to non-Gaussianity at small $l \lesssim 30$, a small discrepancy can be seen for all l even for this COBE-style, almost full sky observation (cf also Figure 3).

puted for a $\pm 20^\circ$ galactic cut, our approach is *not* dependent on large sky coverage. We chose to compute this case as a demonstration of the accuracy of our formalism, its remarkable robustness with respect to a tilted noise template and its computational feasibility for maps with several million pixels. For such maps this is, to our knowledge, the only rigorous method which allows the discussion of such parameter biases and the computation of C_l statistics to the levels of accuracy which are quoted as the baseline for *e.g.* the Planck mission (Bersanelli et al. 1996).

Here are the results one by one (Wandelt, Hivon, & Górski 1998a,b):

1. An exact generalisation of the C_l sample variance formula (Knox 1995) to partial sky coverage and anisotropic noise.
2. An exact analytical closed form solution for the non-Gaussian marginal probability distributions of the \tilde{C}_l . Examples of these distributions are shown in Figure 2.
3. Exact expressions for cumulants and joint cumulants (and hence moments) of all orders for the \tilde{C}_l . In Figure 3 we compare the true

means, standard deviation, skewness and kurtosis to the ones for the χ^2 distribution for all l . These can form the basis of a debiasing scheme, as suggested in Wandelt Hivon & Górski (1998a).

4. A new, standardised, χ^2 distributed statistic y_l which measures the goodness of fit between a set of observed \tilde{C}_l and a given theory².
5. The discovery and removal of a *correlation* bias in cosmological parameter estimation which results from neglecting the correlations induced by partial sky coverage and anisotropic noise. This is an effect which is distinct from and in addition to the bias which comes from neglecting the non-Gaussianity of the \tilde{C}_l . This non-Gaussianity bias has been termed “cosmic” bias elsewhere (Bond, Jaffe, & Knox 1998b). The correlation bias occurs at all l even those where the Central Limit Theorem ensures Gaussianity in the case of almost

² We thank G. Efstathiou for suggesting computation of this quantity to us.

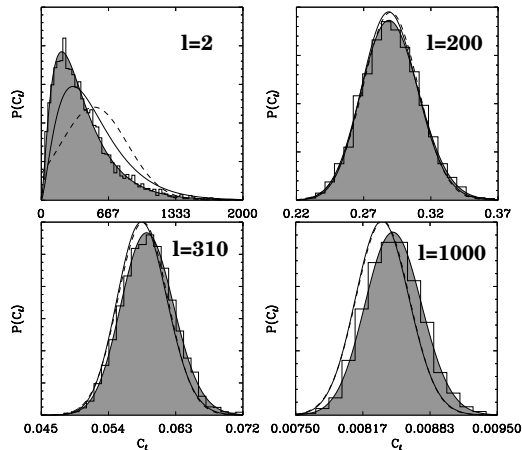


Figure 2. The \tilde{C}_l distributions. We compute them for the standard cold dark matter model (shaded), the χ^2 (solid lines) and the Gaussian (dashed) approximations compared to Monte Carlo simulations (histograms) for $l=2, 200, 310, 1000$.

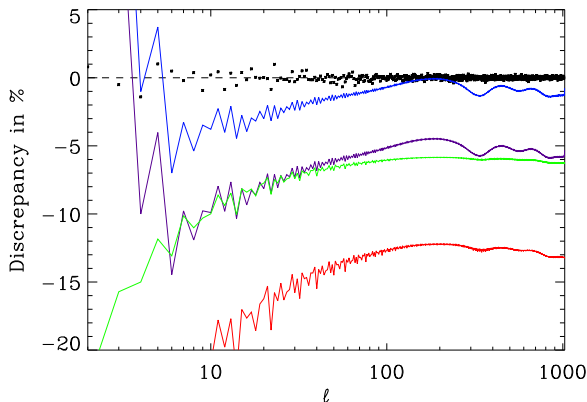


Figure 3. Moment discrepancies between the WHG and χ^2 distributions. We show the discrepancy in percent between the means, standard deviations, skewness and kurtosis for the \tilde{C}_l and χ^2 distributions. The stars are the $\langle \tilde{C}_l \rangle$ computed from 3328 Monte Carlo simulations, showing excellent agreement only limited by Monte Carlo noise. Notice the oscillatory features in the discrepancy which indicate that it is dependent on the underlying theory, e.g. through the position and amplitude of the peaks. The difference in the means for $l \gtrsim 30$ is dominated by the correlation bias and does not decay for large l .

full sky coverage.³ To show the effect on the estimation of cosmological parameters we form an ap-

³ Of course our calculations also account for the non-Gaussianity of the \tilde{C}_l distributions and are therefore free from “cosmic” bias.

proximate likelihood by multiplying the marginal \tilde{C}_l -distributions and use this to estimate Ω_b , the baryon fraction for the standard cold dark matter scenario. The results are shown in Figure 4. While this is quite a small effect for the almost full sky case consid-

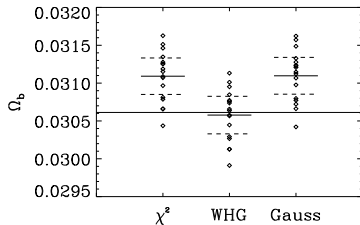


Figure 4. *Correlation bias in cosmological parameter estimation. We estimate the baryon fraction in the universe from 17 realisations of \tilde{C}_l , comparing the Gaussian and χ^2 approximation to our likelihood (WHG). The true value is marked with the long solid horizontal line. The mean estimates are marked with short horizontal lines. Because we enforce the correct marginal distributions our result is guaranteed to be unbiased while the Gaussian and χ^2 approximations neglect l to l correlations and hence produce a systematic bias, here detected at more than 3 sigma (dashed horizontal lines).*

ered in Wandelt, Hivon & Górski (1998a) we conjecture this to become more important for medium to small sky coverage.

The computation of any of these quantities, except for the joint moments, scales strictly as $N_{pix}^{\frac{3}{2}}$, where N_{pix} is the number of pixels, with a small prefactor. This means all computation take on the order of 1 minute for an l -range of 0 to 1024. In the case of the joint moment $\langle \Delta \tilde{C}_l \Delta \tilde{C}_{l'} \rangle$ the computation scales as N_{pix}^2 and takes on the order of a few minutes.

Work is in progress to extend these methods to a viable tool for the joint estimation of the Big Bang C_l and cosmological parameters in Gaussian theories from noisy, cut-sky data (Wandelt, Hivon & Górski 1998b).

Acknowledgments

We would like to thank A. J. Bandy for stimulating discussions.

This work was funded by the Dansk Grundforskningsfond through its funding for TAC.

References

- Bersanelli M. et al., 1996, “COBRAS/SAMBA: Report on the Phase A Study”, see also <http://astro.estex.esa.nl/Planck/>
- Bond J. R., Efstathiou G., Tegmark M., 1998, MNRAS, 291, L33
- Bond J. R., Jaffe A., Knox L., 1998a, Phys. Rev. D, 57, 2117
- Bond J. R., Jaffe A., Knox L., 1998b, Radical compression of cosmic microwave background data, astro-ph/9808264
- Jungman G., Kamionkowski M., Kosowsky A., Spergel D. N., 1995, Phys. Rev. D, 54, 1332
- Knox L., 1995, Phys. Rev. D, 52, 4307
- Oh S. P., Spergel D. N., Hinshaw G., 1998, An efficient technique to determine the power spectrum from cosmic microwave background sky maps, astro-ph/9805339, Ap. J. in press
- Tegmark M., 1997, Phys. Rev. D, 55, 5895
- Wandelt B. D., Hivon E., Górski K., 1998a, Cosmic microwave background anisotropy power spectrum statistics for high precision cosmology, astro-ph/9808292
- Wandelt B. D., Hivon E., Górski K. M., 1998b, in preparation
- Zaldarriaga M., Spergel D., Seljak U., 1997, Ap. J., 488, 1