

Conductivity of composite systems: perturbation theory and multidimensional chessboard

I.M. Khalatnikov^{1,2,3} and A.Yu. Kamenshchik^{1,2}

¹ L.D. Landau Institute for Theoretical Physics, Russian Academy of Sciences, Kosygina str. 2, 117334 Moscow, Russia

² Landau Network - Centro Volta, Villa Olmo, Via Cantoni 1, 22100 Como, Italy

³ Tel Aviv University, Raymond and Sackler Faculty of Exact Sciences, School of Physics and Astronomy, Ramat Aviv, 69978, Israel

Abstract

The perturbation theory for calculation of the effective conductivity of the plane consisting of pieces of different conductivities is constructed and the convenient diagram technique for this perturbation theory is elaborated. It is shown that for the chessboard perturbative calculations give results which are in agreement with the well-known formula $\sigma_{eff} = \sqrt{\sigma_1 \sigma_2}$. The generalization of this formula for three-color systems is suggested. This suggestion consists in the hypothesis that the isotropic part of the conductivity of the plane covered by regions with three different conductivities can be found from some cubic equation. It is shown that perturbative calculations for three-color two-dimensional chessboard confirm this hypothesis. We have obtained also the formula for the effective conductivity of multidimensional two-color chessboard.

PACS: 03.50.De; 41.20.-q; 02.30.Nw

The problem of calculation of the effective conductivity of the composite

materials is of interest from theoretical and phenomenological points of view and has been attracting an attention of theorists beginning since nineteenth's century [1]. The most developed is the theory of the effective conductivity of the plane, because here one can use the property of duality between conductivity and resistance, which is typical only for the two-dimensional Ohm's law. This duality consists in the fact that the rotation of the plane on $\pi/2$ simultaneously with interchange between the vectors of current density \vec{j} and the electric field \vec{E} does not change the Ohm's law. The most interesting two-dimensional result is that by Dykhne [2], who has considered the plane covered by regions with two different conductivities σ_1 and σ_2 . If the distribution is stochastical and the statistical weights of two conductivities are equal then one can show that

$$\sigma_{eff} = \sqrt{\sigma_1 \sigma_2}. \quad (1)$$

The same result will hold also for some regular two-conductivities (for the sake of convenience we shall call them below two-color) structures on the plane, in particular, for the chessboard [3].

The main goal of this letter is the construction of the perturbation theory for calculation of the effective conductivity on the plane for an arbitrary distribution of the conductivity and the representation of the obtained formulae in the convenient graphical form. As applications of this theory we rederive the formula of Dykhne for the case of two-color chessboard. Then, using our diagram technique we check the hypothesis that effective conductivity for the three-color structures could be found as the solution of some cubic equation [4]. This equation depend on an arbitrary parameter, which could be, in principle, found by means of perturbation theory. Below, we shall calculate this parameter for the three-color chessboard and control the self-consistency of the cubic equation until the sixth order of the perturbation theory. Besides, we shall give the generalization of the formula (1) for the multidimensional two-color chessboard.

Now, let us begin constructing the perturbation theory for the effective conductivity. The Ohm's law has the following form:

$$\vec{j} = \sigma \vec{\nabla} \varphi, \quad (2)$$

where \vec{j} is the current density, σ is the conductivity, which generally depends on coordinates (x, y) and φ is an electric potential. The charge conservation

rule for a stationary distribution of currents reads

$$\text{div} \vec{j} = \vec{\nabla} \cdot \vec{j} = 0. \quad (3)$$

Substituting Eq. (2) into Eq. (3) one get

$$\Delta\varphi + \vec{\nabla} \ln \sigma \cdot \vec{\nabla} \varphi = 0. \quad (4)$$

Let us suppose now that

$$\begin{aligned} \sigma(x, y) &= 1 + \alpha(x, y), \\ \langle \alpha \rangle &= 0. \end{aligned} \quad (5)$$

Here, the average value of $\sigma(x, y)$ is choosen equal to 1 for the sake of convenience and $\alpha(x, y)$ is a small function whose average on the plane, denoted by $\langle \rangle$ is equal to zero.

Let us represent the potential φ in the form

$$\varphi = \vec{E} \cdot \vec{r} + \psi(x, y). \quad (6)$$

Here, the vector field \vec{E} should be choosen in such a way to provide the fulfillment of the relation

$$\langle \vec{\nabla} \psi \rangle = 0. \quad (7)$$

Now for isotropic distributions of conductivity one can introduce the effective conductivity by means of relation

$$\vec{J} = \sigma_{eff} \vec{E}, \quad (8)$$

where $\vec{J} = \langle \vec{j} \rangle$. For anysotropic distributions of $\alpha(x, y)$ the relation (8) becomes tensor one:

$$J_i = \sigma_{effij} E_j, \quad i, j = 1, 2. \quad (9)$$

Meanwhile, substituting expression for φ from (6) into Eq. (4) one gets Laplace equation

$$\Delta\psi + \vec{\nabla} \ln(1 + \alpha) \cdot (\vec{E} + \vec{\nabla} \psi) = 0. \quad (10)$$

Now it is convenient to introduce Fourier expansions for the small functions α and ψ :

$$\alpha = \sum_{\vec{k}} \alpha_{\vec{k}} \exp(i\vec{k} \cdot \vec{r}), \quad (11)$$

$$\psi = \sum_{\vec{k}} \psi_{\vec{k}} \exp(i\vec{k} \cdot \vec{r}). \quad (12)$$

Substituting expansions (11)–(12) into Eq. (10) one has

$$\vec{k}^2 \psi_{\vec{k}} = \left[\vec{\nabla} \left(\alpha - \frac{\alpha^2}{2} + \frac{\alpha^3}{3} - \frac{\alpha^4}{4} + \dots \right) \cdot (\vec{E} + \vec{\nabla} \psi) \right]_{\vec{k}}. \quad (13)$$

Resolving Eq. (13) by iterations one can find perturbative expansion for the function $\psi_{\vec{k}}$. Then, substituting the found formulas for $\psi_{\vec{k}}$ into Eqs. (8) or (9) one can find the components of the tensor of effective conductivity.

Let us forget for a while about the condition (7), providing the correct definition of the macroscopic vector \vec{E} , one can write down the following formulas for the perturbative corrections to potential $\psi_{\vec{k}}$ and for the isotropic part of tensor of effective conductivity

$$\sigma_{eff} \equiv \frac{1}{2}(\sigma_{xx} + \sigma_{yy}) \quad (14)$$

$$\psi_{\vec{k}1} = \frac{i\alpha_k(\vec{k} \cdot \vec{E})}{\vec{k}^2}, \quad (15)$$

$$\sigma_{eff2} = - \sum_{\vec{k}} \frac{(\vec{k} \cdot \vec{E})^2}{\vec{E}^2 \vec{k}^2} \alpha_{\vec{k}} \alpha_{-\vec{k}}, \quad (16)$$

$$\psi_{\vec{k}2} = -i \sum_{\vec{p}} \frac{(\vec{p} \cdot \vec{E})(\vec{p} \cdot \vec{k})}{\vec{k}^2 \vec{p}^2} \alpha_{\vec{p}} \alpha_{\vec{p}-\vec{k}}, \quad (17)$$

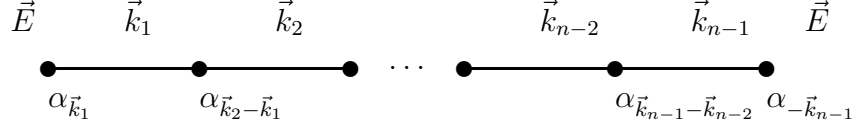
$$\sigma_{eff3} = \sum_{\vec{p}, \vec{k}} \frac{(\vec{k} \cdot \vec{E})(\vec{p} \cdot \vec{E})(\vec{p} \cdot \vec{k})}{\vec{k}^2 \vec{p}^2 \vec{E}^2} \alpha_{\vec{p}} \alpha_{\vec{k}-\vec{p}} \alpha_{-\vec{k}}, \quad (18)$$

and so on.

Making induction one can show that

$$\begin{aligned} \sigma_{effn} = & (-1)^{n+1} \sum \vec{k}_1, \dots, \vec{k}_{n-1} \frac{(\vec{k}_1 \cdot \vec{E})(\vec{k}_1 \cdot \vec{k}_2) \dots (\vec{k}_{n-2} \cdot \vec{k}_{n-1})(\vec{k}_{n-1} \cdot \vec{E})}{\vec{E}^2 \vec{k}_1^2 \dots \vec{k}_{n-1}^2} \\ & \times \alpha_{\vec{k}_1} \alpha_{\vec{k}_2 - \vec{k}_1} \dots \alpha_{\vec{k}_{n-1} - \vec{k}_{n-2}} \alpha_{-\vec{k}_{n-1}}. \end{aligned} \quad (19)$$

Thus all the corrections to effective conductivity have a "chain form" and can be represented graphically as



However, to provide the condition (7) it is necessary to subtract from this diagram all the disconnected diagrams of n th order, consisting of 2 chains, then to add the diagrams, consisting of 3 chains and so on. The construction of such an alternating sum corresponds to elimination of the terms containing the corrections, proportional to possible homogeneous vector harmonics $\vec{\nabla}\psi$.

Now, we have to analyze in some detail the structure of expression (19) and the corresponding diagram. This diagram contains "vertexes", corresponding to the coefficients of the Fourier expansion (11), and "propagators", corresponding to two-dimensional wave vectors \vec{k} . Propagators appear in 3 forms:

$$\begin{aligned}
 \bullet \text{---} \bullet &\equiv \frac{1}{2}, & \bullet \text{---}^F \bullet &\equiv \frac{1}{2} \frac{k_x^2 - k_y^2}{k_x^2 + k_y^2}, \\
 \bullet \text{---}^G \bullet &\equiv \frac{k_x k_y}{k_x^2 + k_y^2}.
 \end{aligned}$$

It is remarkable that the formula (19) (supplemented, as was explained earlier, by alternately subtracted terms) contains information about all the elements of the tensor of effective conductivity. Diagrams, corresponding to the isotropic part of this tensor given by the definition (14) contain an even number of propagators F and an even number of propagators G . Diagrams, corresponding to anisotropic part of this tensor

$$\sigma_{anysot} \equiv \frac{1}{2}(\sigma_{xx} - \sigma_{yy}), \quad (20)$$

contain an odd number of propagators F and an even number of G . Finally, diagrams, corresponding to non-diagonal elements of the effective conductivity tensor σ_{xy} , contain an odd number of propagators G .

Now, to show how this perturbation theory and diagram technique works, we shall consider the chessboard case. Let us suppose that

$$\sigma_1 = 1 + \delta,$$

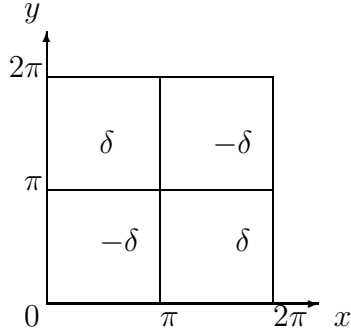
$$\sigma_2 = 1 - \delta. \quad (21)$$

Then

$$\sigma_{eff} = \sqrt{1 - \delta^2} = 1 - \frac{\delta^2}{2} - \frac{\delta^4}{8} - \frac{\delta^6}{16} - \frac{5\delta^8}{128} - \frac{7\delta^{10}}{256} + \dots \quad (22)$$

To reproduce this formula by means of perturbation theory, we should calculate the Fourier coefficients for the function $\alpha(x, y)$. Let us $\alpha(x, y)$ is a periodical function with periods 2π in both coordinates which behaves as

$$\begin{aligned} \alpha(x, y) &= -\delta, \text{ if } 0 < x < \pi, \ 0 < y < \pi; \\ \alpha(x, y) &= +\delta, \text{ if } \pi < x < 2\pi, \ 0 < y < \pi; \\ \alpha(x, y) &= +\delta, \text{ if } 0 < x < \pi, \ \pi < y < 2\pi; \\ \alpha(x, y) &= -\delta, \text{ if } \pi < x < 2\pi, \ \pi < y < 2\pi. \end{aligned} \quad (23)$$



Then

$$\alpha_{2k,m} = \alpha_{n,2l} = 0, \quad (24)$$


$$\alpha_{2k+1,2l+1} = \frac{16\delta}{(2\pi)^2(2k+1)(2l+1)}. \quad (25)$$

It is easy to see that all the diagrams with an odd number of vertices give zero contribution. Indeed, the sum of wave numbers of all the vertices of the diagram should be equal to zero (see Eq. (19)) and only odd values of wave numbers are possible (see Eqs. (24)-(25)). However, the sum of odd number of odd numbers cannot be equal to zero. Thus, we should consider only even orders of the perturbation theory.

Then, if the diagram under consideration contains an odd number of propagators G , the contribution of this diagram is equal to zero, because for any set of momenta $\vec{k} = k_x, k_y$ there is the set $\vec{k}' = -k_x, k_y$, giving the contribution of the opposite sign. Analogously, the diagrams containing

an odd number of propagators F give vanishing contributions because, the Contribution of any diagrams with a certain set of momenta $\vec{k} = k_x, k_y$ is cancelled by that with momenta $\vec{k} = k_y, k_x$. Thus, σ_{anysot} and σ_{xy} are equal to zero and the effective conductivity of the chessboard is isotropic.

Now, we are in a position to calculate the diagrams corresponding to the effective conductivity of the chessboard. In the second order of the perturbation theory one has an only diagram



which corresponds to the following expression:

$$\begin{aligned}\sigma_{eff2} &= -\frac{1}{2} \sum_{\vec{k}} \alpha_{\vec{k}} \alpha_{-\vec{k}} \\ &= -\frac{256\delta^2}{2(2\pi)^4} \sum_{k=-\infty}^{\infty} \sum_{l=-\infty}^{\infty} \frac{1}{(2k+1)^2(2l+1)^2}.\end{aligned}\quad (26)$$

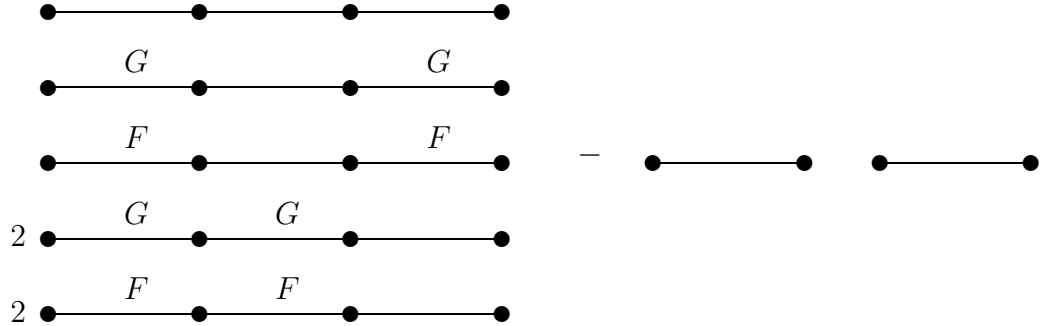
Using the well-known formula [5]

$$\sum_{n=1}^{\infty} \frac{1}{n^2} = \zeta_R(2) = \frac{\pi^2}{6} \quad (27)$$

one has

$$\sigma_{eff2} = -\frac{\delta^2}{2}. \quad (28)$$

The set of diagrams of the fourth order has the following form:



Here the first connected diagram gives the contribution $\frac{\delta^4}{8}$. Combination of the second and third diagrams gives again $\frac{\delta^4}{8}$, disconnected diagram gives the contribution $\frac{\delta^4}{8}$, while the last two connected diagrams do not give contribution. Thus, the general result is equal to

$$\sigma_{eff4} = -\frac{\delta^4}{8}. \quad (29)$$

In the following picture we shall present only the diagrams, giving non-vanishing contributions in the sixth order of perturbation theory with the corresponding results:

$$\begin{array}{lcl}
\begin{array}{c} \bullet \text{---} \bullet \text{---} \bullet \text{---} \bullet \text{---} \bullet \end{array} & \frac{1}{32} & 2 \begin{array}{c} \bullet \text{---} \bullet \text{---} \bullet \text{---} \bullet \end{array} \quad \frac{1}{16} \\
\begin{array}{c} \begin{array}{c} F \qquad \qquad F \\ \bullet \text{---} \bullet \text{---} \bullet \text{---} \bullet \end{array} \\ \begin{array}{c} G \qquad \qquad G \\ \bullet \text{---} \bullet \text{---} \bullet \text{---} \bullet \end{array} \end{array} & \frac{1}{32} & - \begin{array}{c} \begin{array}{c} F \qquad \qquad F \\ \bullet \text{---} \bullet \text{---} \bullet \end{array} \\ \begin{array}{c} G \qquad \qquad G \\ \bullet \text{---} \bullet \text{---} \bullet \end{array} \end{array} \quad \frac{1}{16} \\
2 \begin{array}{c} \begin{array}{c} F \qquad \qquad F \\ \bullet \text{---} \bullet \text{---} \bullet \end{array} \\ \begin{array}{c} G \qquad \qquad G \\ \bullet \text{---} \bullet \text{---} \bullet \end{array} \end{array} & \frac{1}{16} & + \begin{array}{c} \bullet \text{---} \bullet \text{---} \bullet \end{array} \quad \frac{1}{32} \\
\begin{array}{c} \begin{array}{c} F \quad F \qquad \qquad F \quad F \\ \bullet \text{---} \bullet \text{---} \bullet \text{---} \bullet \end{array} \\ \begin{array}{c} G \quad G \qquad \qquad G \quad G \\ \bullet \text{---} \bullet \text{---} \bullet \text{---} \bullet \end{array} \\ \begin{array}{c} G \quad F \qquad \qquad F \quad G \\ \bullet \text{---} \bullet \text{---} \bullet \text{---} \bullet \end{array} \\ \begin{array}{c} F \quad G \qquad \qquad G \quad F \\ \bullet \text{---} \bullet \text{---} \bullet \text{---} \bullet \end{array} \end{array} & \frac{1}{32} &
\end{array}$$

Making summation, one has:

$$\sigma_{eff6} = -\frac{\delta^6}{16}. \quad (30)$$

Quite analogously, one can get also

$$\sigma_{eff8} = -\frac{5\delta^8}{128} \quad (31)$$

and

$$\sigma_{eff10} = -\frac{7\delta^{10}}{256}. \quad (32)$$

The details of calculations will be presented elsewhere [6]. One can see that the results of perturbative calculations (28)-(32) coincide with those obtained by expansion of the general formula (22). It confirms the reliability of the developed perturbation theory and encourage us to apply it to more complicated situations.

Meanwhile, it makes sense to give another proof of this formula, because it could be easily generalized for the multidimensional chessboard. First of all, let us notice that presented above proof of the fact that the effective conductivity of chessboard had only isotropic component is true in all the orders of perturbation theory. Hence, all the directions on the plane are on equal footing and one can choose the direction of the field \vec{E} along the axes x . Then the average current densities in the cells with the conductivities σ_1 and σ_2 will be directed along the same axis x . Now one can see that the effective conductivity could be written in the following way:

$$\sigma_{eff} = \frac{J_1 + J_2}{E_1 + E_2}, \quad (33)$$

where E_1 and E_2 are average values of electric field in the cells with conductivities σ_1 and σ_2 while J_1 and J_2 are average values of current densities in these cells. Then, using the relations

$$J_1 = \sigma_1 E_1, \quad J_2 = \sigma_2 E_2,$$

one get

$$\sigma_{eff} = \frac{J_1 + J_2}{J_1/\sigma_1 + J_2/\sigma_2}. \quad (34)$$

Now, taking into account the symmetry and isotropy of the problem one can see that the relation between J_1 and J_2 can depend only on the relation between conductivities, i.e.

$$\frac{J_1}{J_2} = \left(\frac{\sigma_1}{\sigma_2}\right)^\alpha, \quad (35)$$

where α is some numerical parameter to be defined. Substituting Eq. (35) into Eq. (34) one has

$$\sigma_{eff} = \frac{\sigma_1^\alpha + \sigma_2^\alpha}{\sigma_1^{\alpha-1} + \sigma_2^{\alpha-1}}. \quad (36)$$

Now, to find the unknown parameter α one can again resort to the perturbation theory choosing the values of conductivities as in (21). Then one has

$$\sigma_{eff} = 1 + (\alpha - 1)\delta^2 + \dots \quad (37)$$

Now, juxtaposing Eq. (37) with the lowest perturbative correction (28) one can get

$$\alpha = \frac{1}{2} \quad (38)$$

and the general formula (36) turns into the well-known formula (1).

A remarkable feature of the presented proof consists in the fact that it can be easily generalized to the case of multidimensional two-color chessboard. Indeed, all the considerations can be kept intact and only the parameter α can take another value. To find this value it is enough to calculate the second correction to the effective conductivity in d -dimensional case. Analysing the general expression (16) one can see that

$$\sigma_{eff2} = -\frac{\delta^2}{d}, \quad (39)$$

where d is the dimensionality of space. Comparing Eq. (39) with Eq. (37) one has

$$\alpha = \frac{d-1}{d}. \quad (40)$$

Substituting Eq. (40) into Eq. (36) we have got d -dimensional generalization of the formula (1):

$$\sigma_{eff} = \frac{\sigma_1\sigma_2^{1/d} + \sigma_2\sigma_1^{1/d}}{\sigma_1^{1/d} + \sigma_2^{1/d}}. \quad (41)$$

In the most interesting case of three-dimensional structures $d = 3$ the formula (41) turns into

$$\sigma_{eff} = \frac{\sigma_1\sigma_2^{1/3} + \sigma_2\sigma_1^{1/3}}{\sigma_1^{1/3} + \sigma_2^{1/3}}. \quad (42)$$

Now we would like to consider three-color structures. To do it, let us turn again to the formula (1). It is easy to notice that Eq. (1) could be rewritten in the following form:

$$\frac{\sigma_{eff} - \sigma_1}{\sigma_{eff} + \sigma_1} + \frac{\sigma_{eff} - \sigma_2}{\sigma_{eff} + \sigma_2} = 0. \quad (43)$$

The equation (43) was written by Bruggeman [7] as an approximative one, but appears to be exact for the large class of two-color coverings [2]. One can try to generalize this equation for the case of three conductivities (three-color system) with equal statistical weights:

$$\frac{\sigma_{eff} - \sigma_1}{\sigma_{eff} + \sigma_1} + \frac{\sigma_{eff} - \sigma_2}{\sigma_{eff} + \sigma_2} + \frac{\sigma_{eff} - \sigma_3}{\sigma_{eff} + \sigma_3} = 0, \quad (44)$$

which is equivalent to

$$\begin{aligned} & \sigma_{eff}^3 + \frac{1}{3}(\sigma_1 + \sigma_2 + \sigma_3)\sigma_{eff}^2 \\ & - \frac{1}{3}(\sigma_1\sigma_2 + \sigma_1\sigma_3 + \sigma_2\sigma_3)\sigma_{eff} - \sigma_1\sigma_2\sigma_3 = 0. \end{aligned} \quad (45)$$

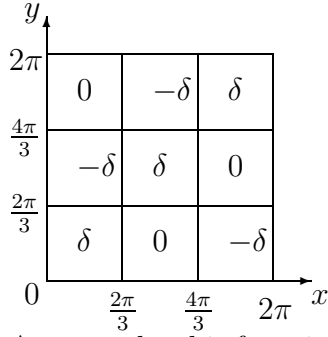
One can see also that it is possible to generalize Eq. (45) without breaking such its properties as symmetry and duality [4], introducing an arbitrary coefficient A :

$$\begin{aligned} & \sigma_{eff}^3 + A(\sigma_1 + \sigma_2 + \sigma_3)\sigma_{eff}^2 \\ & - A(\sigma_1\sigma_2 + \sigma_1\sigma_3 + \sigma_2\sigma_3)\sigma_{eff} - \sigma_1\sigma_2\sigma_3 = 0. \end{aligned} \quad (46)$$

There are different tessellations of the plane allowing three-color (i.e. three-conductivities) covering. The classical works about tessellations were done already in XIX century, while the full classification was constructed in thirties of XX century (see, for example, Ref. [8]). Here we shall consider the simplest tessellation: it is again chessboard but covered by three colors with the same statistical weights. We shall introduce again the function $\alpha(x, y)$ which is periodical with periods 2π and is defined by the following rules:

$$\begin{aligned} \alpha(x, y) &= \delta, \text{ if } 0 < x < \frac{2\pi}{3}, 0 < y < \frac{2\pi}{3}; \\ \alpha(x, y) &= 0, \text{ if } \frac{2\pi}{3} < x < \frac{4\pi}{3}, 0 < y < \frac{2\pi}{3}; \\ \alpha(x, y) &= -\delta, \text{ if } \frac{4\pi}{3} < x < 2\pi, 0 < y < \frac{2\pi}{3}; \\ \alpha(x, y) &= -\delta, \text{ if } 0 < x < \frac{2\pi}{3}, \frac{2\pi}{3} < y < \frac{4\pi}{3}; \\ \alpha(x, y) &= \delta, \text{ if } \frac{2\pi}{3} < x < \frac{4\pi}{3}, \frac{2\pi}{3} < y < \frac{4\pi}{3}; \end{aligned}$$

$$\begin{aligned}
\alpha(x, y) &= 0, \text{ if } \frac{4\pi}{3} < x < 2\pi, \frac{2\pi}{3} < y < \frac{4\pi}{3}; \\
\alpha(x, y) &= 0, \text{ if } 0 < x < \frac{2\pi}{3}, \frac{4\pi}{3} < y < 2\pi; \\
\alpha(x, y) &= -\delta, \text{ if } \frac{2\pi}{3} < x < \frac{4\pi}{3}, \frac{4\pi}{3} < y < 2\pi; \\
\alpha(x, y) &= \delta, \text{ if } \frac{4\pi}{3} < x < 2\pi, \frac{4\pi}{3} < y < 2\pi.
\end{aligned} \tag{47}$$



Apparently, this function corresponds to the periodic distribution of three conductivities

$$\begin{aligned}
\sigma_1 &= 1 + \delta, \\
\sigma_2 &= 1 - \delta, \\
\sigma_3 &= 0.
\end{aligned} \tag{48}$$

Correspondingly, the Fourier coefficients have the following form:

$$\alpha_{3k,m} = \alpha_{n,3l} = 0, \tag{49}$$

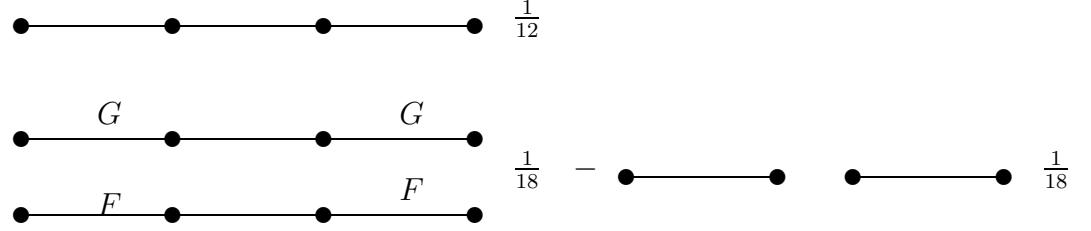
$$\alpha_{3k+1,3l+1} = \alpha_{3k+2,3l+2} = 0, \tag{50}$$

$$\alpha_{3k+2,3l+1} = \alpha_{3l+1,3k+2}^* = \frac{9\sqrt{3}ie^{i\pi/3}}{(2\pi)^2(3k+2)(3l+1)}. \tag{51}$$

Now, we are in a position to calculate perturbative contributions to the isotropic part of the effective conductivity for three-color chessboard. In the second order of perturbation theory we have again only one diagram, the contribution of which is equal to

$$\sigma_{eff2} = -\frac{\delta^2}{3}. \tag{52}$$

(Here again the formula (27) was used). In the fourth order we have the following set of diagrams which have nonvanishing contributions:



which result in

$$\sigma_{eff4} = -\frac{\delta^4}{12}. \quad (53)$$

Calculating the sums corresponding to the diagrams presented above we have used the formula [5]

$$S \equiv \sum_{k=-\infty}^{\infty} \frac{1}{3k+1} = - \sum_{k=-\infty}^{\infty} \frac{1}{3k+2} = - \sum_{k=0}^{\infty} \frac{1}{(3k+1)(3k+2)} = \frac{\pi}{3\sqrt{3}}. \quad (54)$$

Below we present the set of all the sixth-order diagrams giving nonvanishing contributions:

$$\begin{aligned}
& \begin{array}{c} \bullet \text{---} \bullet \text{---} \bullet \text{---} \bullet \text{---} \bullet \text{---} \bullet \\ \bullet \xrightarrow{F} \bullet \text{---} \bullet \text{---} \bullet \xrightarrow{F} \bullet \\ \bullet \xrightarrow{G} \bullet \text{---} \bullet \text{---} \bullet \xrightarrow{G} \bullet \end{array} \frac{1}{48} \quad - \quad \begin{array}{c} 2 \bullet \text{---} \bullet \text{---} \bullet \text{---} \bullet \\ 2 \xrightarrow{F} \bullet \text{---} \bullet \xrightarrow{F} \bullet \\ 2 \xrightarrow{G} \bullet \text{---} \bullet \xrightarrow{G} \bullet \end{array} \frac{5}{108} \\
& \begin{array}{c} 2 \xrightarrow{F} \bullet \text{---} \bullet \xrightarrow{F} \bullet \\ 2 \xrightarrow{G} \bullet \text{---} \bullet \xrightarrow{G} \bullet \end{array} \frac{1}{36} \quad + \quad \bullet \text{---} \bullet \text{---} \bullet \text{---} \bullet \frac{1}{108} \\
& \begin{array}{c} \bullet \xrightarrow{F} \bullet \xrightarrow{F} \bullet \xrightarrow{F} \bullet \xrightarrow{F} \bullet \\ \bullet \xrightarrow{G} \bullet \xrightarrow{G} \bullet \xrightarrow{G} \bullet \xrightarrow{G} \bullet \\ \bullet \xrightarrow{G} \bullet \xrightarrow{F} \bullet \xrightarrow{F} \bullet \xrightarrow{G} \bullet \\ \bullet \xrightarrow{F} \bullet \xrightarrow{G} \bullet \xrightarrow{G} \bullet \xrightarrow{F} \bullet \end{array} \frac{1}{108} \\
& \begin{array}{c} \bullet \text{---} \bullet \xrightarrow{F} \bullet \text{---} \bullet \xrightarrow{F} \bullet \text{---} \bullet \\ \bullet \text{---} \bullet \xrightarrow{G} \bullet \text{---} \bullet \xrightarrow{G} \bullet \text{---} \bullet \end{array} \frac{1}{216}
\end{aligned}$$

Making summation of these contributions, one has

$$\sigma_{eff6} = -\frac{17\delta^6}{432}. \quad (55)$$

Let us return to the hypothetic cubic equation (46) which is supposed to give an expression for the isotropic part of effective conductivity. Substituting Eq. (48) into Eq. (46) we have

$$\sigma_{eff}^3 + 3A\sigma_{eff}^2 - A\sigma_{eff}(3 - \delta^2) - (1 - \delta^2) = 0. \quad (56)$$

Substituting expansion

$$\sigma_{eff} = 1 - \frac{\delta^2}{3} - \frac{\delta^4}{12} - \frac{17\delta^6}{432} - \dots \quad (57)$$

into Eq. (56) one can check that in the second order this equation is satisfied at any A , while requirement of fulfillment of the equation in the fourth order implies

$$A = \frac{1}{3}. \quad (58)$$

It is easy to check that in order to confirm this equation in sixth order of the perturbation theory it is necessary to have *exactly* $-\frac{17\delta^6}{432}$, which we have obtained by perturbative calculation (see Eq. (55))! Thus, we have serious grounds to state that Eq. (46) indeed gives expression for isotropic parts of effective conductivity of three-color systems on the plane provided the coefficient A is fixed correctly.

It is necessary to stress that for the chessboard with conductivity described by function $\alpha(x, y)$ from Eq. (47) there is anisotropic term already in the second order of perturbation theory:

$$\sigma_{xy} = -\frac{486\delta^2}{(2\pi)^4} \sum_{k,l=-\infty}^{\infty} \frac{1}{(3k+2)(3l+1)((3k+2)^2 + (3l+1)^2)} \approx 0.06\delta^2. \quad (59)$$

In the conclusion we would like to add that while the calculation of the effective conductivity for three-color chessboard is the simplest one, the calculations for other three-color structures [8] and in the first turn for the hexagonal tessellation ("honeycomb") are more interesting from the point of view of different physical applications. We hope to present the result of the corresponding calculations in our next paper [9].

ACKNOWLEDGEMENTS

This work was partially supported by RFBR via grant No 99-02-18409. Work of A.K. was also supported by CARIPLO Scientific Foundation. We are grateful for the fruitful discussions to A.M. Dykhne, D.J. Bergman, L.G. Fel, A.S. Ioselevich, I.V. Kolokolov, V.G. Marikhin, A.V. Marshakov, A.Yu. Morozov, A.A. Rosly and A.V. Zabrodin.

References

- [1] Lord Rayleigh, Phil. Mag. Ser. 5, 34, 481 (1892).

- [2] A.M. Dykhne, Sov. Phys. JETP 32, 63 (1970).
- [3] J.B. Keller, J. Math. Phys. 5, 548 (1964).
- [4] L.G. Fel, V.Sh. Machavariani, I.M. Khalatnikov and D.J. Bergman, Physica A, in press.
- [5] M. Abramowitz and I.A. Stegun, Handbook of Mathematical Functions, New York, Dover, 1965.
- [6] I.M. Khalatnikov and A.Yu. Kamenshchik, in preparation
- [7] D.A.G. Bruggeman, Ann. Physik (Leipzig) 24, 536 (1935).
- [8] P. Engel, Geometric crystallography: an axiomatic introduction to crystallography, Kluwer Academic Publishers, Dordrecht, 1986.
- [9] A.Yu. Kamenshchik, I.M. Khalatnikov and A.V. Toporensky, in preparation.