

Oscillations of Andreev states in clean ferromagnetic films

M. Zareyan^{1,2}, W. Belzig¹, and Yu. V. Nazarov¹

¹ *Department of Applied Physics and Delft Institute of Microelectronics and Submicrontechnology, Delft University of Technology, Lorentzweg 1, 2628 CJ Delft, The Netherlands*

² *Institute for Advanced Studies in Basic Sciences, 45195-159, Zanjan, Iran*

(February 7, 2020)

We investigate the influence of the exchange field on the Andreev bound states in a ferromagnetic (F) film backed on one side by a superconductor (S). Our model accounts for diffusive reflection at the outer surface and possible backscattering at the FS-interface. Phase shifting of the Andreev level by the exchange field results in an oscillatory behaviour of the density of states of F as a function of the layer thickness. We show that our results agree quantitatively with recent experiments.

Probing the proximity effect by tunneling spectroscopy of induced superconducting correlations has a long history. Early experiments on the proximity density of states¹ could be understood in the tunneling model of McMillan². Recently the spatial dependence of the proximity density of states in normal metals has been measured³ and successfully explained in terms of the quasiclassical theory⁴. The influence of spin-splitting by a parallel magnetic field was measured in 5 and found to coincide with a Zeeman-split density of states. A new experimental and theoretical challenge is to extend these studies to the superconducting proximity effect in ferromagnets.

Previous experimental investigation have concentrated on thermodynamic properties of FS-multilayers. Here oscillations of the superconducting critical temperature T_c as a function of the thickness of the F-layers have been predicted⁶ and studied experimentally⁷. However, the experimental evidence for these T_c -oscillation is not conclusive. This may result from an incomplete knowledge about the FS-interface quality.⁸ In our opinion, it is also questionable if the theoretical approach using the diffusive quasiclassical formalism⁹ is applicable for F-layers of typical thicknesses $10 - 50 \text{ \AA}$.

The most recent experiments have concentrated on other properties of FS-layers. Ryazanov *et al.*¹⁰ studied the supercurrent through a thin ferromagnetic layer and found a non-monotonic temperature dependence, which can be interpreted in terms of a π -phase shift due to the exchange splitting. Kontos *et al.*¹¹, on the other hand, have studied the density of states in a thin ferromagnetic layer in contact to a superconductor. An oscillatory behaviour of the induced superconducting correlation was observed for layers of different thicknesses and attributed to influence of the exchange field. It is this experiment, that motivated our present study.

Bearing this in mind, we study the superconducting proximity effect in a thin ferromagnetic layer. The F-film

is characterized by an homogenous exchange splitting h . We model the film as a ballistic layer with rough boundaries. Band mismatch and disorder at the interface may lead to enhanced backscattering at the FS-boundary. We will derive a general formula for the subgap density of states depending only on the length distribution of classical trajectories in the F-layer. The resulting density of states shows as a signature of the exchange splitting an oscillatory behaviour as a function of layer thickness. Comparison to the experimental data show reasonable agreement keeping in mind the large uncertainty of some sample parameters.

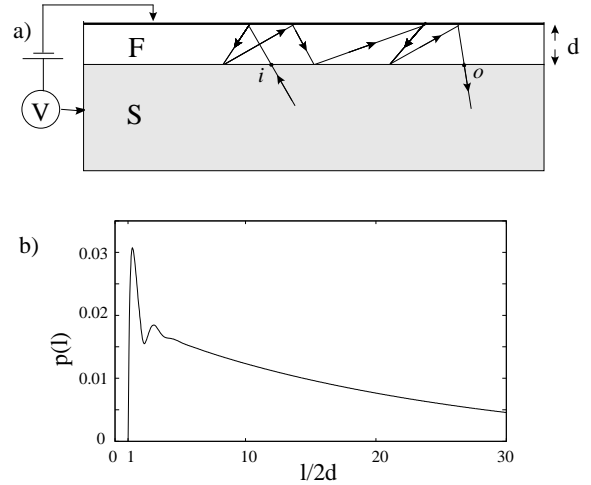


FIG. 1. a) Schematic drawing of a ferromagnetic film in connection with a superconductor. A typical classical trajectory is also indicated. An electron coming from the bulk of the superconductor enters into the ferromagnet (at point i) and after several diffusive reflections from the insulator and the SF-interface returns to the superconductor (at point o). b) The calculated distribution of the trajectory lengths in the F-layer for small SF-transparency (here $T = 0.1$). The double peak structure close to the smallest length originates from the first two reflections from the insulator, whereas the distribution for long trajectories decays as $\exp(-l/\bar{l})$, with the average length $\bar{l} \approx 2d/T$

The system we consider is sketched in Fig. 1. A thin ferromagnetic layer (F) of thickness d is connected to a superconducting bank (S) on one side and bounded on the other side by an insulator. The F-layer is characterized by an exchange splitting, which we take into account as mean field h in the Hamiltonian. The thickness

d is larger than the Fermi wave length λ_F and smaller than the elastic mean free path ℓ_{imp} which allows for a quasi-classical description¹² in the clean limit. Then, the real-time Eilenberger equation reads

$$-iv_F \nabla \hat{g}_\sigma(E, \mathbf{v}_F, \mathbf{r}) = [(E + \sigma h(\mathbf{r}))\hat{\tau}_3 - i\hat{\tau}_2 \Delta(\mathbf{r}), \hat{g}_\sigma(E, \mathbf{v}_F, \mathbf{r})]. \quad (1)$$

Here $\hat{\tau}_i$ denote the Pauli matrices, $\Delta(\mathbf{r})$ is the (real) superconducting pair potential, and $\sigma (= \pm 1)$ labels the electron spin. The matrix Green's functions have to obey the normalization condition $\hat{g}_\sigma^2 = 1$. Inside the F-layer h is constant and $\Delta = 0$. We neglect the change of the pair potential in S, thus $\Delta(\mathbf{r}) = \text{const.}$ inside the superconductor. We have solved Eq. (1) along each classical trajectory in F that comes from the superconductor and ends there. The density of states for $|E| < \Delta$ on a given trajectory of length l is then given by

$$\begin{aligned} N(E, l) &= \frac{N_0}{4} \sum_{\sigma=\pm 1} \text{Re} [\text{Tr} \hat{\tau}_3 \hat{g}_\sigma(E, \mathbf{v}_F, \mathbf{r})] \\ &= \frac{N_0}{2} \sum_{\sigma=\pm 1} \frac{\pi v_F}{|E + \sigma h|} \sum_{n=-\infty}^{\infty} \delta(l - l_n), \end{aligned} \quad (2)$$

where

$$l_n = \frac{v_F}{E + \sigma h} (n\pi + \arccos(E/\Delta)). \quad (3)$$

Here N_0 is the density of states at the Fermi level in the normal state. Inside the F-layer $N_\sigma(E, l)$ is constant along a given trajectory and depends only on the length of the trajectory l . Eq. (2) means that the density of states below Δ is a sum of δ -peaks resulting from Andreev bound states. The energies follow from the quasi-classical quantization $l = l_n$. The total density of states can then be found by averaging (2) over all classical trajectories. Denoting the trajectory length distribution $p(l)$ we find for the density of states

$$N(E) = \frac{N_0}{2} \sum_{\sigma=\pm 1} \frac{\pi v_F}{|E + \sigma h|} \sum_{n=-\infty}^{\infty} p(l_n). \quad (4)$$

This formula presents the general result for subgap density of states of a quasiballistic ferromagnet connected to a superconductor. It is completely specified by the length distribution of classical trajectories. This depends only on the geometrical properties of the attached ferromagnet and the connecting interface.

Now we have to specify the trajectory length distribution for our particular case. We model the thin layer by a weakly disordered thin film with a rough surface and a rough SF-interface of average transparency T . A typical trajectory is depicted in Fig. 1. An electron coming from the bulk of S enters into the F-layer and after several reflections from the insulator and the FS-interface returns to the S-bank (see Fig. 1), where it is Andreev reflected as a hole which traverses the trajectory in the

opposite direction. Thus, the elementary building block of a typical trajectory is the segment between two successive reflections from the superconductor. The number of blocks which form the total trajectory depends on the transparency of the interface, i. e. it is roughly $\sim 1/T$. First, let us consider the length distribution of one elementary block. Due to the roughness of the insulator and the FS-interface the quasi-particles undergo diffusive reflection from these boundaries. Incoming and outgoing direction are completely uncorrelated. Accounting for the weak bulk disorder we include a factor $\exp(-l/\ell_{\text{imp}})$. The length distribution of one elementary block is then given by

$$p_0(l) = \frac{2d}{Cl^2} \left[\frac{l-2d}{l-d} + \frac{2d}{l} \ln \frac{l-d}{d} \right] e^{-l/\ell_{\text{imp}}} \theta(l/d - 2), \quad (5)$$

where $C = E_2^2(d/\ell_{\text{imp}})$ ($E_2(z) = \int_1^\infty dx \exp(-zx)/x^2$ is the exponential integral of second order). Second, we connect the elementary building blocks, if the S-F interface has an average transparency T . In determining the length distribution we assume that a particle either goes through the interface or is fully reflected. Only the number of these reflections depend on T . We do not take into account quantum mechanical interference for a single reflection at the FS-interface. Taking this into account will yield essentially the same results as our approach. By an expansion in the reflectivity $R = 1 - T$ it is easy to see that the full distribution $p(l)$ obeys the integral equation

$$p(l) = Tp_0(l) + R \int dl' p_0(l') p(l - l'). \quad (6)$$

This is readily solved by a Fourier transformation. We obtain

$$p(l) = \int_{-\infty}^{\infty} \frac{dk}{2\pi} e^{ikl} \frac{TP_0(k)}{1 - RP_0(k)}, \quad (7)$$

where $P_0(k) = E_2^2(ikd + d/\ell_{\text{imp}})/C$ is the Fourier transform of $p_0(l)$. The distribution $p(l)$ is plotted for $T = 0.1$ and $d/\ell_{\text{imp}} = 0.1$ in Fig. 1. Its characteristics are a double peak structure close to the shortest trajectories $l \gtrsim 2d$ resulting from trajectories reflected once or twice from the insulator. At large l the distribution decays exponentially as $\exp(-l/\bar{l})$, where $\bar{l} = 2d \ln(\ell_{\text{imp}}/d)/T$ is the mean trajectory length. For $T \sim 1$ $p(l)$ has only one peak close to $2d$. We therefore have two characteristic lengths of the distribution, the smallest possible trajectory length $2d$ and the average length \bar{l} . Which of these length scales will determine the total density of states will depend on the other parameters, in particular on h .

Combining Eqs. (2), (4) and (7) we obtain for the total DOS

$$N(E) = \frac{1}{2} \sum_{\sigma=\pm} \sum_{n=-\infty}^{\infty} \frac{TP_0(k_n)}{1 - RP_0(k_n)} e^{2ni \arccos E/\Delta}, \quad (8)$$

where $k_n = 2n(E + \sigma h)/v_F$. Thus, the density of states is fully expressed in terms of known functions. In the following we will discuss the parameter range of rather strong exchange fields in the limit of thin layers $d \ll v_F/\Delta$. The results presented below are in the most realistic case of small SF-interface transparency $T \ll 1$. In this limit the distribution of long lengths is well approximated as $\exp(-l/\bar{l})$. Most probably the F-film has a non-uniform thickness due to the large scale roughness of the boundaries. For a smoothly varying thickness we can take this into account by averaging the (8) over a Gaussian distribution of the thicknesses around a mean value d . This will also lead to a smoothening of the sharp features in the DOS resulting from the lower cutoff in $p(l)$. The qualitative behavior will however not change. In practice, we have chosen a width of the distribution to be of order 10% that corresponds to condition of the experiment¹¹.

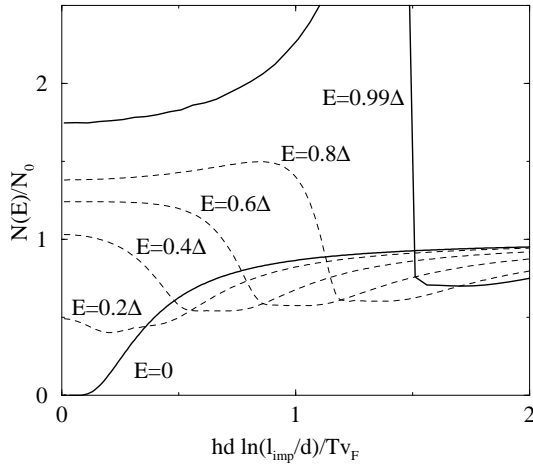


FIG. 2. Density of states for weak exchange fields and small SF-interface transparency. For $E = 0$ the curve is independent of T as long as $T \ll 1$. At finite energies the precise form depends on the transparency (here $T = 0.03$ and $\ell_{\text{imp}} = 100d$). It has a broad peak at zero energy and two dips $E = \pm h$ resulting from the shifts of the Andreev bound states.

For weak exchange fields when $h\bar{l}/v_F \lesssim 1$ the DOS at low energies $E \ll \Delta$ is mainly contributed from long trajectories with $l \gtrsim \bar{l}$. The DOS versus hd/T is plotted for different energies in Fig 2. For $h = 0$ (a normal film), $N(E)$ vanishes at zero energy and increases for finite energies ending with a peak at Δ . The effect of the exchange field in the regime $h < \Delta$ is to split the DOS for the two spin bands. Thus the total DOS is the average of two by $\pm h$ shifted spectra resulting in a peak at zero energy and two dips at $E = \pm h$. Increasing h further leads to a suppression of superconducting features of the DOS. The zero energy DOS increases roughly as

$(\pi v_F/h\bar{l}) \exp(-\pi v_F/2h\bar{l})/(1 - \exp(-\pi v_F/h\bar{l}))$, which follows from the approximation mentioned above. At finite energies $N(E)$ passes through minima corresponding to $E = \pm h$ before approaching the normal metal DOS.

For larger exchange fields when $hd \gtrsim 1$ mainly the short trajectories of $l \sim 2d$ contribute to the energy dependence of $N(E)$. The DOS is close to that of the normal state. The interesting part are the small deviations of amplitude T which oscillate as a function of dh . In Fig. 3 we have plotted $(N(E)/N_0 - 1)/T$ versus dh/v_F for different energies. At small $hd/v_F \ll 1$ and $E \ll \Delta$ the DOS as a function of hd/v_F still reminds of the double peak structure of the length distribution. For $hd/v_F \gtrsim 1$, however, it develops coherent oscillations as a function of hd/v_F with a period of $\pi/2$. Note that the magnitude and the sign of the oscillation depend on the energy. Maximal amplitudes of opposite sign always correspond to $E = 0$ or $|E| = \Delta$.

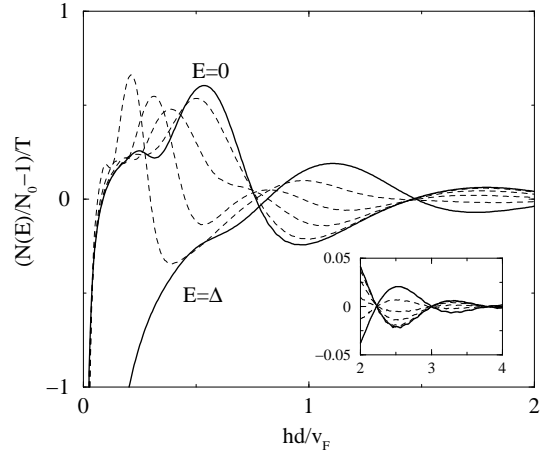


FIG. 3. Oscillation of reduced DOS $(N(E)/N_0 - 1)/T$ with the exchange field. For $hd/v_F \gtrsim 1$, it develops coherent oscillations as a function of dh/v_F with a period of $\pi/2$ and an energy dependent magnitude and sign. Maximal amplitudes of opposite sign always correspond to $E = 0$ or $|E| = \Delta$.

Let us now discuss the relation of our results to the recent experiment performed in the group of Aprili¹¹. They observed DOS oscillation in thin films of the ferromagnetic alloy $\text{Pd}_{1-x}\text{Ni}_x$ with x of the order of 10% in contact with a Nb electrode. By tunneling spectroscopy they measured the differential conductance versus bias of the F-film at low temperatures $\sim 300\text{mK}$. Normalized to the normal state conductance this yields the density of states in the ferromagnetic layer. For two different thicknesses of the F-film, $d_1 = 50\text{\AA}$ and $d_2 = 75\text{\AA}$ the reduced density of states differs in sign and magnitude, but has the same functional energy dependence. The exchange field was estimated by several methods to be in the range $h = 5 - 15\text{meV}$. These experimental determinations were, however, only sensitive to the average magnetization. In thin layers, it is reasonable to assume that the magnetic structure has multiple domains, inho-

mogeneous thickness (as already discussed before), and non-uniform Ni concentration. All these effects tend to suppress the measured values of the exchange field below the value, which results from the local Ni-doping level. We will therefore regard the experimental values of h as lower bounds to the value used in our fits. In Fig. 4 we compare the data of Ref.¹¹ with our calculation. We have taken $v_F = 2 \times 10^7 \text{ cm/s}$ and $h = 29 \text{ meV}$, and $T = 0.055$. The agreement between the experimental data and our calculation is satisfactory. Both, the functional dependence and the sign change are correctly reproduced by our calculations.

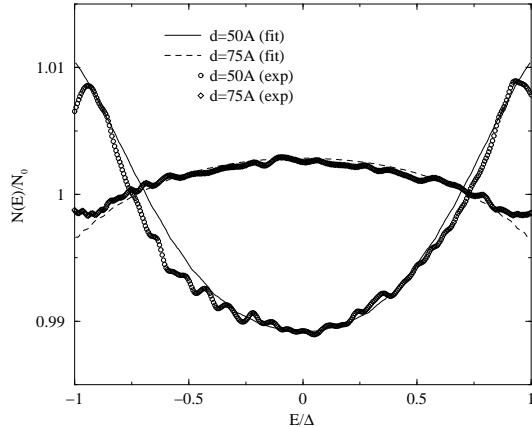


FIG. 4. Energy dependence of DOS for two different thicknesses of the ferromagnetic film, $d_1 = 50 \text{ Å}$ (solid line) and $d_2 = 75 \text{ Å}$ (dashed line), with the corresponding experimental curves of Ref.¹¹. The DOS oscillation appears as an inversion of the energy dependence of DOS when d changes by $\pi v_F/4h$.

In conclusion we have investigated theoretically the superconducting proximity effect in thin ferromagnetic layers in a quasi-ballistic model. We have found that the effect of the ferromagnet exchange field h is to suppress the superconducting features in the density of states for $dh/v_F \gtrsim T$. At exchange fields larger than qv_F/d the density of states oscillates around the normal state value as a function of dh/v_F with a period of $\pi/2$ and an amplitude of the order of the interface transparency T . We have shown that the oscillation can lead to an inverted energy dependence of the density of states. This effect has been observed in the experiment of Ref.¹¹. We have achieved quantitative agreement between our theory and the experimental data.

We thank M. Aprili and T. Kontos for sharing their data with us prior to publication, which was the initiation of this work. W.B. was financially supported by the “Stichting voor Fundamenteel Onderzoek der Materie” (FOM) and a Feodor Lynen Fellowship of the “Alexander von Humboldt-Stiftung”. M.Z. gratefully acknowledges financial support from the Iranian Ministry of Science, Research and Technology and the TU Delft.

- ¹ W. L. McMillan and J. R. Rowell, in *Superconductivity*, edited by R. D. Parks (1969, Marcel Dekker, New York).
- ² W. L. McMillan, Phys. Rev. **175**, 537 (1968).
- ³ S. Guéron, H. Pothier, N. O. Birge, D. Esteve, and M. Devoret, Phys. Rev. Lett. **77**, 3025 (1996).
- ⁴ W. Belzig, C. Bruder, and G. Schön, Phys. Rev. B **54**, 9443 (1996).
- ⁵ W. J. Gallagher *et al.*, Phys. Rev. B **21**, 962 (1980); R. Meservey and P. M. Tedrow, Phys. Rep. **238**, 173 (1994).
- ⁶ Z. Radović, M. Ledvij, L. Dobrosavljević, A. I. Buzdin, and J. R. Clem, Phys. Rev. B **44**, 759 (1991).
- ⁷ J. S. Jiang, D. Davidović, D. H. Reich, and C. L. Chien, Phys. Rev. Lett. **74**, 314 (1995); Th. Mühge, N. N. Garif’yanov, Yu. V. Goryunov, G. G. Khaliullin, L. R. Tagirov, K. Westerholt, I. A. Garifullin, and H. Zabel, *ibid.* **77**, 1857 (1996).
- ⁸ J. Aarts, J. M. E. Geers, E. Brück, A. A. Golubov, and R. Coehoorn, Phys. Rev. B **56**, 2779 (1997).
- ⁹ K. D. Usadel, Phys. Rev. Lett. **25**, 507 (1970).
- ¹⁰ A. V. Veretennikov, V. V. Ryazanov, V. A. Oboznov, A. Yu. Rusanov, V. A. Larkin, and J. Aarts, Physica B **284-288**, 495 (2000); V. V. Ryazanov, V. A. Oboznov, A. Yu. Rusanov, A. V. Veretennikov, A. A. Golubov, J. Aarts, cond-mat/0008364 (unpublished).
- ¹¹ T. Kontos, M. Aprili, J. Lesueur and X. Gison, cond-mat/0009192 (unpublished).
- ¹² G. Eilenberger, Z. Phys. **214**, 195 (1968); A. I. Larkin and Yu. N. Ovchinnikov, Sov. Phys. JETP **26**, 1200 (1968).