

Superconducting parameters of MgB_2 obtained on MgB_2/Ag and MgB_2/In junctions

A.Plećenik and Š.Beňačka

Institute of Electrical Engineering, Slovak Academy of Sciences, 84239 Bratislava, Slovak Republic

P.Kúš

Department of Solid State Physics, FMFI, Comenius University, 84215 Bratislava, Slovak Republic

MgB_2 superconductor wires with critical temperature T_c approaching 40 K were used for preparation of MgB_2/Ag and MgB_2/In junctions. Junctions exhibited direct N-S contact and differential conductance - voltage characteristics present clear contribution to conductance from Andreev reflection. The fitting procedure of experimental curves, using modified BTK theory for s-wave superconductors, gives the gap parameter $\Delta(0)$ with value 4.2 meV, Fermi velocity $v_F = 6.1 \times 10^7 \text{ cm s}^{-1}$ and coherence length $\xi(0) = 30.4 \text{ nm}$. A non BCS temperature dependence of Δ is discussed.

Recent discovery of superconductivity in magnesium diboride [1], with critical temperature T_c about 40K, has raised enormous interest. The estimated physical properties, based on the negative value for the Hall coefficient [2], implies that the electrical transport in MgB_2 is dominated by hole carriers. The temperature dependence of the energy gap follows the BCS-type s-wave expression [3], strongly indicating the presence of phonon-mediated superconductivity, also confirmed by isotopic effect [4]. In spite of layer-like crystalline structure the electrical transport is isotropic due to long electron mean free path (clean limit). From the differential conductance vs. voltage investigation of $\text{MgB}_2/\text{normal metal}$ connections it was shown [5] the dominant presence of Andreev reflection for the energy of carriers smaller than the energy gap of superconductor. This is clear sign of phase coherent state of charge carriers in the superconductor. No evidence for the energy gap anisotropy in tunnelling spectra, confirming d-wave superconductivity, has been observed [6]. Some d-wave indication in linear conductivity dependence inside the gap region might suggest the existence of thin normal metal layer covering the MgB_2 surface. V-shape gap parameter can be also attributed to the large ratio of quasiparticle life-time broadening parameter and gap parameter (Γ/Δ). Zero bias conductance peak have been ascribed to possible existence of parallel conductance channels [6]. Tunnelling spectra are symmetric, or only very little asymmetric, implying a BCS-like energy gap [4,6]. Present experience shows that the existing differences are possibly due to different conditions on sample preparation, deviation of the density of states (DOS) at the surface with respect to the bulk or other mechanism of hole superconductivity [7]. The surface could be strongly influenced also by the presence of impurities,

defects or stoichiometry changes at distances in the range of the superconductor coherence length $\xi(0) \sim 5 \text{ nm}$, obtained from the upper critical field H_{c2} [8]. A possible cause of the small gap parameter $\Delta(0)$ is a lower critical temperature T_c on the surface or a proximity effect due to the contact with a normal metal. There are not clear chemical modifications of the surface, as well.

There appear speculations about potential applications motivated by simplicity of the crystal structure of MgB_2 in comparison with multicomponent high- T_c copper-oxide superconductors. A question arises what are the surface or interface properties of this superconductor in contact with normal metal, a question extremely important in weak link contacts for superconductor electronics. It seems that the best superconducting properties were until now received on dense MgB_2 wire produced by annealing of boron fiber in magnesium vapours. In this letter transport properties of MgB_2/In and MgB_2/Ag contacts are discussed with the aim to contribute to the above mentioned opened questions.

MgB_2 superconducting wires were produced by sealing of $150 \mu\text{m}$ in diameter straight boron fiber with tungsten core (approximately $15 \mu\text{m}$ diameter) and magnesium chips (99.8% pure) into niobium tube with a component ratio $\text{Mg:B}=3:1$. The sealed Nb tube was inserted into a quartz tube evacuated to 10 Pa. In order to decrease oxygen concentration in the vacuum background the quartz tube was splashed many times with the argon (99.995% pure) before the final filling up with argon (0.3 atm.). Then it was heated slowly up to 970°C with temperature steps $8^\circ\text{C}/\text{min}$ and was kept at this temperature two hours. The total time of annealing process was four hours. After annealing the quartz tube was removed from the furnace and quenched to room temperature in approximately five minutes. The Nb tube was then removed from quartz tube and opened to air. MgB_2 wires that were originally elastic and straight were after the above described procedure very brittle.

The junctions using MgB_2 wire were prepared by two methods. To limit fragility the MgB_2 wire was fixed in four points on Al_2O_3 substrate by Ag paste. These fixing points were used as contacts to wire for four point measurement of the resistance vs. temperature ($R-T$). Among them the Ag drops were located for completion of MgB_2/Ag junctions. The differential characteristics were measured between Ag drop and MgB_2 wire. These contacts were prepared and measured immediately after the MgB_2 superconductor sample preparation. MgB_2/In

junctions were realized by traversing of freshly cleaved In wire across the MgB₂ wire, which were kept one day in air atmosphere at room temperature. The resistance of MgB₂ wire was measured by conventional four point method. The differential characteristics dV/dI vs. V were measured by low-frequency (800 Hz) phase-sensitive detection technique, using a resistance bridge. dI/dV vs. V characteristics were obtained by numerical inversion of measured data.

R-T dependence measured on MgB₂ wire is shown in Fig.1. This dependence indicates a small inhomogeneity of the wire because the width of phase transition to superconducting state, ΔT_c , was about 2 K (see inset in Fig.1).

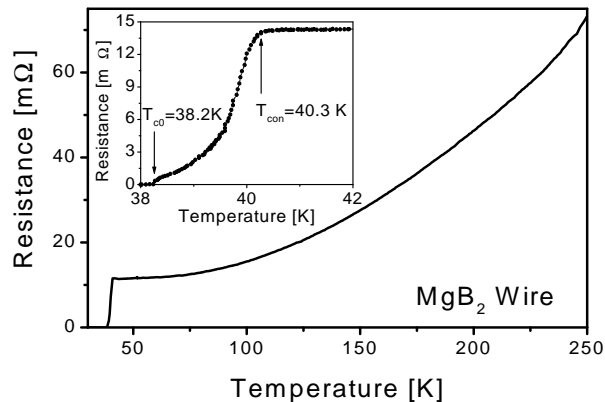


FIG. 1. R-T dependence of the MgB₂ wire.

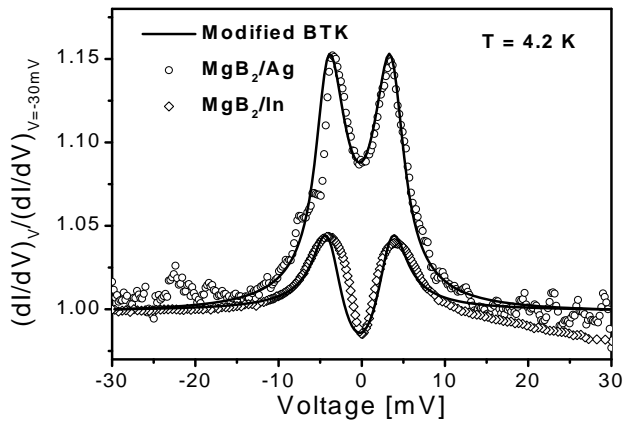


FIG. 2. Differential characteristics dI/dV vs. V measured on MgB₂/Ag and MgB₂/In junctions at temperature $T = 4.2$ K (symbols - experiments, solid lines - theoretical dependence calculated by modified BTK theory).

Typical differential characteristics obtained on MgB₂/Ag and MgB₂/In junctions are shown in Fig. 2 (symbols). These characteristics are typical for N/S junctions (N is normal metal and S is superconductor) with very high transparency of the tunnel barrier. Because

the contribution of conductivity from Andreev reflection to the total junction conductivity is small we suppose existence of normal metal regions on the MgB₂ surface. Thus the existence of several conducting channels in the junction is possible. But in all cases the superconducting regions are without degraded surface as show sharp differential characteristics. Both types of the junctions, shown in Fig.2, may be well described by BTK theory [9], where the total current is expressed as:

$$I_{NS} = C \int_{-\infty}^{\infty} [f(E - eV) - f(E)][1 + A(E) - B(E)]dE, \quad (1)$$

Due to small discrepancies between the experimental and theoretical curves, for better fitting of experimental curves, we used the modified BTK theory (including the finite lifetime of the quasiparticles by parameter Γ) [10]. The symbols in the modified BTK theory are following: $A = aa^*$, $B = bb^*$, a^* , b^* are the complex conjugate quantities, $a = u_0 v_0 / \gamma$, $b = (u_0^2 - v_0^2)(Z_{eff}^2 + iZ_{eff}) / \gamma$, $\gamma = u_0^2 + (u_0^2 - v_0^2)Z_{eff}^2$ and u_0 , v_0 are Bogoliubov's factors given as $u_0^2 = (1 - v_0^2) = \frac{1}{2} [1 + \sqrt{(E + i\Gamma)^2 - \Delta^2} / (E + i\Gamma)]$, and Z_{eff} is the strength of the barrier. For calculation the differential characteristics measured on MgB₂/Ag junctions were used because they were prepared immediately after MgB₂ preparation and we propose small degradation due to influence of the air atmosphere. From fitted procedures of experimental curves (solid line in Fig.2) the maximal value of the gap parameter $\Delta = 4.2$ meV, $Z_{eff} = 0.42$ and $\Gamma = 0.8$ meV were obtained. We assume no artificial or native barrier ($Z=0$) thus the misfit of Fermi velocities gives $Z_{eff}=0.42$. From relation [11] $Z_{eff} = (Z^2 + (1 - v_{FS}/v_{FN})^2 / (4v_{FS}/v_{FN}))^{1/2}$, where v_{FS} and v_{FN} are Fermi velocities of MgB₂ and Ag, respectively, the Fermi velocity of MgB₂ $v_{FS} = 6.1 \times 10^7$ cm s^{-1} was calculated. From the determined value of Fermi velocity and gap parameter the coherence length $\xi(0) = \hbar v_F / \pi \Delta(0) \approx 30$ nm was obtained. This value is close to values obtained by Canfield [12], Shulga [13] and Kortus [14]. The parameters obtained for both MgB₂/Ag and MgB₂/In junctions are shown in the table.

	Δ [meV]	Γ [meV]	Z_{eff}	T_c [K]	$v_F \times 10^7$ [cm s^{-1}]	$\xi(0)$ [nm]	$2\Delta(0) / k_B T_c$
MgB ₂ /Ag	4.2	0.8	0.42	38.2	6.1	30	2.4
MgB ₂ /In	4	1	0.7	38.2	4.7	25	2.4

Table: MgB₂/Ag and MgB₂/In junction parameters obtained from fitting procedure of experimental curves and calculated values (see text).

However, the received value of $\xi(0)$ is several times larger than the value found from the upper critical magnetic field $\xi^B(0) = (\Phi_0 / 2\pi\mu_0 H_{c2}(0))^{1/2} \approx 5$ nm [8]. One of possibilities to explain this discrepancy is non clear BCS behaviour of MgB₂ superconductor.

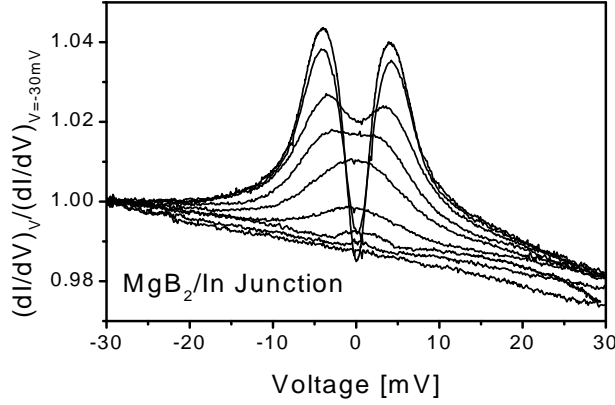


FIG. 3. Temperature dependence of differential characteristics dI/dV vs. V measured on MgB_2/In junctions at temperatures $T = 4.2, 8, 13, 18, 24, 28, 32, 34.5, 38$ and 40 K.

This assumption is supported by temperature dependence of differential characteristics (Fig.3). Differential characteristics exhibit increase of conductance due to Andreev reflections up to critical temperature T_c . These curves was possible to fit very well by modified BTK theory. The temperature dependence of the gap parameter is shown in the Fig.4 (symbols). Comparison of the gap parameter obtained from experimental curves with BCS dependence (solid line in Fig. 4) shows large discrepancy. It can be cause by non BCS behaviour of the gap parameter or by the existence of proximity effect on the MgB_2/In interface.

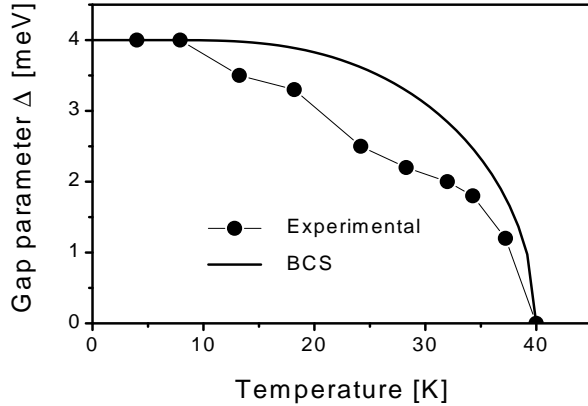


FIG. 4. Temperature dependence of gap parameter obtained from measured curves on MgB_2/In (symbols) and BCS dependence.

Also the ratio $2\Delta(0)/k_B T_c$ is suprisingly small. For $\Delta(0) = 4.2$ meV and $T_c = 38$ K (from MgB_2/In junction) the value $2\Delta(0)/k_B T_c = 2.4$. Similar value was obtained by tunneling spectroscopy presented by Kohen and Deutcher in Ref. [5]. These authors ascribed a small value of $2\Delta(0)/k_B T_c$ to the existence of superconducting

phase with reduced critical temperature T_c at MgB_2/Au interface. From our spectra the disappearance of Andreev reflection (i.e. existence of energy gap on N/S interface at the critical temperature T_c of bulk material) is clearly visible in Fig.3 and Fig.4. The same value of $2\Delta(0)/k_B T_c$ obtained from specific heat study was referred by Wälti at al. [15].

In conclusion, we have presented properties of MgB_2/Ag and MgB_2/In junctions and analysis of measured differential characteristics. From fitting procedure and our calculations the maximal values of $\Delta(0) = 4.2$ meV, lower limit of Fermi velocity $v_F = 4.7 \times 10^7$ $cm s^{-1}$ and coherence length $\xi(0) = 25$ nm were determined. A small ratio $2\Delta(0)/k_B T_c = 2.4$ is in contradiction with BCS behaviour of electron-phonon coupling, as well as the temperature dependence of the gap parameter.

I. ACKNOWLEDGEMENT

We would like to thank Dr. R.Hlubina for stimulating discussions and Dr. P.Šebo for help with a boron wire. This work was supported by the Slovak Grant Agency for Science (Grant No.2/7199/20).

-
- [1] J.Nagamatsu, N.Nakagawa, T.Muranaka, Y.Zenitani and J.Akimitsu, Nature **410**, 63 (2001).
 - [2] S.L.Budko, G.Lapertot, C.Petrovic, C.E.Cunningham, N.Anderson and P.C.Canfield, Phys.Rev.Lett. **86**, 1877 (2001).
 - [3] A.Sharoni, I.Felner and O.Millo, cond-mat/0102325 (2001).
 - [4] G.Karapetrov, M.Iavarone, W.K.Kwok, G.W.Crabtree and D.G.Hinks, cond-mat/0102312 (2001).
 - [5] A.Kohen and G.Deutscher, cond-mat/0103512 (2001).
 - [6] H.Schmidt, J.F.Zasadzinski, K.E.Gray and D.G.Hinks, cond-mat/0102389 (2001).
 - [7] J.E.Hirsch, cond-mat/0102 115 (2001).
 - [8] D.K.Finnemore, J.E.Ostenson, S.L.Budko, G.Lapertot and P.C.Canfield, Phys.Rev.Lett. **86**, 2420 (2001).
 - [9] G.E.Blonder, M.Tinkham and T.M.Klapwijk, Phys.Rev.B **25**, 4515 (1982).
 - [10] A.Plečnik, M.Grajcar, Š.Beňáčka, P.Seidel and A.Pfuch, Phys.Rev.B **49**, 10016 (1994).
 - [11] G.E.Blonder, and M.Tinkham, Phys.Rev. B **27**, 112 (1983).
 - [12] P.C.Canfield, D.K.Finnemore, S.L.Budko, J.E.Ostenson, G.Lapertot, C.E.Cunningham and C.Petrovic, Phys.Rev.Lett. **86**, 2423 (2001).
 - [13] S.V.Shulga, S.-L.Drechsler, H.Eschrig, H.Rosner and W.Pickett, cond-mat/0103154.
 - [14] J.Kortus, I.I.Mazin, K.D.Belaschenko, V.P.Boyer, cond-mat/0101446 (2001).

- [15] Ch.Wälti, E.Felder, C.Degen, G.Wigger, R.Monnier,
B.Delley and R.Ott, cond-mat/012522 (2001).