

Electron–vibration coupling constants in positively charged fullerene.

Nicola Manini^{1,2*}, Andrea Dal Corso^{1,2†},
Michele Fabrizio^{1,2,3‡}, and Erio Tosatti^{1,2,3§}

¹ *Istituto Nazionale di Fisica della Materia (INFM),
Unità Trieste SISSA,*

² *International School for Advanced Studies (SISSA),
Via Beirut 4, I-34013 Trieste, Italy*

³ *International Centre for Theoretical Physics (ICTP),
P.O. Box 586, I-34014 Trieste, Italy*

April 10, 2001

Abstract

Recent experiments have shown that C_{60} can be positively field-doped. In that state, fullerene exhibits a higher resistivity and a higher superconducting temperature than the corresponding negatively doped state. A strong intramolecular hole-phonon coupling, connected with the Jahn-Teller effect of the isolated positive ion, is expected to be important for both properties, but the actual coupling strengths are so far unknown. Based on density functional calculations, we determine the linear couplings of the two a_g , six g_g , and eight h_g vibrational modes to the H_u HOMO level of the C_{60} molecule. The couplings predict a D_5 distortion, and an H_u vibronic ground state for C_{60}^+ . They are also used to generate the dimensionless coupling constant λ which controls the superconductivity and the phonon contribution to the electrical resistivity in the crystalline phase. We find that λ is 1.4 times larger in positively-charged C_{60} than in the negatively-doped case. These results are discussed in the context of the available transport data and superconducting temperatures. The role of higher orbital degeneracy in superconductivity is also addressed.

*E-mail: nicola.manini@mi.infm.it

†E-mail: dalcorso@sissa.it

‡E-mail: fabrizio@sissa.it

§E-mail: tosatti@sissa.it

1 Introduction

Recent breakthrough experiments (Schön *et al.* 2000) have shown that a monolayer of C_{60} can be positively field-doped, a goal hardly realized chemically so far (Datars and Ummat 1995). In that state, fullerene exhibits a higher resistivity than for negative doping, and becomes superconducting with critical temperatures that can exceed 50 K, about a factor 5 higher than the corresponding negative field-doped state. The general belief is that superconductivity in the fullerenes is related to a strong intra-molecular electron-phonon coupling, connected with the Jahn-Teller effect of the isolated ion (Antropov *et al.* 1993). Unlike the negative doping case, where both calculations (Antropov *et al.* 1993, Varma *et al.* 1991, Lannoo *et al.* 1991) and fits to data (Gunnarsson *et al.* 1995) exist, no quantitative evaluation of the actual Jahn-Teller coupling strengths is so far available for the positive fullerene ions.

In this work we undertake the task of determining the electron-vibration linear couplings for the H_u HOMO level of the C_{60} molecule, along with that of spelling out some of the consequences for resistivity and for superconductivity. For that purpose we use density functional electronic structure calculations, yielding accurate molecular vibration frequencies and eigenvectors for the two a_g , six g_g , and eight h_g modes that couple linearly to the electronic H_u state. Knowing the form of the Jahn-Teller coupling matrices, we distort the molecule and extract the coupling constants from the calculated level shifts and splittings. As a parallel check, we repeat a similar calculation for the negative, electron doping case, where the a_g and h_g modes couple linearly to the T_{1u} LUMO level of the C_{60} molecule. The couplings obtained for negatively doped C_{60} are rather similar to those that can be found in the literature, and just represent a fresher, state-of-the-art theoretical determination. The hole-vibration couplings of positively doped C_{60} are new, and can be put to use in a variety of manners, including predicting or explaining properties of molecular ions, such as photoemission (Brühwiler *et al.* 1997) and IR/Raman spectra. That is a task that we propose to consider in the near future.

The couplings obtained can also be used to determine the dimensionless electron-phonon coupling constant λ relevant for the superconductivity as well as for the vibron contribution to the high temperature T -linear resistivity in the crystalline phase. Comparing values for positive and negative doping we find that for positive doping λ is a factor 1.4 larger than for negative doping. These results provide a starting point for a discussion and comparison with the experimental findings.

This paper is organized as follows: the notation is set up in Sect. 2; the ab-initio calculation and results for the molecular ion are described in Sect. 3; in Sect. 4 we sketch the calculation of the resistivity in a band-degenerate case; Sect. 5 presents a formulation for superconductivity in that case; Sect. 6 contains comparisons and discussion of experimental data.

2 The Jahn-Teller Hamiltonian

Several theoretical papers (Ceulemans and Fowler 1990, De Los Rios *et al.* 1996, Moate *et al.* 1996, Moate *et al.* 1997, Manini and De Los Rios 2000) formulate the $H \otimes (a + g + h)$ Jahn-Teller (JT) and dynamical JT problem – describing a hole in molecular C_{60} – though with different notations and conventions. For ease of comparison, it is therefore useful to set up explicitly the conventions we use in the present calculation.

The analogies of the icosahedral $H \otimes (a + g + h)$ JT coupling to a spherical $\mathcal{D}^{(2)} \otimes (\mathcal{D}^{(0+)} + \mathcal{D}^{(2+)} + \mathcal{D}^{(4+)})$ model were exploited in earlier work, where among other things it was shown that surprisingly, and depending on numbers, this dynamical JT problem may or may not possess a Berry phase (De Los Rios *et al.* 1996, De Los Rios and Manini 1997, Manini and De Los Rios 1998). The representations $\mathcal{D}^{(L\pm)}$ of $O(3)$ map into representations of the icosahedral group \mathcal{I}_h as follows (Altmann and Herzog 1994): $\mathcal{D}^{(0\pm)} \longrightarrow a_{g/u}$, $\mathcal{D}^{(1\pm)} \longrightarrow t_{1g/u}$, $\mathcal{D}^{(2\pm)} \longrightarrow h_{g/u}$, $\mathcal{D}^{(3\pm)} \longrightarrow t_{2g/u} \oplus h_{g/u}$, $\mathcal{D}^{(4\pm)} \longrightarrow g_{g/u} \oplus h_{g/u}$, and so on. This means that the decomposition of the symmetric part of the tensor product

$$\{\mathcal{D}^{(2-)} \otimes \mathcal{D}^{(2-)}\}_s = \mathcal{D}^{(0+)} \oplus \mathcal{D}^{(2+)} \oplus \mathcal{D}^{(4+)} \quad (1)$$

becomes in icosahedral language

$$\{h_u \otimes h_u\}_s = a_g \oplus h_g \oplus (g_g \oplus h_g) . \quad (2)$$

a_g and g_g appear only once, while the h_g representation modes appears twice in this decomposition: one represents a genuine quadrupolar $\mathcal{D}^{(2+)}$ state, while the other one derives from a $\mathcal{D}^{(4+)}$ representation. Though this $O(3)$ picture is suggestive (Ceulemans *et al.* 1994), clearly a quantitative description of C_{60}^{n+} ions had better involve icosahedral symmetry from the beginning.

In the icosahedral group indeed in the $h_u \otimes h_u$ tensor product, the h_g representation appears twice. This reflects the *non-simple reducibility* of the icosahedral symmetry group. Accordingly, Butler 1981 provides two independent sets of Clebsch-Gordan (CG) coefficients

$${}^h C_{\mu,\nu}^m{}^{[r]} \equiv \langle H, \mu; H, \nu | h, m \rangle^{[r]} \quad (3)$$

which couple an H electronic state (quadratically) with an h vibrational mode (linearly) to give a scalar. Each set of coefficients is identified by a multiplicity index $r = 1, 2$. Since the two h states labeled $r = 1, 2$ are symmetry-wise indistinguishable, the choice of these two sets of coefficients is perfectly arbitrary, as long as they are kept orthogonal to each other. This arbitrariness is the source of the different notations taken in the literature of this field. Here, we stick to Butler's choice (Butler 1981), which is basically equivalent to Ceulemans' convention (Fowler and Ceulemans 1985). Also, we label the states within a degenerate multiplet by the labels of the subgroup chain $\mathcal{I}_h \supset D_5 \supset C_5$. For brevity, we indicate only the C_5 index m

($m = 0$ for a_g , $m = \pm 1, \pm 2$ for g_g and $m = -2, \dots, 2$ for h_g states) in the labeling of states since, for the representations relevant to our problem: the D_5 label is just the absolute value of m .

Given the tabulated CG coefficients, it is necessary for generality to consider a linear combination

$${}^h C_{\mu,\nu}^m(\alpha) \equiv \cos \alpha {}^h C_{\mu,\nu}^m [1] + \sin \alpha {}^h C_{\mu,\nu}^m [2] \quad (4)$$

of the two sets. The coefficient ${}^h C_{\mu,\nu}^m(\alpha)$ coincides with Butler's $r = 1$ and $r = 2$ values for $\alpha = 0$ and $\alpha = \frac{\pi}{2}$ respectively. Different values of α can be compared with the conventions of previous authors. For example, $\alpha = \arctan(3/\sqrt{5}) \approx 53.3^\circ$ is the case studied by De Los Rios *et al.* 1996 (where the \mathcal{I}_h CG coefficient becomes equivalent to the spherical $\langle 2, \mu; 2, \nu | 2, m \rangle$); $\alpha = \pi/2$ by Moate *et al.* 1996; and $\alpha = 0, \pi/2$ by Ceulemans and Fowler 1990, where these cases are indicated as h_b and h_a respectively. The α -dependence of these CG coefficients indicates that – unlike, for example, cubic symmetry – belonging to the h_g group representation in icosahedral symmetry does not determine completely the form of the JT coupling. The mixing angle α is also needed for that. In the present case of fullerene, each h_g distortion mode is thus characterized not only by its frequency and scalar coupling, but also by its specific mixing angle $0 \leq \alpha \leq \pi/2$.

The basic linear Jahn-Teller Hamiltonian for the $H_u \otimes (a_g + g_g + h_g)$ model is conveniently divided into:

$$H = \sum_{\tau=a_g, g_g, h_g} \sum_i^{n_{\text{modes}}(\tau)} \left[H_{\text{harm}}^\tau(\hbar\omega_{\tau i}, \vec{P}_{\tau i}, \vec{Q}_{\tau i}) + H_{e-v}^\tau(g_{\tau i} \hbar\omega_{\tau i}, \alpha_{\tau i}, \vec{Q}_{\tau i}) \right]. \quad (5)$$

The first term describes the linearly-coupled vibrations in the harmonic approximation,

$$H_{\text{harm}}^\tau(\hbar\omega, \vec{P}, \vec{Q}) = \frac{\hbar\omega}{2} \sum_m (P_m^2 + Q_m^2), \quad (6)$$

while the second term is the linear coupling to each mode:

$$H_{e-v}^\tau(g\hbar\omega, \alpha, \vec{Q}) = \frac{g\hbar\omega}{2} \sum_{m\mu\nu} Q_m c_\mu^\dagger c_{-\nu} {}^\tau C_{\mu,\nu}^m(\alpha). \quad (7)$$

Here, of course, the α dependence is relevant only for the $\tau = h_g$ case. The distortion coordinates $Q_{\tau i m}$ (with conjugate momentum $P_{\tau i m}$) are dimensionless, being measured in units of $x_0(\omega_{\tau i}) = (\hbar/m_C \omega_{\tau i})^{1/2}$. The operator c_μ^\dagger creates an electron in orbital $\mu (= -2, \dots, 2)$ of the HOMO H_u shell.

Naturally this form of the coupling Hamiltonian is such that each term represents pertinent irreducible representation combinations that are totally symmetrical, i.e., scalars, under the icosahedral group. For future applications, it will provide a convenient form both for perturbative calculations (small g values) and as a starting point

for numerical diagonalization methods, such as the Lanczos technique. Here, however, we restrict ourselves to a study of the classical molecular distortions. For that, it is more convenient (Manini and De Los Rios 2000) to switch to a *real representation* of the vibrational degrees of freedom and orbitals.

To that end, we apply two standard unitary transformations (Manini and De Los Rios 2000), one to the electronic and the other to the vibrational degrees of freedom. We define a new set of electronic operators, d_m (and consequently their Hermitian conjugates d_m^\dagger) as

$$\begin{aligned} d_0 &= c_0 \\ \begin{pmatrix} c_m \\ c_{-m} \end{pmatrix} &= \frac{1}{\sqrt{2}} \begin{pmatrix} 1 & i \\ 1 & -i \end{pmatrix} \begin{pmatrix} d_m \\ d_{-m} \end{pmatrix}, \quad m = 1, 2. \end{aligned} \quad (8)$$

This transformation leaves unchanged the (diagonal) coupling to the a_g modes, which takes the final form:

$$H_{e-v}^{a_g}(g\hbar\omega, q) = \frac{g\hbar\omega}{2} q \sum_{\mu\nu} d_\mu^\dagger d_\nu V_{\mu\nu}^{a_g}, \quad (9)$$

with $V_{\mu\nu}^{a_g} = \delta_{\mu\nu}$ and $q = Q_0$.

The second (similar) transformation is applied to the vibrational coordinates of the g_g and h_g modes:

$$\begin{aligned} Q_0 &= q_0 \quad (h_g \text{ modes only}) \\ \begin{pmatrix} Q_m \\ Q_{-m} \end{pmatrix} &= \begin{pmatrix} 1 & i \\ 1 & -i \end{pmatrix} \begin{pmatrix} q_m \\ q_{-m} \end{pmatrix} \quad (m = 1, 2). \end{aligned} \quad (10)$$

The harmonic part is left unchanged by this transformation, while the interaction is transformed into

$$H_{e-v}^\tau(g\hbar\omega, \alpha, \vec{q}) = \frac{g\hbar\omega}{2} \sum_m q_m \sum_{\mu\nu} d_\mu^\dagger d_\nu V_{\mu\nu}^{\tau(m)}(\alpha) \quad (\tau = g_g, h_g). \quad (11)$$

The 5×5 coupling matrices $\mathbf{V}^{\tau(m)}$ are combinations of the CG coefficients. Their explicit expressions [we use the shorthand s for $\sqrt{3}$ and omit the explicit indication of dependence $\mathbf{V}^{h_g(m)}(\alpha)$] are the following:

$$\begin{aligned} \mathbf{V}^{g_g(-2)} &= s^{-1} \begin{pmatrix} 0 & 0 & 0 & -\frac{1}{4} & 0 \\ 0 & 0 & 0 & 1 & -\frac{1}{4} \\ 0 & 0 & 0 & 0 & \frac{s}{2} \\ -\frac{1}{4} & 1 & 0 & 0 & 0 \\ 0 & -\frac{1}{4} & \frac{s}{2} & 0 & 0 \end{pmatrix} \\ \mathbf{V}^{g_g(-1)} &= s^{-1} \begin{pmatrix} 0 & 0 & 0 & -\frac{1}{4} & -1 \\ 0 & 0 & 0 & 0 & \frac{1}{4} \\ 0 & 0 & 0 & -\frac{s}{2} & 0 \\ -\frac{1}{4} & 0 & -\frac{s}{2} & 0 & 0 \\ -1 & \frac{1}{4} & 0 & 0 & 0 \end{pmatrix} \end{aligned}$$

$$\begin{aligned}
\mathbf{V}^{g_g (1)} &= s^{-1} \begin{pmatrix} -1 & -\frac{1}{4} & 0 & 0 & 0 \\ -\frac{1}{4} & 0 & \frac{s}{2} & 0 & 0 \\ 0 & \frac{s}{2} & 0 & 0 & 0 \\ 0 & 0 & 0 & 0 & -\frac{1}{4} \\ 0 & 0 & 0 & -\frac{1}{4} & 1 \end{pmatrix} \\
\mathbf{V}^{g_g (2)} &= s^{-1} \begin{pmatrix} 0 & -\frac{1}{4} & -\frac{s}{2} & 0 & 0 \\ -\frac{1}{4} & -1 & 0 & 0 & 0 \\ -\frac{s}{2} & 0 & 0 & 0 & 0 \\ 0 & 0 & 0 & 1 & \frac{1}{4} \\ 0 & 0 & 0 & \frac{1}{4} & 0 \end{pmatrix} \\
\mathbf{V}^{h_g (-2)} &= \frac{\cos \alpha}{\sqrt{20}} \begin{pmatrix} 0 & 0 & 0 & s & 0 \\ 0 & 0 & 0 & s & s \\ 0 & 0 & 0 & 0 & -1 \\ s & s & 0 & 0 & 0 \\ 0 & s & -1 & 0 & 0 \end{pmatrix} + \frac{\sin \alpha}{2s} \begin{pmatrix} 0 & 0 & 0 & 1 & 0 \\ 0 & 0 & 0 & -1 & 1 \\ 0 & 0 & 0 & 0 & s \\ 1 & -1 & 0 & 0 & 0 \\ 0 & 1 & s & 0 & 0 \end{pmatrix} \\
\mathbf{V}^{h_g (-1)} &= \frac{\cos \alpha}{\sqrt{20}} \begin{pmatrix} 0 & 0 & 0 & s & -s \\ 0 & 0 & 0 & 0 & -s \\ 0 & 0 & 0 & 1 & 0 \\ s & 0 & 1 & 0 & 0 \\ -s & -s & 0 & 0 & 0 \end{pmatrix} + \frac{\sin \alpha}{2s} \begin{pmatrix} 0 & 0 & 0 & -1 & -1 \\ 0 & 0 & 0 & 0 & 1 \\ 0 & 0 & 0 & s & 0 \\ -1 & 0 & s & 0 & 0 \\ -1 & 1 & 0 & 0 & 0 \end{pmatrix} \\
\mathbf{V}^{h_g (0)} &= \frac{\cos \alpha}{\sqrt{20}} \begin{pmatrix} 1 & 0 & 0 & 0 & 0 \\ 0 & 1 & 0 & 0 & 0 \\ 0 & 0 & -4 & 0 & 0 \\ 0 & 0 & 0 & 1 & 0 \\ 0 & 0 & 0 & 0 & 1 \end{pmatrix} + \frac{\sin \alpha}{2} \begin{pmatrix} -1 & 0 & 0 & 0 & 0 \\ 0 & 1 & 0 & 0 & 0 \\ 0 & 0 & 0 & 0 & 0 \\ 0 & 0 & 0 & 1 & 0 \\ 0 & 0 & 0 & 0 & -1 \end{pmatrix} \\
\mathbf{V}^{h_g (1)} &= \frac{\cos \alpha}{\sqrt{20}} \begin{pmatrix} -s & s & 0 & 0 & 0 \\ s & 0 & -1 & 0 & 0 \\ 0 & -1 & 0 & 0 & 0 \\ 0 & 0 & 0 & 0 & s \\ 0 & 0 & 0 & s & s \end{pmatrix} + \frac{\sin \alpha}{2s} \begin{pmatrix} -1 & -1 & 0 & 0 & 0 \\ -1 & 0 & -s & 0 & 0 \\ 0 & -s & 0 & 0 & 0 \\ 0 & 0 & 0 & 0 & -1 \\ 0 & 0 & 0 & -1 & 1 \end{pmatrix} \\
\mathbf{V}^{h_g (2)} &= \frac{\cos \alpha}{\sqrt{20}} \begin{pmatrix} 0 & s & 1 & 0 & 0 \\ s & -s & 0 & 0 & 0 \\ 1 & 0 & 0 & 0 & 0 \\ 0 & 0 & 0 & s & -s \\ 0 & 0 & 0 & -s & 0 \end{pmatrix} + \frac{\sin \alpha}{2s} \begin{pmatrix} 0 & 1 & -s & 0 & 0 \\ 1 & 1 & 0 & 0 & 0 \\ -s & 0 & 0 & 0 & 0 \\ 0 & 0 & 0 & -1 & -1 \\ 0 & 0 & 0 & -1 & 0 \end{pmatrix}.
\end{aligned}$$

In the static JT effect, the kinetic term in $P_{\tau im}^2$ is ignored, and the problem is to study the five Born-Oppenheimer (BO) potential sheets given by the sum of each eigenvalue of the electronic problem plus the harmonic restoring forces. The $H_u \otimes a_g$ part has a purely diagonal coupling matrix. As it does not split the electronic degeneracy, it is trivially separated from the coupling to the other modes and can be treated as a displaced oscillator.

When a single electron (hole) is placed in the H_u orbital, the molecule distorts in such a way that the lowest (highest) BO sheet is lowered (raised) in energy as much as possible. The coupling to a g_g mode leads to 10 equivalent absolute minima of D_3 local symmetry (Ceulemans and Fowler 1990, Manini and De Los Rios 2000) of the BO potential. The optimal distortion is realized for $|q_s^{g_g}| = g_{g_g}/3$, with a corresponding potential energy lowering of $g_{g_g}^2 \hbar\omega_{g_g}/18$. The $r = 2$ part of the coupling to the h_g modes (corresponding to the $\sin \alpha$ terms in $\mathbf{V}^{h_g(m)}$ above) contributes to these same minima in an equivalent way, with g_{g_g} replaced by $g_{h_g} \sin \alpha$. However, the $r = 1$ component ($\cos \alpha$ terms in $\mathbf{V}^{h_g(m)}$) of the coupling favours the six classical stable minima of local D_5 symmetry (Ceulemans and Fowler 1990, Manini and De Los Rios 2000). The optimal distortion at these minima is $|q_s^{h_g}| = g_{h_g} \cos \alpha / \sqrt{5}$, for an energy lowering of $g_{h_g}^2 \cos^2 \alpha \hbar\omega/10$.

The simultaneous linear coupling to several modes will generally lead to a cumulative distortion and to an energy gain which is the sum of the individual energy gains. However, the form of the coupling (11) prevents the molecule to gain energy through both kinds of couplings. The system shall choose between a D_3 and a D_5 distortion, depending which one is energetically more convenient for given specific values of the couplings, vibration frequencies, and H_u orbital electronic filling. The calculation of the following section determines in particular which one of the two types of distortions prevails in C_{60}^+ .

3 Calculation of the couplings and results

We compute the molecular electronic structure within the density functional theory (DFT) in the local density approximation. The C_{60} molecule is repeated periodically in a large fcc supercell lattice. The conventional supercell side is $a = 18.5 \text{ \AA}$, so that the distance between the centers of two neighboring copies of the molecule is 13.1 \AA , suitably much larger than the fully relaxed equilibrium (opposite C-C) ball diameter, about 7.053 \AA . Since we aim at describing the single molecule – and indeed our molecules are well isolated – no sampling of the Brillouin zone is called for, and calculations of the charge density are done using the $k=0$ wavefunctions. We use ultrasoft pseudopotentials (Vanderbilt 1990) for C (Favot and Dal Corso 1999). The plane-waves basis set is cut off at $E_{\text{cut}} = 27 \text{ Ry}$ (charge density cutoff = 162 Ry). Test calculations with higher cutoff or larger cell size a gave equivalent results.

Based on this electronic structure calculation, we used next density functional perturbation theory (Baroni *et al.* 1987) to compute three independent rows of the dynamical matrix. Icosahedral symmetry is then used to recover the full matrix, which determines the normal modes $\vec{\xi}_{i,s}$ and frequencies ω_i (Giannozzi and Baroni 1994) of the molecule. We obtained frequencies (see Table 1) in good agreement with experiment (Prassides *et al.* 1991, Zhou *et al.* 1992), as well as with previous calculations (Giannozzi and Baroni 1994, Negri *et al.* 1988, Kohanoff *et al.* 1992).

| mode | Experim. | Giannozzi & Baroni | this work |
|-------------|----------|--------------------|-----------|
| $a_g(1)$ | 496 | 495 | 500 |
| $a_g(2)$ | 1470 | 1504 | 1511 |
| $h_g(1)$ | 271 | 259 | 261 |
| $h_g(2)$ | 437 | 425 | 429 |
| $h_g(3)$ | 710 | 711 | 718 |
| $h_g(4)$ | 774 | 783 | 784 |
| $h_g(5)$ | 1099 | 1120 | 1119 |
| $h_g(6)$ | 1250 | 1281 | 1275 |
| $h_g(7)$ | 1428 | 1450 | 1456 |
| $h_g(8)$ | 1575 | 1578 | 1588 |
| $t_{1u}(1)$ | 527 | 527 | 533 |
| $t_{1u}(2)$ | 576 | 586 | 588 |
| $t_{1u}(3)$ | 1183 | 1218 | 1212 |
| $t_{1u}(4)$ | 1428 | 1462 | 1469 |

Table 1: Eigenfrequencies (in cm^{-1}) for the Raman- and IR-active vibrational modes of C_{60} molecule: comparisons with experimental values (Prassides *et al.* 1991, Zhou *et al.* 1992, Gunnarsson *et al.* 1995) and previous calculation (Giannozzi and Baroni 1994).

To determine the e-v couplings for the linearly coupled modes, we proceed subsequently to displace the atomic positions from the equilibrium position along each of the normal modes, choosing a suitable eigenvector combination in the linear space of each degenerate vibration. In particular for each h_g mode we selected the q_0 displacement, corresponding to the totally symmetric combination $\vec{\xi}_{i,0}$ of the distortions $\vec{\xi}_{i,s}$ with respect to an (arbitrarily chosen) D_5 subgroup of the molecular symmetry group. The five initially degenerate (really, only nearly degenerate, owing to a weak cubic splitting due to the artificial supercell lattice) H_u Kohn-Sham eigenvalues split under this distortion with a pattern given by the eigenvalues of $\mathbf{V}^{h_g(0)}$. We applied a displacement of the atomic positions along each of the eight normal-mode unit vectors, $\vec{\xi}_{i,0}$ with a prefactor ranging from -0.1 to 0.1 Å. In Fig. 1 we plot as an example the resulting energies for the sixth h_g mode. The pattern generated by $\mathbf{V}^{h_g(0)}$ should be 1+2+2 (a state separated by two pairs of twofold-degenerate states). The small residual splittings of these twofold degeneracies, due to the cubic crystal field and higher-than-linear couplings, give an estimate of the accuracy of the method. By standard linear fitting and comparison with Eq. (11), we obtained directly the linear dimensionless coupling coefficients $g_{h_g i} \alpha_{h_g i}$ collected in Table 2. Following the same procedure we derived the couplings for the g_g modes, by applying here q_{-1} distortions. The resulting linear coupling coefficients $g_{g i}$ are also collected in Table 2.

For convenience, we also report in Table 2 the amount of optimal JT distortion

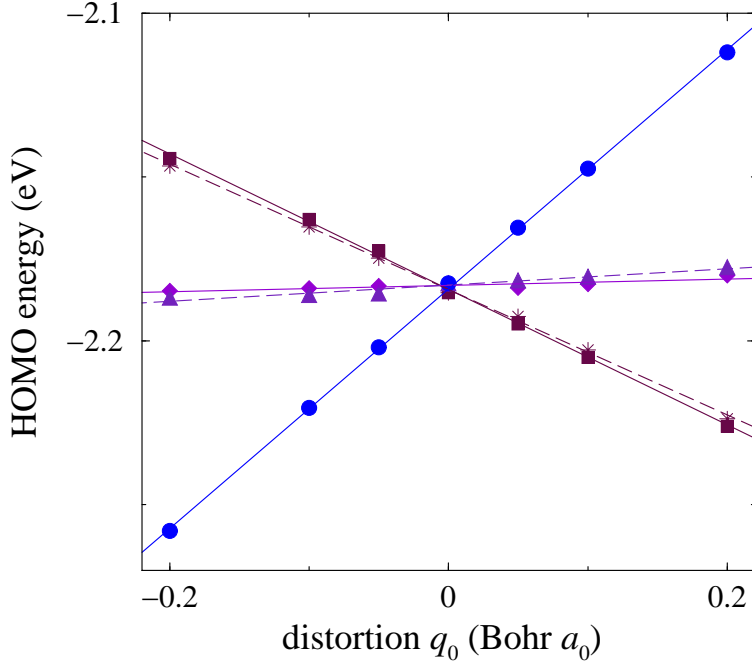


Figure 1: The splitting of the HOMO degenerate level when the molecule is distorted according to the 6th mode h_g (1250 cm^{-1}). Points: DFT data. Lines: linear fits, giving the coupling parameters g_{h_g6} and α_{h_g6} of Table 2.

pertinent to each mode when the HOMO level is occupied by one electron/hole, and the corresponding energy lowering E_s for both D_5 and D_3 minima. Note in particular the large coupling associated to the lowest h_g mode, the corresponding distortion leading to an energy lowering practically equal to its quantum $\hbar\omega$.

Adding up the JT energy gain of the individual modes, we estimate the total classical potential energy lowering in C_{60} . The D_5 minima gain $E_s=71$ meV, while the D_3 minima gain only $E_s=22$ meV (the contribution of the a_g modes – 2 meV – being included in both cases). It is therefore apparent that the C_{60}^+ ion will choose, at least within linear coupling, the D_5 distortion. As was shown in (Manini and De Los Rios 2000), the possibility of a switch to a nondegenerate A_u dynamical JT GS occurs, for large coupling strength $g \geq 6$, only under the condition that the D_3 minima are energetically lower or equal to the D_5 minima. This settles finally the issue of the dynamical JT GS symmetry of this molecular ion: it is a regular Berry-phase vibronic state of symmetry H_u , like the parent electronic state (Manini and De Los Rios 2000). No level crossing to a nondegenerate A_u state is predicted to occur for C_{60}^+ .

A static JT coupling resolves the degeneracy of the H_u level: in a distorted configuration it is possible to distinguish individual levels within the HOMO, energy-wise. Figure 2 depicts the square modulus of the hole wavefunction for a D_5 minimum. The probability density appears to be localized on an equatorial conjugated band,

| $\hbar\omega_{\tau i}$ cm ⁻¹ | coupl. eV/ a_0 | $g_{\tau i}$ | $\alpha_{\tau i}$ deg | $q_s(D_5)$ a_0 | $q_s(D_3)$ a_0 | $E_s(D_5)$ meV | $E_s(D_3)$ meV | $\tilde{\lambda}$ meV |
|--|---------------------|--------------|--------------------------|---------------------|---------------------|-------------------|-------------------|--------------------------|
| a_g | | | | | | | | |
| 500 | 0.03 | 0.059 | - | 0.00 | 0.00 | 0.0 | 0.0 | 0.1 |
| 1511 | 0.63 | 0.274 | - | 0.01 | 0.01 | 1.8 | 1.8 | 3.5 |
| g_g | | | | | | | | |
| 483 | 0.31 | 0.757 | - | - | 0.04 | 0.0 | 1.9 | 8.6 |
| 567 | 0.05 | 0.102 | - | - | 0.00 | 0.0 | 0.0 | 0.2 |
| 772 | 0.67 | 0.800 | - | - | 0.03 | 0.0 | 3.4 | 15.3 |
| 1111 | 0.90 | 0.624 | - | - | 0.02 | 0.0 | 3.0 | 13.4 |
| 1322 | 0.43 | 0.228 | - | - | 0.01 | 0.0 | 0.5 | 2.1 |
| 1519 | 1.08 | 0.467 | - | - | 0.01 | 0.0 | 2.3 | 10.3 |
| h_g | | | | | | | | |
| 261 | 0.50 | 3.042 | 0.1 | 0.27 | 0.00 | 30.0 | 0.0 | 75.0 |
| 429 | 0.43 | 1.223 | 30.1 | 0.07 | 0.03 | 6.0 | 1.1 | 19.9 |
| 718 | 0.75 | 0.995 | 89.4 | 0.00 | 0.04 | 0.0 | 4.9 | 22.0 |
| 785 | 0.67 | 0.784 | 2.3 | 0.04 | 0.00 | 6.0 | 0.0 | 15.0 |
| 1119 | 0.32 | 0.220 | 76.4 | 0.00 | 0.01 | 0.0 | 0.4 | 1.7 |
| 1275 | 0.93 | 0.519 | 28.0 | 0.02 | 0.01 | 3.3 | 0.5 | 10.7 |
| 1456 | 2.09 | 0.962 | 28.1 | 0.03 | 0.01 | 13.0 | 2.1 | 41.7 |
| 1588 | 2.15 | 0.869 | 31.1 | 0.03 | 0.01 | 10.9 | 2.2 | 37.1 |

Table 2: Computed mode eigenfrequencies and e-v linear coupling parameters of the H_u HOMO in C_{60} . The JT distortion magnitudes q_s and the classical stabilization energies E_s are tabulated for both D_5 and D_3 distortions and for one hole in the HOMO. The largest total JT energy gain is realized by the D_5 distortions. We also show the contribution of each mode to the resistivity and superconductivity total coupling $\tilde{\lambda} = \lambda/N_1(0)$ defined in Eq. (20) [$N_1(0)$ = density of states per spin *per band* at the Fermi level].

where the poles are the opposite pentagons centered around the D_5 axis we chose among the six possible ones.

As a check, with the same method used above to calculate the hole-vibration couplings of the HOMO (Fig. 1), we also computed the electron-vibration couplings of the LUMO and obtained the values in Table 3. The total static JT potential energy lowering is 41 meV, of which 3 meV due to the a_g modes, and 38 meV due to the h_g modes. These values are generally in line with those calculated by previous authors (Antropov *et al.* 1993, Varma *et al.* 1991, Lannoo *et al.* 1991), although there are some differences in the details. Error bars in theoretical determinations of JT couplings of fullerene have proven surprisingly large, possibly reflecting and amplifying errors in the vibrational eigenvectors. Of course as is well known, somewhat

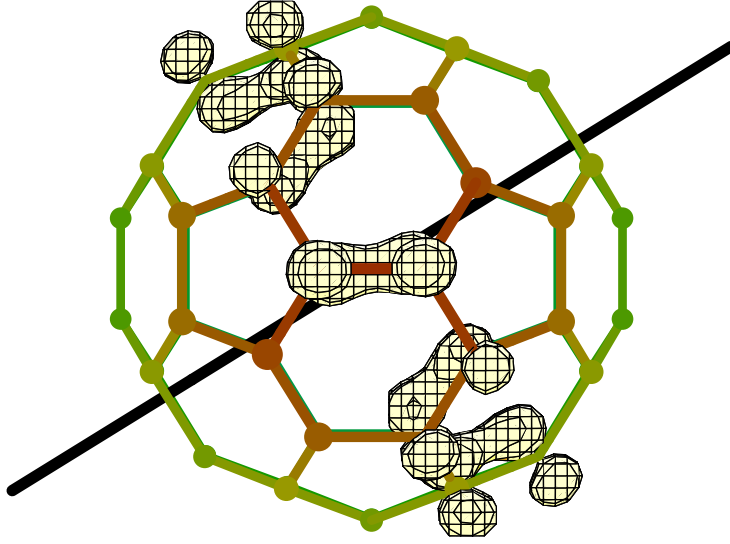


Figure 2: Electronic charge density distribution of the hole in C_{60}^+ at the D_5 JT minimum along a q_0 distortion of any h_g mode. Out of the six equivalent ones, this particular minimum is defined by the D_5 axis drawn as a bold “spit” piercing the ball through two pentagons. The contours are drawn at 30% of the maximum density.

larger energy gains are obtained when the true dynamical JT problem, including a full quantum treatment of the vibrons is considered (Auerbach *et al.* 1994, Manini *et al.* 1994). We shall leave this calculation in C_{60}^{n+} for future work.

When more than one electron/hole occupies the HOMO of C_{60} , larger distortions and more important energy gains are expected. In particular, the a_g contribution for C_{60}^{n+} is simply:

$$E_s^{a_g}(n) = n^2 E_s^{a_g}(1), \quad (12)$$

which can become as large as 179 meV for $n = 10$ holes. Consider now the nontrivial JT part of the coupling, that to g_g and h_g modes. For $n = 2$ electrons/holes (spin singlet configuration) in the HOMO orbital, the distortions simply become twice as large as in the $n = 1$ case, with JT energy gains which are four times larger. Even though $n = 1, 2$ electrons/holes take advantage only of the D_5 stabilization energy, additional electrons/holes can benefit from the extra HOMO splitting induced by the $h_g(r = 2)$ plus g_g coupling. To test this, we relaxed completely the molecular structure in the 64-dimensional space of the 8 h_g and g_g modes, and determined the minima of the total potential energy, filling the five BO sheets as drawn in the insets of Fig. 3. For simplicity we only considered at this stage low-spin configurations, generally the most favored by JT. The resulting energy gains $E_s^{g_g+h_g}(n)$ are reported in Fig. 3. The energy lowering is maximum for $n = 4$ (and $n = 6$): it is as large as 445 meV, compared to a modest $E_s^{h_g}(n = 2, 4) = 153$ meV in C_{60}^- . Similarly to what happens in the T_{1u} LUMO case (see Fig. 3 and Manini *et al.* 1994), the half-filled configuration

| $\hbar\omega_{\tau i}$ cm ⁻¹ | coupl. eV/ a_0 | $g_{\tau i}$ | q_s a_0 | E_s meV | $\tilde{\lambda}$ meV |
|--|---------------------|--------------|----------------|--------------|--------------------------|
| a_g | | | | | |
| 500 | 0.07 | 0.157 | 0.01 | 0.2 | 0.4 |
| 1511 | 0.78 | 0.340 | 0.01 | 2.7 | 5.4 |
| h_g | | | | | |
| 261 | 0.07 | 0.412 | 0.08 | 2.7 | 13.7 |
| 429 | 0.17 | 0.489 | 0.07 | 6.3 | 31.7 |
| 718 | 0.26 | 0.350 | 0.04 | 5.5 | 27.3 |
| 785 | 0.19 | 0.224 | 0.03 | 2.4 | 12.2 |
| 1119 | 0.28 | 0.193 | 0.02 | 2.6 | 12.9 |
| 1275 | 0.25 | 0.138 | 0.01 | 1.5 | 7.6 |
| 1456 | 0.69 | 0.315 | 0.03 | 9.0 | 44.8 |
| 1588 | 0.72 | 0.289 | 0.02 | 8.2 | 41.2 |

Table 3: Computed mode eigenfrequencies and e-v linear coupling parameters for the T_{1u} LUMO of C_{60} . For each mode, we report The JT distortion magnitudes q_s , the classical stabilization energies E_s , and the contribution to $\tilde{\lambda} = \lambda/N_1[0]$.

$n = 5$ is slightly unfavorable (by JT energetics) with respect to the neighboring $n = 4$ and $n = 6$ states. We find that the contributions of the g_g modes, strictly zero for $n = 1, 2$, are small (~ 1 meV) but nonzero in the $3 \leq n \leq 7$ configurations. This indicates that for such large fillings the many-modes JT system (Manini and Tosatti 1998) can take some advantage also of the “losing” $g_g + h_g(r = 2)$ part of the coupling, (favoring D_3 minima for $n = 1, 2$). The insets of Fig. 3, indicate that the largest displacement of a single level in the H_u HOMO, exceeding 0.5 eV, is realized for $n = 2$. Finally, we have particle-hole symmetry $E_s^{g_g+h_g}(n) = E_s^{g_g+h_g}(10 - n)$, at an opposite minimum distortion $\vec{q}_s(n) = -\vec{q}_s(10 - n)$. For the special case $n = 5$ this means that the configuration drawn in the inset and the one obtained reflecting the 5 levels through zero give both the same optimal energy (at opposite distortions).

Application of the above results to real C_{60}^{n+} must await the inclusion of electron-electron Coulomb repulsion. Coulomb interactions will generally compete with JT coupling and favor high-spin configurations, which, in turn, are generally less favorable for JT. (For example for $n = 2$ the triplet configurations has a JT gain of 111 meV instead of 277 meV for the singlet.) We shall return to a more detailed description of C_{60}^{n+} ions in later work.

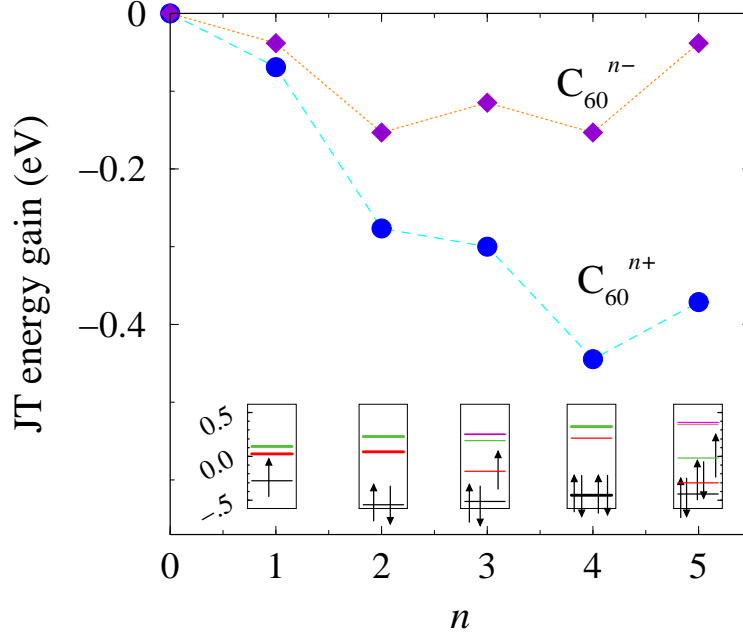


Figure 3: The static JT energy gain (excluding the a_g modes contribution) of C_{60}^{n+} , as a function of the filling n of the H_u molecular level. Electron-hole symmetrical values are obtained beyond half-filling $n = 5$. The corresponding energies for the T_{1u} LUMO (C_{60}^{n-}) are also plotted for comparison. Note the much larger gains (up to a factor 3) in the H_u case. For each n , the insets show the corresponding split HOMO electronic configuration (all in the same scale of eV).

4 Solid-State Transport

In order to relate the previously calculated electron-vibron coupling constants to relevant solid state physical quantities, we start by re-deriving its contribution to the transport relaxation time. We are interested in particular to the features of an orbitally degenerate band as in the charged C_{60} case. The Boltzmann equation in the presence of a uniform and static electric field \vec{E} reads

$$e\vec{v}_{k\mu} \cdot \vec{E} \frac{\partial n^0(\epsilon_{k\mu})}{\partial \epsilon_{k\mu}} = \left(\frac{\partial n_{k,\mu}}{\partial t} \right)_{coll}. \quad (13)$$

being $n_{k,\mu}$ and $\epsilon_{k\mu}$ the occupation number and energy at momentum k for orbital μ , and $\vec{v}_{k\mu} = \partial \epsilon_{k\mu} / \partial \vec{k}$.

Within the relaxation time approximation, $\partial n_{k,\mu} / \partial t = \delta n_{k,\mu} / \tau_{k\mu}$ so that the variation with respect to equilibrium becomes

$$\delta n_{k,\mu} = -\frac{\partial n^0(\epsilon_{k\mu})}{\partial \epsilon_{k\mu}} e\vec{v}_{k\mu} \cdot \vec{E} \tau_{k\mu}, \quad (14)$$

and the conductivity is obtained in the form

$$\sigma = -e^2 \frac{1}{3V} \sum_{k\mu} \tau_{k\mu} \vec{v}_{k\mu} \cdot \vec{v}_{k\mu} \frac{\partial n^0(\epsilon_{k\mu})}{\partial \epsilon_{k\mu}}, \quad (15)$$

V being the volume, measured in cell units.

As is usual in the treatment of different scattering mechanisms within Fermi's golden rule approximation, one has to sum the inverse of the corresponding relaxation times. The collision term due to the electron-vibron coupling is given, within Fermi's golden rule, by

$$\begin{aligned} \left(\frac{\partial n_{k,\mu}}{\partial t} \right)_{coll} = & \frac{2\pi}{\hbar} \frac{1}{2V} \sum_q \sum_{i,\tau,m,\nu} \left(\frac{g_{\tau i} \hbar \omega_{\tau i}}{2} \right)^2 |V_{\nu\mu}^{\tau(m)}(\alpha_{\tau i})|^2 \{ \\ & n_{k-q,\nu} (1 - n_{k,\mu}) \left[N_{q,m}^{\tau i} \delta(\epsilon_{k\mu} - \epsilon_{k-q\nu} - \hbar \omega_{\tau i}) + (N_{-q,m}^{\tau i} + 1) \delta(\epsilon_{k\mu} - \epsilon_{k-q\nu} + \hbar \omega_{\tau i}) \right] \\ & - n_{k,\mu} (1 - n_{k-q,\nu}) \left[N_{-q,m}^{\tau i} \delta(\epsilon_{k-q\nu} - \epsilon_{k\mu} - \hbar \omega_{\tau i}) + (N_{q,m}^{\tau i} + 1) \delta(\epsilon_{k-q\nu} - \epsilon_{k\mu} + \hbar \omega_{\tau i}) \right] \} . \end{aligned} \quad (16)$$

Here $N_{q,m}^{\tau i}$ is the Bose-Einstein occupation number of phonons of crystal momentum q , symmetry $\tau = a_g, g_g, h_g$, mode i , component m . $n_{k,\mu}$ is the Fermi occupation of HOMO band component $\mu = -2, \dots, 2$ at the given temperature and chemical potential. At equilibrium, the collision term is zero. We expand to first order in the deviation from equilibrium.

First, let us consider the case $T \gg \text{Max}_i(\hbar \omega_i)$ but still $T \ll T_F$ (the Fermi temperature). In this case

$$N_{q,m}^{\tau i} \simeq \frac{KT}{\hbar \omega_{\tau i}} \gg 1,$$

and

$$\begin{aligned} \left(\frac{\partial n_{k,\mu}}{\partial t} \right)_{coll} = & -\frac{2\pi}{\hbar} \frac{1}{2V} \sum_p \sum_{i,\tau,m,\nu} \left(\frac{g_{\tau i} \hbar \omega_{\tau i}}{2} \right)^2 |V_{\nu\mu}^{\tau(m)}(\alpha_{\tau i})|^2 \frac{KT}{\hbar \omega_{\tau i}} \{ \\ & (\delta n_{k,\mu} - \delta n_{p,\nu}) [\delta(\epsilon_{k\mu} - \epsilon_{p\nu} - \hbar \omega_{\tau i}) + \delta(\epsilon_{k\mu} - \epsilon_{p\nu} + \hbar \omega_{\tau i})] \} . \end{aligned} \quad (17)$$

Since $T \gg \text{Max}_i(\hbar \omega_i)$, after inserting (14) into (17) and using the Boltzmann equation, we find that

$$\begin{aligned} \frac{1}{\tau_{k\mu}} = & \frac{2\pi}{\hbar} \frac{1}{2V} \sum_p \sum_{i,\tau,m,\nu} \left(\frac{g_{\tau i} \hbar \omega_{\tau i}}{2} \right)^2 |V_{\nu\mu}^{\tau(m)}(\alpha_{\tau i})|^2 \frac{KT}{\hbar \omega_{\tau i}} \{ \\ & \left(1 - \frac{\vec{v}_{p\nu} \cdot \vec{n}}{\vec{v}_{k\mu} \cdot \vec{n}} \right) [\delta(\epsilon_{k\mu} - \epsilon_{p\nu} - \hbar \omega_{\tau i}) + \delta(\epsilon_{k\mu} - \epsilon_{p\nu} + \hbar \omega_{\tau i})] \} , \end{aligned} \quad (18)$$

where \vec{n} is a unit vector parallel to the electric field.

If we approximately take $\epsilon_{k\mu} = \epsilon_k$ we find, since the electron-vibron matrices are symmetrical,

$$\frac{1}{\tau_k} = \frac{\pi}{\hbar} \sum_{i,\tau,m} \left(\frac{g_{\tau i} \hbar \omega_{\tau i}}{2} \right)^2 \frac{\text{Tr}[(\mathbf{V}^\tau)^2]}{d} \frac{KT}{\hbar \omega_{\tau i}} \left\{ \frac{1}{V} \sum_p \left(1 - \frac{\vec{v}_p \cdot \vec{n}}{\vec{v}_k \cdot \vec{n}} \right) [\delta(\epsilon_k - \epsilon_p - \hbar \omega_{\tau i}) + \delta(\epsilon_k - \epsilon_p + \hbar \omega_{\tau i})] \right\}. \quad (19)$$

where d is the orbital multiplicity, 5 for the HOMO-derived band of C_{60} . Therefore, the relaxation rate in the linear T regime turns out to be roughly proportional to

$$\tilde{\lambda} = \sum_{i,\tau,m} \frac{g_{\tau i}^2 \hbar \omega_{\tau i}}{4} \frac{\text{Tr}[(\mathbf{V}^\tau)^2]}{d}, \quad (20)$$

related to the conventional dimensionless ep-phonon coupling λ by

$$\lambda = N_1(\epsilon_F) \tilde{\lambda}, \quad (21)$$

where $N_1(\epsilon_F)$ is the density of states per spin *per band* at the Fermi energy.

By using Eq. (20) and the calculated e-v coupling parameters of Table 2, we find for holes in the H_u HOMO-derived band

$$\tilde{\lambda}_+ \simeq 0.276 \text{ eV}. \quad (22)$$

This value can be compared with that calculated similarly, using our couplings of Table 3 for electrons in the T_{1u} band

$$\tilde{\lambda}_- \simeq 0.197 \text{ eV}. \quad (23)$$

We conclude therefore that holes have a stronger scattering with intra-molecular optical phonons than electrons, by about a factor 1.4.

To confirm the accuracy of the values computed for the HOMO case, it is useful to compare those for the LUMO with previous similar calculations. It is then necessary to take into account the factor $d = 3$ which is usually incorporated in the *total* density of states (Lannoo *et al.* 1991). Our $\tilde{\lambda}/d = 66 \text{ meV}$ compares well with previous similar calculations for the C_{60} LUMO (Antropov *et al.* 1993, Varma *et al.* 1991, Lannoo *et al.* 1991), ranging from 49 to 68 meV. On the other hand, empirical estimates based on a fit to photoemission data tend to give a value as large as 147 meV (Gunnarsson *et al.* 1995). The origin of this discrepancy is presently unclear.

5 Superconductivity

The dimensionless electron-vibron coupling which governs the transport properties, λ of Eqs. (20,21), is not in point of principle coincident with the parameter λ determining the superconducting properties. The latter must be determined by solving the

Migdal-Eliashberg equation with the retarded interaction mediated by the vibrons plus the electron-electron Coulomb repulsion. However, a simple estimate of the order of magnitude of λ can be obtained by taking the unretarded limit, and imposing a Debye cutoff to the electron energies. We assume the electronic band operators to be related to the molecular creation and annihilation operators through the unitary (orthogonal) transformation

$$c_{nk\sigma} = U_{n\mu}^{-1}(k) d_{\mu k\sigma},$$

n being the band index, σ the spin. Let us define a matrix \mathbf{W} by

$$W_{\mu\nu} \equiv \sum_{\tau, \hat{i}, \hat{m}} \frac{g_{\tau i}^2 \hbar \omega_{\tau i}}{4} \left(V_{\mu\nu}^{\tau(\hat{m})} \right)^2 = \sum_{\tau} W_{\mu\nu}^{\tau} \sum_{i=1}^{n_m(\tau)} \frac{g_{\tau i}^2 \hbar \omega_{\tau i}}{4}, \quad (24)$$

as well as

$$\mathcal{W}_{nk,mp} \equiv \sum_{\tau, \hat{i}, \hat{m}} \sum_{\mu_1, \mu_2, \mu_3, \mu_4} \frac{g_{\tau i}^2 \hbar \omega_{\tau i}}{4} U_{n\mu_1}^{-1}(k) V_{\mu_1\mu_2}^{\tau(\hat{m})} U_{\mu_2m}(-p) U_{\mu_3m}(p) V_{\mu_4\mu_3}^{\tau(\hat{m})} U_{n\mu_4}^{-1}(-k), \quad (25)$$

The BCS gap equation for

$$\Delta_{k,n} = \langle c_{k,\uparrow,n}^{\dagger} c_{-k,\downarrow,n}^{\dagger} \rangle,$$

reads

$$\Delta_{k,n} = \frac{1}{2V} \sum_{p,m} \mathcal{W}_{nk,mp} \frac{\Delta_{p,m}}{E_{p,m}} \tanh \left(\beta \frac{E_{p,m}}{2} \right), \quad (26)$$

where

$$E_{p,m} = \sqrt{(\epsilon_{pm} - \mu_0)^2 + \Delta_{p,m}^2},$$

μ_0 being the chemical potential. The critical temperature is obtained by solving the eigenvalue equation

$$\delta_{nm} \delta_{kp} - \frac{1}{2V} \sum_{p,m} \mathcal{W}_{nk,mp} \frac{1}{|\epsilon_{pm} - \mu_0|} \tanh \left(\beta_c \frac{|\epsilon_{pm} - \mu_0|}{2} \right) = 0.$$

In general, the BCS gap equation (26) leads to interference between the Cooper pairs belonging to different bands. That, in turn, increases the critical temperature relative to a situation in which the pairs do not interfere. We may therefore foresee two opposite limits of strongly interfering and of non interfering pairs which, respectively, over and underestimate the effective coupling strength λ .

If we assume that averages over the Fermi surface do not depend on the band indices (interfering pairs, corresponding, for example, to the choice of Lannoo *et al.* 1991), then we can replace \mathcal{W} with \mathbf{W} , and we find that the critical temperature is

determined by the *maximum eigenvalue* of the matrix \mathbf{W} in Eq. (24). Under this assumption, the superconducting λ is determined through

$$\lambda = N_1(\epsilon_F) \text{Max}_{\text{eigenvalue}}(\mathbf{W}), \quad (27)$$

For our $H \otimes (a + g + h)$ e-ph coupling the matrices \mathbf{W}^τ are:

$$\mathbf{W}^{g_g} = \frac{1}{24} \begin{pmatrix} 8 & 1 & 6 & 1 & 8 \\ 1 & 8 & 6 & 8 & 1 \\ 6 & 6 & 0 & 6 & 6 \\ 1 & 8 & 6 & 8 & 1 \\ 8 & 1 & 6 & 1 & 8 \end{pmatrix} \quad (28)$$

$$\begin{aligned} \mathbf{W}^{h_g} = & \frac{1}{60} \begin{pmatrix} 16 & 14 & 9 & 14 & 7 \\ 14 & 16 & 9 & 7 & 14 \\ 9 & 9 & 24 & 9 & 9 \\ 14 & 7 & 9 & 16 & 14 \\ 7 & 14 & 9 & 14 & 16 \end{pmatrix} \\ & + \frac{\cos(2\alpha)}{30} \begin{pmatrix} -2 & 2 & -3 & 2 & 1 \\ 2 & -2 & -3 & 1 & 2 \\ -3 & -3 & 12 & -3 & -3 \\ 2 & 1 & -3 & -2 & 2 \\ 1 & 2 & -3 & 2 & -2 \end{pmatrix} \\ & + \frac{\sin(2\alpha)}{4\sqrt{5}} \begin{pmatrix} 0 & 0 & -1 & 0 & 1 \\ 0 & 0 & 1 & -1 & 0 \\ -1 & 1 & 0 & 1 & -1 \\ 0 & -1 & 1 & 0 & 0 \\ 1 & 0 & -1 & 0 & 0 \end{pmatrix}, \quad (29) \end{aligned}$$

while \mathbf{W}^{a_g} is trivially the unit matrix. We note that, even though the matrices \mathbf{W}^τ , for different τ 's, do not commute, the eigenvector $(1, 1, 1, 1, 1)/\sqrt{5}$ is an eigenstate of each of them. Moreover, for each τ this eigenstate provides the largest eigenvalue

$$\text{Max}_{\text{eigenvalue}}(\mathbf{W}^\tau) = \sum_n W_{mn}^\tau = 1 \quad (30)$$

(for any m and τ). This means that the totally-symmetric paired state, delocalized over all the five H_u orbitals or bands, is favored by the couplings to all modes. It also implies that, contrary to molecular JT, the couplings to all modes cooperate evenly to this superconducting state, and contribute additively to λ . Totally equivalent (even if at first sight apparently different) results were derived for the $d = 3$ case (K_3C_{60}) in Refs. (Lannoo *et al.* 1991, Rice *et al.* 1991). We note, however, that the claim that orbital degeneracy enhances the superconducting λ through a factor d (Rice *et al.* 1991) is not really justified, as one must at the same time reduce the density of states from total to single-band, a factor $1/d$ smaller. We also note that

$$1 = \sum_n W_{mn}^\tau = \frac{\sum_{mn} W_{mn}^\tau}{d} = \frac{\sum_{mn} V_{mn}^\tau V_{nm}^\tau}{d} = \frac{\sum_m [(\mathbf{V}^\tau)^2]_{mm}}{d} = \frac{\text{Tr}[(\mathbf{V}^\tau)^2]}{d}, \quad (31)$$

which shows the identity of the $\tilde{\lambda}$ computed for superconductivity to the one obtained for transport in Eq. (20).

If, in the opposite limit, the pairs did not interfere between different bands, the effective λ would be reduced by a factor d . Although we cannot identify a physical situation corresponding to this limit, we can assume that a general case will be intermediate between the limits (interfering/not-interfering pairs). For simplicity, we will stick here to the interfering limit.

In summary, is there any enhancement of superconductivity due to orbital degeneracy? We can still identify one possible source for that, namely Coulomb pseudopotential. In fact, we note that, although a large λ due to tunneling of the Cooper pairs between different orbitals/bands, can be seen as orbital degeneracy enhancing the effective λ to the highest eigenvalue of \mathbf{W} , there is no corresponding enhancement of the repulsive Coulomb pseudo-potential μ^* , at least within the Migdal-Eliashberg theory. The reason is that the main contribution to the Coulomb pseudo-potential is a charge-charge repulsion which does not include tunneling processes between different bands, and being band-diagonal it does not get enhanced. In conclusion, in the above restricted sense, orbital degeneracy may in principle favor superconductivity.

6 Discussion

We have presented a density functional calculation of the linear coupling of holes/electrons in the H_u and T_{1u} orbitals of the fullerene molecule to the intra-molecular vibrations. The coupling to holes is strongest for the h_g modes, and among those to the lowest-frequency mode $h_g(1)$ around 270 cm^{-1} . The linear static Jahn Teller distortion predicted for C_{60}^+ by these couplings corresponds to a D_5 distortion, with an energy gain of 71 meV.

The corresponding dynamical JT state expected with the calculated coupling parameters is a regular Berry-phase vibronic state of symmetry H_u , like the parent electronic state (Manini and De Los Rios 2000). There is no level crossing to a non-degenerate A_u state, as would have hypothetically been possible on pure symmetry grounds, had the D_3 minima been the stable ones (Manini and De Los Rios 2000).

In order to connect with important solid state properties including transport and superconductivity we have formulated a theory of the Boltzmann relaxation time, and of the BCS-type pairing, suitable for an orbitally degenerate multiband case with Jahn Teller coupling. This confirms that the same parameter λ determines both transport and superconducting properties of the multiband degenerate solid. As we previously observed, not all the computed g_i (Table 2) are small parameters, and thus weak-coupling BCS theory is strictly not applicable for C_{60}^+ . However, the overall λ is still moderate. Our calculation neglects couplings to acoustic phonons, librations, and the plasmons, all of which in principle should also contribute to e-ph scattering.

In addition, similarly to Lannoo *et al.*'s calculation (Lannoo *et al.* 1991), we assume that the dispersion of the HOMO band and of the optical phonons has a negligible effect on the integrated value of λ . (This assumption was tested and proved correct in Ref. (Antropov *et al.* 1993) for the couplings to the LUMO band.) With all these approximations, Eq. (27) should provide a semi-quantitative estimate of the total e-ph scattering.

Assuming conservatively a total average density of states of $\sim 10/0.6 \text{ eV} \approx 17$ states eV^{-1} for the HOMO band (i.e. a single-band density of states $N_1(0) = 1.7$ states eV^{-1} per band per spin), our calculated effective dimensionless λ_+ for hole superconductivity in C_{60} is in conclusion about $\lambda_+ \approx 0.47$. The Coulomb pseudopotential μ^* is not available yet, but possibly in the same range of values as for negative C_{60} [$\mu^* \sim 0.2 \div 0.3$ (Gunnarsson *et al.* 1995, Gunnarsson and Zwicknagl 1992)]. With this value of λ_+ , BCS would predict $T_c \sim 40 \text{ K}$ for $\mu^* = 0.2$, and $T_c \sim 5 \text{ K}$ for $\mu^* = 0.3$ (assuming a typical phonon frequency of about 1000 cm^{-1}). This seems of the correct order of magnitude, although somewhat on the low side, in comparison with $T_c = 52 \text{ K}$ found experimentally.

The corresponding value λ_- which we obtain for electrons in the T_{1u} orbitals is, assuming the same bandwidth of 0.6 eV , thus again $N_1(0) = 1.7$ states eV^{-1} per band per spin for the T_{1u} band, $\lambda_- \approx 0.33$. The factor $\lambda_+/\lambda_- = 1.4$ of holes relative to electrons is in qualitative agreement with a larger T_c of the former. However, assuming the same typical phonon frequency, BCS would predict here $T_c \sim 0.8 \text{ K}$ for $\mu^* = 0.2$, and $T_c \sim 0 \text{ K}$ for $\mu^* = 0.3$. That is obviously way smaller than the observed superconducting $T_c = 10 \text{ K}$ found experimentally in the FET experiment, let alone the higher values found in the fullerenes.

Coming to transport, the measured resistivities for holes are larger than those of electrons, and this also agrees with a larger λ value. Calculation of the T -linear high temperature resistivity

$$\rho = \frac{\lambda_{tr} T}{4\pi\omega_p^2}$$

would however predict a moderately larger value for hole- than for electron-doped C_{60} , at least assuming (somewhat arbitrarily) the same plasma frequencies for the same carrier densities. Quantitatively, Batlogg's FET data (Schön *et al.* 2000) differ strongly from this expectation. They, first of all, indicate a nonlinear temperature dependence, closer to T^2 ; secondly, they show values about 5 times larger for holes than for electrons. While there are second order processes (see Appendix) that would indeed yield a T^2 resistivity at low temperatures, we do not believe that they may explain the discrepancy here. Zettl and coworkers (Vareka and Zettl 1994) proposed that the apparent T^2 in the electron resistivity is an effect of thermal expansion, and showed that a linear T increase is recovered at constant volume, for negative doping.

Recently Goldoni *et al.* measured by EELS the plasma frequency in K_3C_{60} . They found it slowly decreasing with temperature, its width growing approximately quadrat-

ically with T . These data support the view that the T^2 resistivity is directly related with a T^{-2} decrease of relaxation time, most likely linked with lattice expansion. It seems plausible that a similar physics could apply to holes too, in which case the predicted constant-pressure relaxation-time drop with temperature would also be non-linear, and quantitatively larger than the electron case. If, on the other hand, it became possible to obtain the constant-volume inverse relaxation time and resistivity, then, assuming the same plasma frequency ω_p , its increase should be linear with T with a slope 1.4 times larger than that of negatively-charged C_{60} . This conjecture must await experimental test.

Acknowledgements

We are indebted to B. Batlogg, O. Gunnarsson and G. Santoro for useful discussions. This work was partly supported by the European Union, contract ERBFM-RXCT970155 (TMR Fulprop), and by MURST COFIN99.

Appendix: Quadratic Resistivity

Within Fermi's golden rule, the vibron contribution to the electrical resistivity is exponentially decreasing if temperature is much smaller than the vibron frequencies. However, the above result is not true any more if higher order corrections are taken into account. Indeed, at second order, the electron-vibron coupling generates an effective electron-electron interaction. Since the electrons involved lie on a shell of width T around the Fermi energy, the vibron-originated electron-electron interaction

$$V_{el-el}(\omega) = - \sum_{\tau,i,m} \frac{g_{\tau i}^2 \hbar \omega_{\tau i}}{4} \frac{\omega_{\tau i}^2}{\omega_{\tau i}^2 - \omega^2} \\ \frac{1}{V} \sum_{kpq} \sum_{\mu\nu\gamma\beta} \sum_{\sigma,\sigma'} V_{\mu\nu}^{\tau(m)}(\alpha) V_{\gamma\beta}^{\tau(m)}(\alpha) d_{\mu,\sigma,k+q}^\dagger d_{\gamma,\sigma',p}^\dagger d_{\beta,\sigma',p+q} d_{\nu,\sigma,k} , \quad (32)$$

acts as if it were effectively unretarded, $\omega = 0$. This interaction induces a T^2 inverse relaxation time at low temperatures. A rough estimation of the order of magnitude gives

$$\frac{1}{\tau} \sim \frac{(KT)^2}{5\hbar} N_1(\epsilon_F)^3 \sum_{i,j,\tau,\tau',m,m'} \left(\frac{g_{\tau i}^2 \hbar \omega_{\tau i}}{4} \right) \left(\frac{g_{\tau' j}^2 \hbar \omega_{\tau' j}}{4} \right) \\ \left\{ \frac{5}{4} \left[\text{Tr} \left(V^{\tau(m)} V^{\tau'(m')} \right) \right]^2 - \text{Tr} \left(V^{\tau(m)} V^{\tau'(m')} V^{\tau(m)} V^{\tau'(m')} \right) \right\} .$$

References

- [1] Altmann, S. L., and Herzig, P., 1994, *Point-Group Theory Table* (Oxford Science Pub., Oxford).
- [2] Antropov, V. P., Gunnarsson, O., and Liechtenstein, A. I., 1993, Phys. Rev. B **48**, 7651.
- [3] Auerbach, A., Manini, N., and Tosatti, E., 1994, Phys. Rev. B **49**, 12998.
- [4] Baroni, S., Giannozzi, P., and Testa, A., 1987, Phys. Rev. Lett. **58**, 1861; Dal Corso, A., Pasquarello, A., and Baldereschi, A., 1997, Phys. Rev. B **56**, R11369; Baroni, S., de Gironcoli, S., Dal Corso, A., and Giannozzi, P., 2001, Rev. Mod. Phys. in print.
- [5] Brühwiler, P., Maxwell, A. J., Balzer, P., Andersson, S., Arvanitis, D., Karlsson, L., and Mårtensson, N., 1997, Chem. Phys. Lett. **279**, 85.
- [6] Butler, P. H., *Point Group Symmetry Applications* (Plenum, New York).
- [7] Ceulemans, A., and Fowler, P. W., 1990, J. Chem. Phys. **93**, 1221.
- [8] Ceulemans, A., Fowler, P. W., and Vos, I., 1994, J. Chem. Phys. **100**, 5491.
- [9] Datars, W. R., and Ummat, P. K., 1995, Solid State Commun. **94**, 649.
- [10] De Los Rios, P., and Manini, N., 1997, in *Recent Advances in the Chemistry, Physics of Fullerenes, Related Materials: Volume 5*; in *Recent Advances in the Chemistry and Physics of Fullerenes and Related Materials: Volume 5*, edited by Kadish, K. M., and Ruoff, R. S. (The Electrochemical Society, Pennington), p. 468.
- [11] De Los Rios, P., Manini, N., and Tosatti, E., 1996, Phys. Rev. B **54**, 7157.
- [12] The C pseudopotential is described in Favot, F., and Dal Corso, A., 1999, Phys. Rev. B **60**, 11427.
- [13] Fowler, P. W., and Ceulemans, A., 1985, Mol. Phys. **54**, 767.
- [14] Giannozzi, P., and Baroni, S., 1994, J. Chem. Phys. **100**, 8537.
- [15] Goldoni, A., Sangaletti, L., Parmigiani, F., Comelli, G., and Paolucci, G., 2001, Phys. Rev. Lett., in print.
- [16] Gunnarsson, O., Handschuh, H., Bechthold, P. S., Kessler, B., Ganteför, G., and Eberhardt, W., 1995, Phys. Rev. Lett. **74**, 1875; Gunnarsson, O., 1995, Phys. Rev. B **51**, 3493 (1995).
- [17] Gunnarsson, O., and Zwicknagl, G., 1992, Phys. Rev. Lett. **69**, 957-960.

- [18] Kohanoff, J., Andreoni, W., and Parrinello, M., 1992, Phys. Rev. B **46**, 4371; Kohanoff, J., Andreoni, W., and Parrinello, M., 1992, Chem. Phys. Lett. **198**, 472; Feuston, B. P., Andreoni, W., Parrinello, M., and Clementi, E., 1991, Phys. Rev. B **44**, 4056.
- [19] Lannoo, M., Baraff, G. A., and Schlüter, M., 1991, Phys. Rev. B **44**, 12106.
- [20] Manini, N., and De Los Rios, P., 1998, J. Phys.: Condens. Matter **10**, 8485.
- [21] Manini, N., and De Los Rios, P., 2000, Phys. Rev. B **62**, 29.
- [22] Manini, N., and Tosatti, E., 1998, Phys. Rev. B **58**, 782.
- [23] Manini, N., Tosatti, E., and Auerbach, A., 1994, Phys. Rev. B **49**, 13008.
- [24] Moate, C. P., Dunn, J. L., Bates, C. A., and Liu, Y. M., 1997, J. Phys.: Condens. Matter **9**, 6049.
- [25] Moate, C. P., O'Brien, M. C. M., Dunn, J. L., Bates, C. A., Liu, Y. M., and Polinger, V. Z., 1996, Phys. Rev. Lett. **77**, 4362.
- [26] Negri, F., Orlandi, G., and Zerbetto, F., 1988, Chem. Phys. Lett. **144**, 31.
- [27] Prassides, K., Dennis, T. J. S., Hare, J. P., Tomkinson, J., Kroto, H. W., Taylor, R., and Walton, D. R. M., 1991, Chem. Phys. Lett. **187**, 455; Prassides, K., Christides, C., Rosseinsky, M. J., Tomkinson, J., Murphy, D. W., and Haddon, R. C., 1992, Europhys. Lett. **19**, 629; Jishi, R. A., and Dresselhaus, M. S., 1992, Phys. Rev. B **45**, 2597; Mitch, M. G., Chase, S. J., and Lannin, J. S., 1992, Phys. Rev. B **46**, 3696.
- [28] Rice, M. J., Choi, H. Y., and Wang, Y. R., 1991, Phys. Rev. B **44**, 10414.
- [29] Schön, J. H., Kloc, Ch., Haddon, R. C., and Batlogg, B., 2000, Science **288**, 656; Schön, J. H., Kloc, Ch., and Batlogg, B., 2000, Nature **408**, 549.
- [30] Vanderbilt, D., 1990, Phys. Rev. B **41**, 7892.
- [31] Vareka, W. A., and Zettl, A., 1994, Phys. Rev. Lett. **72**, 4121.
- [32] Varma, C. M., Zaanen, J., and Raghavachari, K., 1991, Science **254**, 989.
- [33] Zhou, P., Wang, K. A., Wang, Y., Eklund, P. C., Dresselhaus, M. S., Dresselhaus, G., and Jishi, R. A., 1992, Phys. Rev. B **46**, 2595.