

Self similarities in quasiperiodic magnetic superlattices

Z. Y. Zeng^{1,2}, F. Claro¹, and W. Yan¹

1. *Facultad de Física, Pontificia Universidad de Católica de Chile, Casilla 306, Santiago 22, Chile*

2. *Department of Physics, Hunan Normal University, Changsha 410081, P. R. China and
CCAST(World Laboratory). P. O. Box 8730, Beijing 100080, P. R. China*

Abstract

We study the quasiperiodic behavior of electrons in a Fibonacci magnetic superlattice, produced on a two-dimensional electron gas (2DEG) modulated by magnetic field stripes arranged in a Fibonacci sequence. A rich (multifractal) resonant structure of transmission and conductance spectra is revealed. Although electron motion in a magnetically modulated 2DEG is inherently a two dimensional process, both the transmission coefficient and conductance exhibit self-similarity and six-circle properties regardless of the value of the wavevector perpendicular to the tunneling direction. At most incident energies, the conductance G decreases with the sample length in the tunneling direction l_x not faster than a power of l_x .

The discovery of quasicrystals in 1984 [1] has attracted a great amount of experimental and theoretical attention to quasiperiodic systems [2,3]. It has been shown that a quasiperiodic system is characterized by its self-similar energy spectrum and critical (neither extended nor localized) states. Recent advances in semiconductor and nano-technologies have permitted the realization of a uniform magnetic field at nanometer scales, by creating magnetic dots or depositing ferromagnetic or superconducting material patterns on heterostructures [4]. The energy spectrum and novel transport properties in a *2DEG* modulated by a nanoscaled inhomogeneous magnetic field have been investigated both theoretically and experimentally [5,6].

In this letter we discuss electron motion in a *2DEG* on which quasiperiodically-arranged magnetic barriers are deposited. This case differs from electric or dielectric modulation in that *2DEG* electron tunneling through magnetic barriers is inherently a two-dimensional process [6]. The effective potential experienced by the electron is dependent on the wave vector perpendicular to the tunneling direction, which renders such a quasiperiodic magnetic structure different from the usual *1D* or quasi-*1D* quasiperiodic electric or optical systems. However, for a quasiperiodic magnetic pattern, the effective potential is still quasiperiodic for a given transverse wavevector. As we show below, this entails that both the transmission and conductance display quasiperiodic characteristics.

We consider a *2DEG* under a perpendicular magnetic produced by which two types of magnetic blocks *P* and *Q* arranged in a Fibonacci sequence (Fig. 1 (a)). The magnetic field is assumed homogeneous along the *y* direction and varies along the *x* direction. Throughout this paper, we take the Landau gauge $\mathbf{A} = (0, A(x), 0)$. For magnetic block *P/Q* of width $L_{P/Q} = d_{P/Q} + l_{P/Q}$, we assume for simplicity a magnetic profile $B(x) = B_{P/Q}[\delta(x) - \delta(x - d_{P/Q})]$ (Fig. 1 (b)). Its corresponding vector potential can be chosen as $A(x) = B_{P/Q}l_B[\theta(x) + \theta(d_{P/Q} - x)]$ (Fig. 1 (c)), where $l_B = \sqrt{\hbar/eB_P}$ and $\theta(x)$ is the Heaviside step function. By introducing in addition the cyclotron frequency $\omega_c = eB_P/m^*$ (m^* is the effective mass of electrons), all quantities below are transformed into dimensionless units. For *GaAs* and an estimated $B_P = 0.1T$, then $l_B = 81.3nm$, $\hbar\omega_c = 0.17mev$ and $l_B\omega_c = 1.4m/sec$. Setting the wavefunction in the form $e^{iqy}\psi(x)$ (q is the normal wavevector), one obtains the following *1D* Schrödinger equation governing the motion of *2DEG* electrons in the presence of Fibonacci magnetic modulation

$$\left\{ \frac{d^2}{dx^2} - f_j(x)[f_j(x) + 2q] \right\} \psi(x) = 2(q^2/2 - E)\psi(x), \quad (1)$$

where $E - q^2/2$ is the energy along the tunneling direction, $f_j(x)$ is an oscillating function describing the Fibonacci sequence S_j which is constructed from the magnetic blocks *P* and *Q*, and $V(x, q) = f_j(x)[f_j(x) + 2q]/2$ can be considered as an effective *q*-dependent electric potential. The dependence on *q* of the quantity $V(x, q)$ implies that this problem is inherently two dimensional. For a given *q*, electron tunneling through the above magnetic structure will be equivalent to electron motion in a *1D* Fibonacci electric potential with square barriers ($q \geq -\min(B_P, B_Q)/2$), square barriers and wells ($-\max(B_P, B_Q)/2 < q < -\min(B_P, B_Q)/2$) or square wells ($q \leq -\max(B_P, B_Q)/2$).

Matching wave functions at the edges of the magnetic block *P* yields the following transfer matrix M_P for an electron propagating through the block *P*

$$M_P = \begin{pmatrix} [\cos(k_P d_P) - i\mu \sin(k_P d_P)]e^{-ik_0 l_P} & -i\mu' \sin(k_P d_P)e^{ik_0 l_P} \\ i\mu' \sin(k_P d_P)e^{-ik_0 l_P} & [\cos(k_P d_P) + i\mu \sin(k_P d_P)]e^{ik_0 l_P} \end{pmatrix}, \quad (2)$$

where $k_P = \sqrt{2E - q^2 - B_P(B_P + 2q)}$, $k_0 = \sqrt{2E - q^2}$, $\mu = \frac{1}{2}(k_0/k_P + k_P/k_0)$, and $\mu' = \frac{1}{2}(k_P/k_0 - k_0/k_P)$. Notice that the trigonometric functions \sin and \cos in Eq. (2) will be replaced by their hyperbolic counterparts \sinh and \cosh when k_P becomes imaginary. The transfer matrix M_Q for an electron propagating through the magnetic block Q can be obtained by the replacement $P \rightarrow Q$ in the matrix expression (2) of M_P .

A Fibonacci multilayer system S_j has F_j layers, where F_j is a Fibonacci number satisfying the recursion relation $F_{j+1} = F_j + F_{j-1}$ ($j \geq 1$), with $F_0 = F_1 = 1$. It is easy to show that the transfer matrix M_j also satisfies the recursion relation $M_{j+1} = M_j M_{j-1}$ ($j \geq 1$), with initial condition $M_0 = M_Q, M_1 = M_P$. The recursion relation between transfer matrices possesses a constant of motion $I = x_{j+1}^2 + x_j^2 + x_{j-1}^2 - 2x_{j+1}x_jx_{j-1} - 1$ and a trace map $x_{j+1} = 2x_jx_{j-1} - x_{j-2}$, where $x_j = \frac{1}{2}\text{Tr}M_j$ [2,3]. The constant of motion I characterizes the extent of quasiperiodicity of the Fibonacci system.

Now we consider a simple case, i.e., $B_P = B_Q = B$, $d_P = d_Q = d$, which is likely to be the easiest to realize experimentally. Then one has $k_P = k_Q = k'$ and the constant of motion

$$I = \{(k'^2 - k_0^2) \sin(k'd) \sin[k_0(l_Q - l_P)]/2k'k_0\}^2. \quad (3)$$

For the case $l_P = l_Q$, $I = 0$, which corresponds to a periodic magnetic superlattice without quasiperiodicity. According to Eq. (3) I is also dependent on the normal wavevector q through k_0 and k' . It is in general positive definite for most incident energy E if $l_P \neq l_Q$. It is thus expected that the quasiperiodic self-similarity will appear in the energy spectra of energy, transmission and conductance. In terms of matrix M_j for electron tunneling through Fibonacci magnetic superlattice S_j the transmission coefficient becomes

$$T(E, q) = 4(|M_j|^2 + 2)^{-1}, \quad (4)$$

where $|M_j|^2$ is the sum of squares of the four elements of M_j . The conductance G is calculated from the Landauer-Büttiker formula [7] by averaging the electron flow over half the Fermi surface,

$$G/G_0 = \int_{-\pi/2}^{\pi/2} T(E, \sqrt{2E} \sin \theta) \cos \theta d\theta. \quad (5)$$

Here θ is the angle between the velocity of incidence and the tunneling axis x , E is the incident energy, and $G_0 = e^2 m^* v l_y / \hbar^2$, where v is the velocity of incident electrons and l_y the width of the sample.

Figure 2 shows typical transmission spectra for different transverse wavevectors q and different Fibonacci sequence S_j . The magnetic structure parameters are chosen as $B_P = B_Q = d_P = d_Q = l_P = 1$, $l_Q = 2$. From the left to the right column, q is -0.7 , 0 and 0.7 , which corresponds to the equivalent Fibonacci electric superlattices constructed from two square-well, two low square-barrier and two high square-barrier blocks, respectively. The first row are the transmission spectra for the magnetic superlattice S_{12} , while the second row shows the enlargement of the central regions of the first row for the same structure.

The transmission spectra for S_{15} within squeezed energy regions are plotted in the third row. The first and second rows show that, regardless of the value of q , the transmission bands are tribranching hierarchically in a self-similar way. Also one can readily observe the similarity between the transmission spectra of S_{12} and S_{15} at quite different scales. In addition, we notice that complete resonant behavior ($T = 1$) still exist in Fibonacci magnetic superlattices. It demonstrates the existence of transparent resonant states in these structures.

The transmission spectra around $E = 0.57, 0.42, 0.93$ for $q = -0.7, 0, 0.7$ are given in Fig. (3) from left to right, for S_9, S_{12} and S_{15} . Although located within different energy regions, the transmission spectra shown for S_9, S_{12} and S_{15} display striking similarities. Remarkably, the transmission spectra for S_9 and S_{15} are nearly the same, which implies that transfer matrix M_j has a six-circle property, i.e., $M_{j+6} = M_j$ for any q . In fact, the scale change of the incident energy E between the spectra for S_9, S_{12} and S_{15} is given by the scaling index of the renormalization group transformation of the six-circle map $[1 + 4(1 + I)^2]^{1/2} + 2(1 + I)$ [2,?]. From the physical point of view, the self-similarities of the transmission spectra of Fibonacci magnetic superlattice arise from the self-similar energy spectra (not shown) of this special structure.

Of special experimental interest is the conductance, for which numerical results for structures S_9, S_{12} and S_{15} are given in the left column of Fig. 4. The positions of the conductance dips for all three structures are nearly the same, dividing the group of resonant conductance peaks into five seemingly main subgroups. Note that as the number of Fibonacci layers increases, i.e., the length of the sample in the tunneling direction increases, the conductance decreases. Although the conductance is an average of transmission coefficients over half the Fermi surface, self-similarity is still present in the conductance, as exhibited in the next two columns. In the center column we show how a change of scale produces the same spectra in S_{12} , while an increase in length (S_{15}) shows more detailed structure that is also similar to the whole pattern. The column in the right illustrates the six-circle scaling property of the conductance.

To find out what governs the decrease of the conductance with sample length, we calculated the conductance at incident energies $E = 0.2, 0.3, 0.4, 0.5$ for different sample lengths l_x and plotted them in Fig. 5. One finds that for periodic magnetic superlattices, the conductance does not vary with l_x (top four lines), while the conductance decreases with l_x at a rate not faster than a power of l_x for the Fibonacci structures (bottom four lines). The deviation from a power law is small, however. We have included a linear fit over the whole range of values (slanted dotted line) for the case of $E = 0.4$ in order to illustrate the magnitude of the deviation. We find that if a local linear fit $G \sim l_x^{-\alpha}$ is used at various places within the range of l_x , $\alpha \simeq 0.04 - 0.1$, a smaller value than that found in a two-dimensional Penrose lattice [8]. Notice also the small difference in decay rate for the different energies. Such an observation is consistent with the prediction of Sutherland and Kohmoto [9] in the resistance of Fibonacci quasicrystals. This local power law decrease of the conductance with sample length in a Fibonacci system is directly related to the critical behavior of the wavefunctions [8]. As the sample length in the tunneling direction diverges, the conductance is expected to show very spiky behavior.

It should also be pointed out that the self-similarities of the transmission and conductance of a Fibonacci magnetic superlattice are robust with regard to the concrete shape of the

magnetic barriers and the choice of vector potential [10]. This makes an experimental verification of the properties discussed above very plausible. As our results suggest, 2DEG subject to the inhomogeneous magnetic field of a Fibonacci or other quasiperiodic sequence of magnetic stripes deposited on a nearby parallel surface should exhibit self-similarity in the conductance perpendicular to the stripes.

In summary, we have discussed the quasiperiodic behaviors of electrons in a magnetically modulated 2DEG system with magnetic blocks arranged in a Fibonacci sequence. We have shown that the transmission and conductance of this new kind of quasiperiodic structure possesses both the self-similarity and six-circle properties, as found in other kinds of quasiperiodic systems. We expect our theoretical predictions to be confirmed in future experiments.

ACKNOWLEDGMENTS

This work was supported in part by a Cátedra Presidencial en Ciencias and FONDECYT 1990425, and by National Climbing Project as well as NSF grant No. 53112-0810 of Hunan Normal University of China. One of us (ZYZENG) would like to thank F.M. Peeters and M. Büttiker for communications and L. D. Zhang for discussions.

REFERENCES

- [1] D. Shechtman, I. Blech, D. Gratias, and J. W. Cahn, Phys. Rev. Lett. **53**, 1951 (1984); D. Levine and P. J. Steinhardt, *ibid.* **53**, 2477 (1984).
- [2] P. A. Thiel, J. M. Dubois, Nature **406**, 570 (2000); M. Kohmoto, L.P. Kadanoff, and C. Tan, Phys. Rev. Lett. **50**, 1870 (1983); Phys. Rev. B **35**, 1020 (1987); S. Ostlund, R. Pandit, D. Rand, H. J. Schellnhuber, and E. D. Siggia, Phys. Rev. Lett. **50**, 1873 (1983); Q. Niu and F. Nori, *ibid.* **57**, 2057 (1986); B. Sutherland, Phys. Rev. B **34**, 3904 (1986); M. Kohmoto, Int. J. Mod. Phys. B **1**, 31 (1987).
- [3] R. Merlin, K. Bajema, R. Clarke, F. -Y. Juang, and P. K. Battacharya, Phys. Rev. Lett. **55**, 1768 (1985); B. Sutherland, *ibid.* **57**, 770 (1986); M. Kohmoto, B. Sutherland, and K. Iguchi, *ibid.* **58**, 2436 (1986); W. Gellermann, M. Kohmoto, B. Sutherland, and P. C. Taylor, *ibid.* **72**, 633 (1994); G. J. Jin et al., J. Phys. Soc. Jpn. **67**, 49 (1998); C. G. Bezerra, J. M. de Araújo, C. Chesman, and E. L. Albuquerque, Phys. Rev. B **60**, 9264 (1999).
- [4] M. A. McCord and D.D. Awschalom, Appl. Phys. Lett. **57**, 2153 (1990); S. J. Bening, K. Von Klitzing, and K. Ploog, Phys. Rev. Lett. **65**, 1060 (1990); M. L. Leadbeater et al., J. Appl. Phys. **69**, 4689 (1991); R. Yagi and Y. Iye, J. Phys. Soc. Jpn. **62**, 1279 (1993).
- [5] F. M. Peeters and P. Vasilopoulos, Phys. Rev. B **47**, 1466 (1993).
- [6] M. Calvo, Phys. Rev. B. **48**, 2365 (1993); F. M. Peeters and A. Matulis, Phys. Rev. B **48**, 15166 (1993); A. Matulis, F. M. Peeters and P. Vasilopoulos, Phys. Rev. Lett. **72**, 1518 (1994); H. A. Carmona et al. *ibid.* **74**, 3009 (1995); P. D. Ye et al. *ibid.* **74**, 3013 (1995); J. Q. You and L. D. Zhang, Phys. Rev. B **54**, 1526 (1996); Z. Y. Zeng, L. D. Zhang, X. H. Yan, and J. Q. You, Phys. Rev. B **60**, 1515 (1999). Y. Guo et al. Phys. Rev. B **62**, 2635 (2000).
- [7] M. Büttiker, Phys. Rev. Lett. **57**, 1761 (1986).
- [8] Quasicrystals, The State of The Art, edited by D. P. Divincenzo and P. J. Steinhardt (World Scientific, 1991).
- [9] B. Sutherland and M. Kohmoto, Phys. Rev. B **36**, 5877 (1987).
- [10] Z. Y. Zeng, Ph. D thesis, Institute of Solid State Physics, Chinese Academia Sinica (2000).

FIGURES

FIG. 1. The Fibonacci magnetic superlattice (a), showing the magnetic profile $B(x)$ of building blocks P and Q (b), and the corresponding y-component of the vector potential, $A(x)$ (c).

FIG. 2. Transmission spectra of Fibonacci magnetic superlattices S_{12} , S_{15} for $q = -0.7$ (left column) , $q = 0$ (middle column) and $q = 0.7$ (right column). The magnetic structure parameters are $B_P = B_Q = 1, d_P = d_Q = 1, l_P = 1, l_Q = 2$.

FIG. 3. Comparison of transmission spectra at different energy scales of Fibonacci magnetic superlattices S_9, S_{12}, S_{15} for $q = -0.7$ (left column) , $q = 0$ (middle column) and $q = 0.7$ (right column). The structure parameters are the same as in Fig. (2).

FIG. 4. Conductance of Fibonacci magnetic superlattices S_9, S_{12}, S_{15} . The structure parameters are the same as in Fig. (2).

FIG. 5. Logarithm of conductance G as a function of logarithm of the superlattice l_x . The structure parameters are the same as in Fig. (2).

Fig.1 Zeng et al.

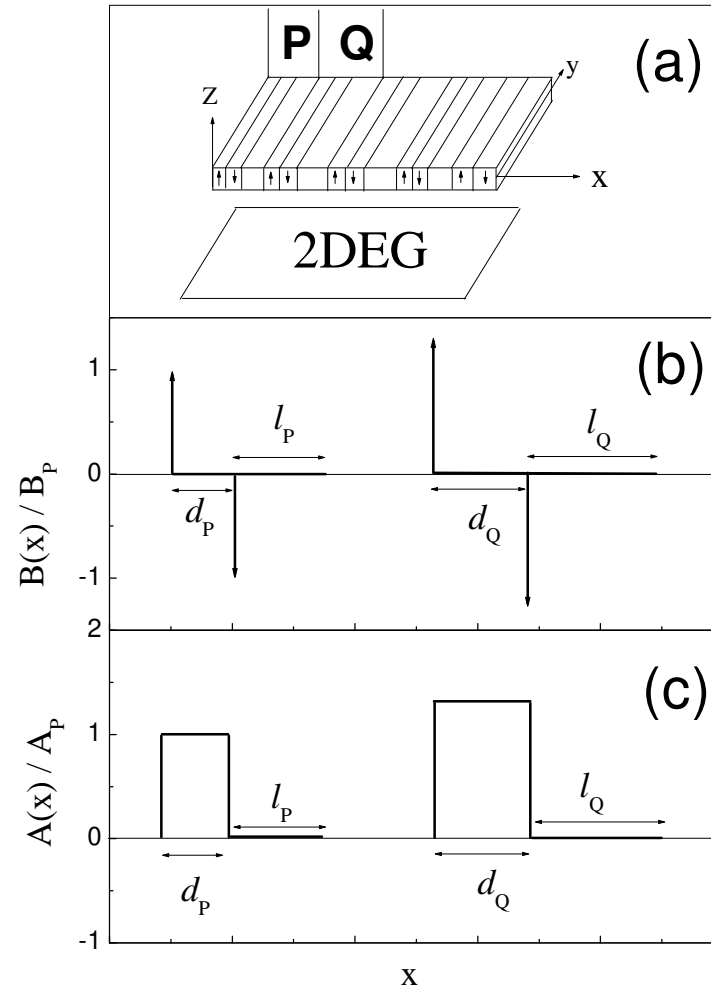


Fig. 2 Zeng et al.

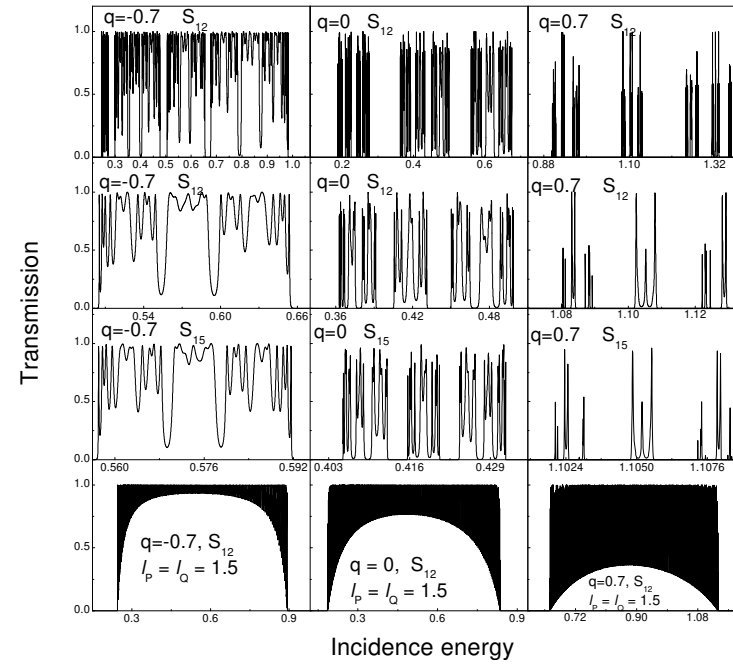


Fig. 3 Zeng et al.

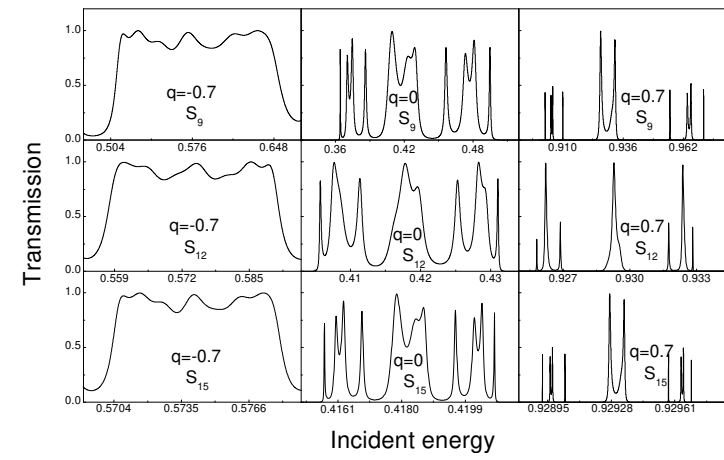


Fig.4 Zeng et al.

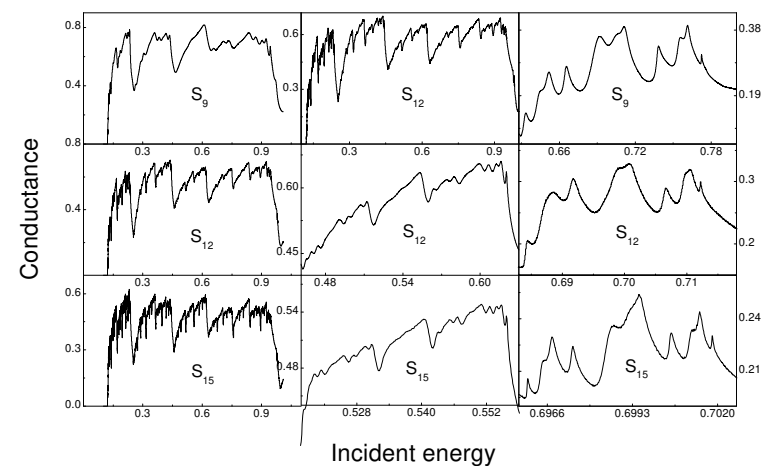


Fig. 5 Zeng et al.

