

An elastoplastic theory of dislocations as a physical field theory with torsion

Markus Lazar*

Max-Planck-Institut für Metallforschung

Institut für Physik

D-70569 Stuttgart, Germany

(December 2, 2024)

Abstract

We consider a static theory of dislocations with moment stress in an anisotropic or isotropic elastoplastic material. We obtain a system of Maxwell type field equations which are the continuity equations of the field quantities in elastoplastic theory of dislocations in an infinite medium. For a screw dislocation, we discuss the stress field which is modified near the dislocation core due to the appearance of moment stress. Moreover, we discuss the analogies between the elastoplastic theory of a screw dislocation, a cosmic string, and a magnetic vortex. The dislocation theory is also considered as three-dimensional effective gravity.

Keywords: Elastoplasticity; dislocations; field theory; torsion; moment stress; defects; strings; gravity

*Present address: Institute for Theoretical Physics, University of Leipzig, Augustusplatz 10, D-04109 Leipzig, Germany, E-mail: lazar@itp.uni-leipzig.de.

I. INTRODUCTION

Defects in crystals, e.g., elementary point defects, dislocations, and stacking faults, play a fundamental role in determining the behaviour and properties of crystalline materials. In principle, point defects make the crystal viscoelastic, whereas dislocations cause plasticity. After plastic bending or twisting a crystal contains dislocations which give rise to a lattice curvature. The dislocations can directly be observed by the help of high resolution electron microscopes. The crystallographic or topological defects not only influence the mechanical, but also the electrical, magnetical and other properties. All these defects break the symmetry of the ideal crystal (defect-free crystal), as an analogue of trivial vacuum, to the real crystal as a nontrivial vacuum. In analogy to the theory of elementary particle physics and gravity, we propose a static elastoplastic field theory of dislocations (see also [1]).

A gauge theory of dislocations is formally given in Refs. [2–4] but without considering the moment stress. Moreover, their gauge Lagrangian of dislocation is not the most general one for an isotropic material because it contains only one material constant and has been chosen in a very special form quadratic in translational gauge field strength. Recently, Malyshev [5,6] discussed that the gauge Lagrangian used by Edelen *et al.* does not lead to the correct solution for an edge dislocation within a linear approximation. Additionally, any correct gauge theory of dislocations must give the well-established results earlier obtained with the older theory of dislocations. For instance, Kadić and Edelen [2,3] and Edelen and Lagoudas [4] find in their gauge theory of dislocations that the far field stress of a screw dislocation decays exponentially and the near field decay is found to go with r^{-1} . Obviously, this is an important difference between the gauge theory of dislocations and the classical dislocation theory. Fortunately, about ten years later Edelen [7] realized that the solutions for a screw and an edge dislocation given in Refs. [2–4] are unphysical.

The aim of this paper is to develop a static theory of dislocations which makes use of the concepts of field strength, excitation, and constitutive functions. Like Maxwell's field equations, the theory of dislocations consists of two sets of field equations which are connected by

constitutive laws. This theory is a kind of an axiomatic field theory of dislocations similar to axiomatic Maxwell's theory, which has recently been given by Hehl *et al.* [8–10]. Additionally, this dislocation theory is a three-dimensional translation gauge theory [1] which makes use of the framework of metric affine gauge theory (MAG) given by Hehl *et al.* [11–14]. We discuss as a physical example the elastoplastic properties of a screw dislocation as a crystal defect in full detail. We show that the solution of our field equations for a screw dislocation in an infinite medium gives the classical far field and a modified near field.

Moreover, we discuss the similarities between dislocations, magnetic vortices in type-II superconductors [15,16], and cosmic strings [17] which could have been formed at a phase transition in the early universe. Additionally, we discuss the dislocation theory as a three-dimensional theory of gravity.

As formalism we use the calculus of exterior differential forms, for our conventions see [18–20,13].

II. ELASTICITY THEORY

In classical elasticity theory (see [20]) the material body is identified with a three-dimensional manifold \mathcal{M}^3 which is embedded in the three-dimensional Euclidean space \mathbb{R}^3 . We distinguish between the (anholonomic) material or the final coordinates of \mathcal{M}^3 , $a, b, c, \dots = 1, 2, 3$, and the (holonomic) Cartesian coordinates of the reference system (defect-free or ideal reference system) \mathbb{R}^3 , $i, j, k, \dots = 1, 2, 3$. A *deformation* of \mathbb{R}^3 is a mapping $\boldsymbol{\xi} : \mathbb{R}^3 \rightarrow \mathcal{M}^3$. This deformation or distortion one-form is defined by

$$\vartheta^a = B^a_i dx^i = d\xi^a, \quad (2.1)$$

and is identified with the soldering form and the (orthonormal) coframe, respectively. Here d denotes the three-dimensional exterior derivative. Since

$$d\vartheta^a = dd\xi^a = 0, \quad (2.2)$$

the elastic distortion (2.1) is compatible or holonomic and the body manifold is simply connected. Using the orthonormal coframe, the volume three-form is defined by

$$\eta := \frac{1}{3!} \epsilon_{abc} \vartheta^a \wedge \vartheta^b \wedge \vartheta^c = \frac{1}{3!} B \epsilon_{ijk} dx^i \wedge dx^j \wedge dx^k, \quad (2.3)$$

with $B \equiv \det(B^a_i)$, and ϵ_{abc} as the Levi-Civita symbol, $\eta_a := e_a \rfloor \eta$, $\eta_{ab} := e_a \rfloor e_b \rfloor \eta$, and $\eta_{abc} := e_a \rfloor e_b \rfloor e_c \rfloor \eta$. Here \rfloor denotes the interior product with

$$e_a \rfloor \vartheta^b = B_a^i B^b_i = \delta_a^b, \quad e_a = B_a^i \partial_i, \quad (2.4)$$

and \wedge the exterior product ($A \wedge B = A \otimes B - B \otimes A$). In the following we use the Hodge duality operation * .¹ For a p -form α , the dual $(3-p)$ -form is ($p \leq 3$)

$$^* \alpha = \frac{1}{p!} (\alpha^{a_1 \dots a_p} e_{a_p} \wedge \dots \wedge e_{a_1}) \rfloor \eta, \quad (2.5)$$

with $^{**} \alpha = \alpha$.

The *Cauchy-Green strain* tensor G is defined as the metric of the final state

$$G = \delta_{ab} \vartheta^a \otimes \vartheta^b = \delta_{ab} B^a_i B^b_j dx^i \otimes dx^j = g_{ij} dx^i \otimes dx^j, \quad (2.6)$$

where $\delta_{ab} = \text{diag}(+++)$. We can interpret the strain tensor as a kind of effective field which formed out during the deformation. Note that $\det(B^a_i) = \sqrt{\det(g_{ij})} = 1$ means the constraint of incompressibility. Finally, the so-called *engineering strain* tensor E is given by

$$2E = G - 1 = (g_{ij} - \delta_{ij}) dx^i \otimes dx^j. \quad (2.7)$$

It measures the change of the metric between the undeformed and the deformed state.

Let us now consider the strain Lagrangian in the pure elastic case. For simplicity we assume linear *constitutive laws*. The elastic (anisotropic) Lagrangian is given by means of the potential (strain) energy

$$\mathcal{L}_{\text{strain}} = -W\eta. \quad (2.8)$$

¹ A more complicated metric independent duality operation, which involves constitutive functions, is recently used in axiomatical electrodynamics [9].

The *potential energy* is given by

$$W = \frac{1}{2 \cdot 4!} (C \rfloor E \otimes E) = \frac{1}{2} C^{ijkl} E_{ij} E_{kl}, \quad (2.9)$$

where the elasticity tensor [20], which describes the elastic properties of the material under consideration, is defined as

$$C = C^{ijkl} \partial_i \otimes \partial_j \otimes \partial_k \otimes \partial_l, \quad (2.10)$$

and so it has the symmetries

$$C^{ijkl} = C^{jikl} = C^{ijlk} = C^{klij}. \quad (2.11)$$

For the simple case of isotropic materials, the tensor of elasticity reduces to the two Lamé moduli λ and μ (μ is the shear modulus)

$$C^{ijkl} = \lambda \delta^{ij} \delta^{kl} + \mu (\delta^{ik} \delta^{jl} + \delta^{il} \delta^{jk}). \quad (2.12)$$

The *elastic force stress* is defined in (classical) elasticity theory as the elastic response quantity pertaining to the distortion

$$\Sigma_a := \frac{\delta \mathcal{L}_{\text{strain}}}{\delta \vartheta^a}. \quad (2.13)$$

We speak of force stresses to distinguish them from the so-called moment stress (transmission of moments). In particular, Σ_a is a \mathbb{R}^3 -valued odd (or axial) differential form. Here Σ_a is given by (see also [5,6])

$$\Sigma_a = -\sigma_a^l \eta_l - W \eta_a, \quad (2.14)$$

with $\sigma^{kl} := \partial W / \partial E_{kl} = C^{ijkl} E_{ij}$ and $\sigma_a^l = \sigma^{kl} B_{ak}$ is the first Piola-Kirchhoff stress tensor. The second term in Σ_a is due to the variation of the volume three-form η . In this way, Eq. (2.14) is a kind of Eshelby's elastic stress tensor [21]. The *elastic strain energy density* $\mathcal{E}_{\text{strain}}$ is defined in the framework of field theory as the Hamiltonian

$$\mathcal{E}_{\text{strain}} := -\mathcal{L}_{\text{strain}} = W \eta. \quad (2.15)$$

III. ELASTOPLASTICITY– $T(3)$ -GAUGE THEORY OF DISLOCATIONS

In this section, we discuss the theory of elastoplasticity (see also [22,36]) which originates from the dislocations in an anisotropic or isotropic body. The reason of plasticity are dislocations and the material gives rise to an elastic response. An *elastoplastic deformation* can be described by means of an incompatible distortion

$$\vartheta^a = d\xi^a + \phi^a. \quad (3.1)$$

The distortion or soldering form is now anholonomic due to $d\vartheta^a \neq 0$ and the incompatible part is caused by defects. This means that the presence of dislocations makes the final crystallographic coordinate system anholonomic and the body manifold after an incompatible deformation is not simply connected.

In Ref. [1] we have seen that the even (or polar) one-form ϕ^a in Eq. (3.1) can be interpreted as the translational part of the generalized affine connection in a Weitzenböck space when the linear connection ω^a_b is globally gauged to zero. Such a space carries torsion, but no curvature. Moreover, more physically speaking, we can say that the field ϕ^a is the dislocation gauge potential in a $T(3)$ -dislocation gauge theory which makes the manifold locally translation invariant. The $T(3)$ -gauge transformations for ξ^a and ϕ^a are given by

$$\xi^a \longrightarrow \xi^a + \tau^a \quad (3.2)$$

$$\phi^a \longrightarrow \phi^a - d\tau^a, \quad (3.3)$$

where τ^a are local translations. Consequently, the distortion one-form (3.1) and the elastic energy are locally translation invariant. The coupling in (3.1) between the translational gauge potential ϕ^a and the vector field ξ^a is a kind of a translational covariant derivative acting on ξ^a (see also [13,1]). A translational gauge theory of dislocations is thus a theory which corresponds to the gauge invariance with respect to displacements transformations.

On the other hand, a dislocation is a translational defect which causes the deviation from the euclidity of the crystal, sometimes called the inner geometry. This inner geometry of

a crystal with dislocations can be described as a space with teleparallelism, i.e. a flat space with torsion [24–28]. In this context, a clear physical interpretation of torsion was discovered for the first time. The differential geometric notion of torsion was originally introduced by É. Cartan [29]. In this frame, Cartan had been already found that torsion is related to translations. Additionally, we can identify the vector-valued zero-form ξ^a as Trautman’s *generalized Higgs field* [30]. In contrast to gravity where the physical meaning of ξ^a is not completely clarified (see [13] and the literature given there), we cannot use the “gauge” condition $\xi^a = x^a$ or $d\xi^a = 0$ in our translation gauge theory of dislocations. Consequently, the translational part of the generalized affine connection cannot be identified with the soldering form. In other words, the translational gauge theory of dislocations is a theory where the torsion and the translational part of the generalized affine connection play a physical role.

If we now introduce the elastic displacements $\xi^a = \delta_i^a x^i + u^a$, the elastoplastic nonlinear engineering strain tensor is given with (3.1) by

$$E = \frac{1}{2}(\partial_i u_j + \partial_j u_i + \phi_{ij} + \phi_{ji})dx^i \otimes dx^j + \frac{1}{2}(du^a + \phi^a)^2, \quad (3.4)$$

where the first piece is the linear and the second piece is the pure nonlinear part.

We introduce the well-known quantity of dislocation density as field strength of the elastoplastic theory. The *dislocation density* two-form T^a , in the gauge $\omega_b^a \equiv 0$, is defined as²

$$T^a = d\vartheta^a = d\phi^a = \frac{1}{2}T_{ij}^a dx^i \wedge dx^j. \quad (3.5)$$

Then the field T_{12}^a measures the number of dislocation lines going in 3-direction and having the Burgers vector b^a . The dislocation density is non-vanishing only near the dislocation

²In the framework of $T(3)$ -gauge theory, the dislocation density is identified with the torsion two-form or object of anholonomy in a Weitzenböck space [1]. Hence, the torsion in dislocation theory describes the geometry of the inner space and not of the physical space-time.

core region. One obtains the conventional dislocation density tensor α^a_i from T^a by means of $\alpha^a_i = \frac{1}{2}\epsilon_i^{jk}T^a_{jk}$. In analogy to Maxwell's theory or Yang-Mills theory, T^a is an even (or polar) two-form with values in \mathbb{R}^3 . By taking the exterior derivative one gets the Bianchi identity

$$dT^a = 0. \quad (3.6)$$

Physically, Eq. (3.6) is the well-known conservation law of dislocations (continuity equation of dislocation density), which means that dislocations cannot end inside the body [32,33]. A characteristic quantity which expresses a fundamental property of dislocations is the Burgers vector. The Burgers vector³ is defined by integrating around a closed path γ (Burgers circuit) encircle a dislocation

$$b^a = \oint_{\gamma} \phi^a = \int_S T^a, \quad (3.7)$$

where S is any smooth surface with boundary $\gamma = \partial S$. Thus, the dislocation shows itself by a closure failure (Burgers vector), i.e. a translational misfit. This means that the closed parallelogram of the ideal crystal does not close in the dislocated crystal. For a distribution of dislocations we have to interpret b^a in Eq. (3.7) as the sum of the Burgers vectors of all dislocations which pierce through the surface S (dislocation density flux through the surface S).

If we interpret the dislocation gauge potential ϕ^a as the negative *plastic distortion*, we have the incompatibility equation for elastic distortion

$$d\vartheta^a = -d\phi^a. \quad (3.8)$$

Finally, the *total distortion* $\beta^a_{(T)}$ contains elastic and plastic contributions according to

$$\beta^a_{(T)} = \vartheta^a - \phi^a = d\xi^a. \quad (3.9)$$

³The non-vanishing of the integral (3.7) has topological reasons, see section VI.

Therefore, total distortion is compatible and can be written by means of the mapping function ξ^a .

To complete the field theory of dislocations, we have to define the excitation with respect to the dislocation density. We make the most general Yang-Mills-type ansatz for dislocations

$$\mathcal{L}_{\text{disl}} = -\frac{1}{2} T^a \wedge H_a. \quad (3.10)$$

Here the *moment stress* one-form H_a is defined by (see [1,34–38])

$$H_a := -\frac{\partial \mathcal{L}_{\text{disl}}}{\partial T^a} \quad (3.11)$$

as an odd (or axial) \mathbb{R}^3 -valued form. It is sometimes called couple stress. The moment stress is the *elastoplastic excitation* with respect to T^a . In other words, this means, that where the dislocation density is non zero, also moment stresses are present. Hence, dislocation theory is a couple or moment stress theory (see also [39]). The physical meaning of the couple stress $H_a = H_{ai} dx^i$ is: the components H^l_i describe a twisting moment and the other components a bending moment [40–42].

In order to give concrete expressions for the excitation, we have to specify the *constitutive relation* between field strength T^a and excitation H_a . We choose a linear constitutive law for an anisotropic material as⁴

$$H_a = \frac{1}{2} \star \left(\kappa_{aij}{}^{bkl} T_{bkl} dx^i \wedge dx^j \right), \quad (3.12)$$

where $\kappa_{aij}{}^{bkl}(x)$ are constitutive functions that are characteristic for a crystal with dislocations. These constitutive functions are necessary because the elasticity tensor says nothing about the behaviour in the core of dislocations (plastic region). They have the symmetries

$$\kappa^{aij bkl} = \kappa^{bklaij} = -\kappa^{ajibkl} = -\kappa^{aij bkl}. \quad (3.13)$$

For an isotropic material the most general constitutive law is given as

$$H_a = \star \sum_{I=1}^3 a_I {}^{(I)}T_a. \quad (3.14)$$

⁴Similar constitutive laws between moment stress and dislocation density are given in Refs. [40–42].

Here a_1 , a_2 and a_3 are the material constants for dislocations. We have used the decomposition of the torsion $T^a = {}^{(1)}T^a + {}^{(2)}T^a + {}^{(3)}T^a$ into its $SO(3)$ -irreducible pieces. These three pieces ${}^{(I)}T_a$ are (see also [13])

$${}^{(1)}T^a := T^a - {}^{(2)}T^a - {}^{(3)}T^a \quad (\text{tendor}), \quad (3.15)$$

$${}^{(2)}T^a := \frac{1}{2} \vartheta^a \wedge (e_b \rfloor T^b) \quad (\text{trator}), \quad (3.16)$$

$${}^{(3)}T_a := \frac{1}{3} e_a \rfloor (\vartheta^b \wedge T_b) \quad (\text{axitor}). \quad (3.17)$$

In terms of the numbers of components involved, we have the decomposition $9 = 5 \oplus 3 \oplus 1$. The tendor is the torsion corresponding to the Young table $[2, 1]$ minus traces. The trator contains the trace terms of the Young table $[2, 1]$ and the axitor corresponds to the Young table $[1, 1, 1]$ (for group-theoretical notations see, e.g., Refs. [43,44]). In general, the research on constitutive laws require the knowledge about the properties of the material under consideration. A similar dislocation Lagrangian (3.10) with Eq. (3.14) was used by Katanaev and Volovich [45], but without mentioning the notion of moment stress.

The stress two-form of dislocations is defined as

$$h_a := \frac{\partial \mathcal{L}_{\text{disl}}}{\partial \phi^a} = e_a \rfloor \mathcal{L}_{\text{disl}} + (e_a \rfloor T^b) \wedge H_b, \quad (3.18)$$

which is an odd (or axial) vector-valued form. This stress form is called the *Maxwell stress two-form of dislocations*. It explicitly reads

$$h_a = \frac{1}{2} \left[(e_a \rfloor T^b) \wedge H_b - (e_a \rfloor H_b) T^b \right]. \quad (3.19)$$

Obviously, h_a is a kind of interaction stress between dislocations which reflects nonlinearity and universality of interactions of the dislocation theory and is determined by means of dislocation density and moment stress. Thus, h_a describes higher order stresses in the core region. A similar interaction stress of dislocations was obtained in Refs. [46,47]. Let us note that the interaction stress of dislocations is similar to the gauge current in the teleparallel version of gravity.

The definition of the pure *dislocation energy* as the Hamiltonian is given as

$$\mathcal{E}_{\text{disl}} := -\mathcal{L}_{\text{disl}} = \frac{1}{2} T^a \wedge H_a. \quad (3.20)$$

More physically, we can interpret $\mathcal{E}_{\text{disl}}$ as the static dislocation core energy density.

Consequently, the total elastoplastic energy density \mathcal{E} of dislocations in an (an)isotropic body is

$$\mathcal{E} = \mathcal{E}_{\text{disl}} + \mathcal{E}_{\text{strain}}. \quad (3.21)$$

The variation of the total Lagrangian

$$\mathcal{L} = \mathcal{L}_{\text{disl}} + \mathcal{L}_{\text{strain}} \quad (3.22)$$

with respect to ϑ^a or ϕ^a gives the inhomogeneous field equation in the elastoplastic theory of dislocations in an infinite medium (vanishing surface terms)

$$\frac{\delta \mathcal{L}}{\delta \phi^a} \equiv dH_a - h_a = \Sigma_a. \quad (3.23)$$

Eq. (3.23) is the equilibrium equation between the moment and force stresses (continuity equation of moment stress).

Another equilibrium equation can be obtained due to $ddH_a = 0$ (Poincaré lemma) and variation with respect to the distortion ξ^a , respectively,

$$\frac{\delta \mathcal{L}}{\delta \xi^a} \equiv d\Sigma_a + dh_a = 0. \quad (3.24)$$

Eq. (3.24) is the force equilibrium condition if dislocations are present (continuity equation of force stress). Let us note that in the framework of MAG, Eq. (3.23) is the (first) gauge field equation and (3.24) is the matter field equation (see [13]). They are Yang-Mills type field equations of translational gauge theory of dislocations. Because of the nonlinear geometrical character of elastoplasticity, the gauge field itself causes a gauge current h_a , thereby contributing to its own material stress Σ_a .

In order to complete the framework of elastoplastic field theory, we define the elastoplastic forces as field strength \times stress. We introduce the *elastic material force* density by the help of the material stress two-form via

$$f_a^{\text{el}} = (e_a \rfloor T^b) \wedge \Sigma_b. \quad (3.25)$$

This force contains the contributions due to the eigenstress of dislocations (Peach-Koehler force [48]). The pure dislocation force is given by means of the stress two-form of dislocations as

$$f_a^{\text{disl}} = (e_a \rfloor T^b) \wedge h_b. \quad (3.26)$$

This force (3.26) characterizes the interaction between dislocations near the dislocation core.

IV. A STRAIGHT SCREW DISLOCATION IN LINEAR APPROXIMATION

A. Field equations and stress field

For simplicity, we now consider a single screw dislocation in an isotropic medium in linear approximation with respect to the Burgers vector. For a straight screw dislocation the Burgers vector and the dislocation line are parallel. In this case, the problem has *cylindrical* symmetry. We use the displacement field u^a and linearize the field equations. We note that the dislocation self-interaction stress tensor h_a and the second piece of Σ_a are of higher order in the Burgers vector. Thus, we neglect them. The elastoplastic stress tensor in absence of body forces is given in linear approximation for a screw dislocation as

$$\sigma_a = -\mu(\partial_i u_a + \partial_a u_i + \phi_{ai} + \phi_{ia})dx^i, \quad (4.1)$$

where the first terms describe the configuration or background stress and the second pieces the eigenstress of a dislocation. We choose the Burgers vector and the dislocation line in z -direction. It is evident from the cylindrical symmetry that the displacement u^z and the

gauge potential ϕ^z are independent of the coordinate z and that the components u^x , u^y , ϕ^x , and ϕ^y are zero. Under these conditions, the equilibrium condition is given by

$$0 = d\Sigma_z = -\mu(d^*du_z + d^*\phi_z). \quad (4.2)$$

This equilibrium condition is satisfied by the *Coulomb gauge*, $d^*\phi_z = 0$, and the two-dimensional Laplace equation,

$$\Delta u_z = 0, \quad (4.3)$$

where Δ denotes the Laplace-Beltrami operator defined by

$$\Delta \equiv -^*d^*d - d^*d^*. \quad (4.4)$$

The solution of Eq. (4.3) with $\oint du^z = -b^z$ is [31] (see also [32,33])

$$u_z = -\frac{b}{2\pi}\varphi = -\frac{b}{2\pi}\arctan\frac{y}{x}. \quad (4.5)$$

Let us now discuss the field equations for a screw dislocation

$$dH_a = \Sigma_a. \quad (4.6)$$

What would be a good choice for the moment stress H_a ? The simplest choice is $a_1 = a_2 = a_3$ and gives the moment stress as

$$H_a = \frac{1}{2}a_3T_{aij}\epsilon^{ij}_k dx^k. \quad (4.7)$$

This is what Edelen did [7]. For the dislocation density of a screw dislocation T^z_{xy} , the moment stress (4.7) reads

$$H_z = a_3T_{zxy}dz, \quad H_x = 0, \quad H_y = 0. \quad (4.8)$$

Eventually, we obtain the field equations for $a = z$

$$\begin{aligned} \Delta\phi_{zx} &= \tilde{\kappa}^2 \left(\phi_{zx} + \frac{b}{2\pi r^2} y \right), & \tilde{\kappa}^2 &= \frac{\mu}{a_3}, \\ \Delta\phi_{zy} &= \tilde{\kappa}^2 \left(\phi_{zy} - \frac{b}{2\pi r^2} x \right), \end{aligned} \quad (4.9)$$

and for $a = x$ and $a = y$

$$\phi_{zx} = -\frac{b}{2\pi r^2} y, \quad \phi_{zy} = \frac{b}{2\pi r^2} x. \quad (4.10)$$

Obviously, the conditions (4.10) forbid a Bessel function as solution of (4.9) in order to cancel out the singularities. Therefore, (4.10) are the only possible solutions of (4.9). That means that the constitutive law between the torsion and the moment stress is not compatible with the constitutive law between the strain and the force stress in Edelen's gauge theory of dislocations [3,4].

Another choice could be $a_1 = a_2 = 0$ and using the axitor,

$${}^{(3)}T_{aij} = \frac{1}{3} (T_{aij} + T_{ija} + T_{jai}), \quad (4.11)$$

to describe a screw dislocation. Then, the moment stress reduces as

$$H_a = \frac{1}{2} a_3 {}^{(3)}T_{aij} \epsilon^{ij}_k dx^k. \quad (4.12)$$

Using (4.12) the local components of the moment stress are

$$H_z = \frac{a_3}{3} T_{zxy} dz, \quad H_x = \frac{a_3}{3} T_{zxy} dx, \quad H_y = \frac{a_3}{3} T_{zxy} dy. \quad (4.13)$$

By the help of the axitor, the field equations for the dislocation gauge field of a screw dislocation are given as a system of Helmholtz-like equations. We obtain for $a = z$ the equations

$$\Delta \phi_{zx} = 3\tilde{\kappa}^2 \left(\phi_{zx} + \frac{b}{2\pi r^2} y \right), \quad \Delta \phi_{zy} = 3\tilde{\kappa}^2 \left(\phi_{zy} - \frac{b}{2\pi r^2} x \right), \quad (4.14)$$

and for $a = x$ and $a = y$

$$\Delta \phi_{zx} = -3\tilde{\kappa}^2 \left(\phi_{zx} - \frac{b}{2\pi r^2} y \right), \quad \Delta \phi_{zy} = -3\tilde{\kappa}^2 \left(\phi_{zy} + \frac{b}{2\pi r^2} x \right), \quad (4.15)$$

which are not compatible with a symmetric force stress. It follows from Eqs. (4.14) and (4.15) that this choice of moment stress requires an antisymmetric force stress. But this is not what we want to get.

Therefore, a better choice seems to be $a_2 = -a_1$ and $a_3 = -\frac{a_1}{2}$.⁵ Then we use the axitor (4.11), the trator,

$${}^{(2)}T_{aij} = \frac{1}{2} (\delta_{ai} T_{lj}^l + \delta_{aj} T_{il}^l), \quad (4.16)$$

and the tentor,

$${}^{(1)}T_{aij} = T_{aij} - {}^{(2)}T_{aij} - {}^{(3)}T_{aij}, \quad (4.17)$$

in order to describe a screw dislocation in field theoretical way. Consequently, the moment stress is given as

$$H_a = H_{ak} dx^k = \frac{a_1}{4} (T_{aij} - T_{ija} - T_{jai} - 2\delta_{ai} T_{lj}^l - 2\delta_{aj} T_{il}^l) \epsilon^{ij}_k dx^k. \quad (4.18)$$

If we use $T_{ij}^a = \epsilon_{ijk} \alpha^{ak}$ and substituting the torsion, we discover the remarkable relationship between the moment stress tensor H_{ai} and Nye's [49] curvature tensor $\kappa_{ai} = \alpha_{ai} - \frac{1}{2} \delta_{ai} \alpha^k_k$ as

$$H_{ai} = 2a_1 \left(\alpha_{ai} - \frac{1}{2} \delta_{ai} \alpha^k_k \right) \equiv 2a_1 \kappa_{ai} \quad (4.19)$$

Hence, our moment stress tensor H_{ai} is, up to a factor $2a_1$, equal to the Nye's curvature tensor.

Because, in the case of a screw dislocation, the trator gives no contribution, we obtain with (4.18) the local components of the moment stress as

$$H_z = \frac{a_1}{2} T_{zxy} dz, \quad H_x = -\frac{a_1}{2} T_{zxy} dx, \quad H_y = -\frac{a_1}{2} T_{zxy} dy. \quad (4.20)$$

Eventually, the field equations for the dislocation gauge field of a screw dislocation are given as a system of *Helmholtz-like equations*. We obtain for $a = z$ and $a = x$ the equation

$$\Delta \phi_{zx} = \kappa^2 \left(\phi_{zx} + \frac{b}{2\pi r^2} y \right), \quad \kappa^2 = \frac{2\mu}{a_1}, \quad (4.21)$$

⁵This choice of parameters is called the "Einstein choice" and can be obtained from the condition that the gauge Lagrangian $\mathcal{L}_{\text{disl}}$ has to be invariant under local $SO(3)$ -transformations in order to obtain the teleparallel version of the Hilbert-Einstein Lagrangian in three dimensions [45].

and for $a = z$ and $a = y$

$$\Delta\phi_{zy} = \kappa^2 \left(\phi_{zy} - \frac{b}{2\pi r^2} x \right), \quad (4.22)$$

where the background stresses are the *driving source* for the gauge field. Thus, the “Einstein choice” for the moment stress is compatible with a symmetric force stress. We look now for a cylindrically symmetric string-like solution of a screw dislocation. One finds the solution for the gauge field

$$\phi_{zx} = -\frac{y}{r^2} \left(\frac{b}{2\pi} + C_1 r K_1(\kappa r) \right), \quad \phi_{zy} = \frac{x}{r^2} \left(\frac{b}{2\pi} + C_1 r K_1(\kappa r) \right), \quad (4.23)$$

where K_1 is the modified Bessel function of the second kind of order one. This solution is similar to the potential of a vortex (Abrikosov-Nielsen-Olesen string) for a constant Higgs field [15,16]. The constant of integration C_1 is determined from the condition that the gauge potentials ϕ_{zx} and ϕ_{zy} vanish at $r = 0$ ($\kappa r \ll 1$ with $C_1 K_1(\kappa r) \approx C_1 \frac{1}{\kappa r}$) as

$$C_1 = -\frac{b\kappa}{2\pi}. \quad (4.24)$$

With (4.24) we obtain for the gauge potential of a screw dislocation

$$\phi^z = \frac{b}{2\pi r^2} (1 - \kappa r K_1(\kappa r)) (x dy - y dx). \quad (4.25)$$

The gauge potential one-form can be expressed in cylindrical coordinates as

$$\phi^z = \frac{b}{2\pi} (1 - \kappa r K_1(\kappa r)) d\varphi. \quad (4.26)$$

The deformation (4.26) around the screw dislocation is a pure shear. Obviously, this deformation is a sum of a compatible and an incompatible distortion. The first piece of (4.26) is equal to the compatible background distortion with opposite sign. In far field approximation ($\kappa r \gg 1$) the gauge field is given as

$$\phi^z \approx \frac{b}{2\pi} \left(\frac{1}{r} - \sqrt{\frac{\pi\kappa}{2r}} e^{-\kappa r} \right) r d\varphi. \quad (4.27)$$

That means that the gauge potential $\phi^z = -du^z$ is a pure gauge far from the core $r \rightarrow \infty$ (region, where $T^z = 0$). Hence the elastoplastic deformation is compatible away from the core

$$\oint_{\gamma} (\phi^z + du^z) = 0. \quad (4.28)$$

The *effective* Burgers vector is given by means of the dislocation potential by

$$b^z(r) = \oint_{\gamma} \phi^z = b(1 - \kappa r K_1(\kappa r)). \quad (4.29)$$

This effective Burgers vector $b^z(r)$ differs from the constant Burgers vector b in the region from $r = 0$ up to $r = 6/\kappa$ ($\{1 - \kappa r K_1(\kappa r)\}|_{\kappa r=6} = 0.992$) because the gauge field is modified due to the moment stress in the core region (see Fig. 1).

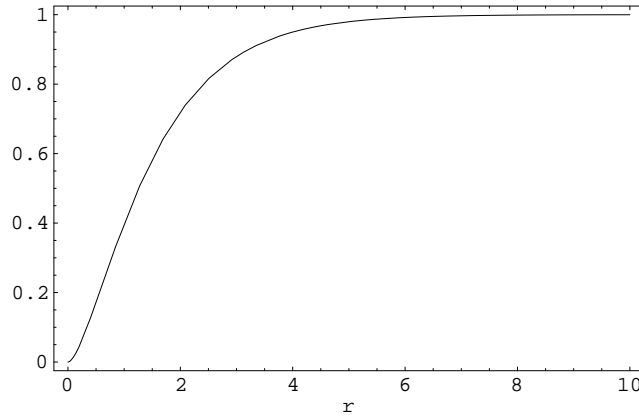


FIG. 1. Effective Burgers vector $b^z(r)/b$ with respect to ϕ^z_{φ} for $\kappa = 1$.

Let us now rewrite the gauge potential of a screw dislocation (4.26) as follows

$$\begin{aligned} \phi^z &= \frac{b}{2\pi} \left(d\{(1 - \kappa r K_1(\kappa r))\varphi\} - \varphi \kappa^2 r K_0(\kappa r) dr \right) \\ &\equiv d\hat{u}^z + \hat{\phi}^z. \end{aligned} \quad (4.30)$$

We can interpret the field

$$\hat{\phi}^z = -\frac{b}{2\pi} \varphi \kappa^2 r K_0(\kappa r) dr \quad (4.31)$$

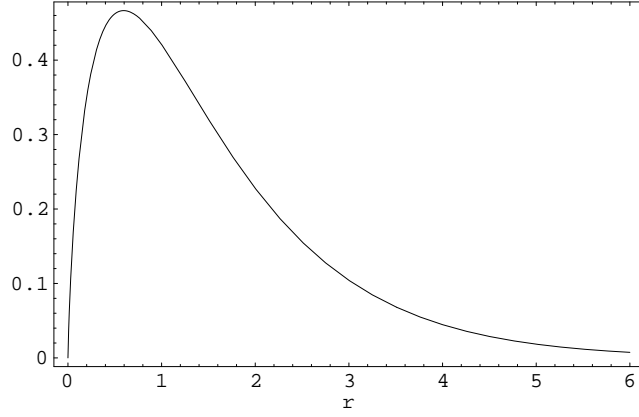


FIG. 2. Incompatible dislocation gauge potential $|\hat{\phi}^z|(2\pi/b\kappa^2\varphi)$ for $\kappa = 1$.

as the actual incompatible part of the gauge potential because of $d\hat{\phi}^z \neq 0$. This gauge potential vanishes at $r = 0$ and $r \rightarrow \infty$. It has an extremum at about $r \simeq 0.60\kappa^{-1}$ with $|\hat{\phi}_{\max}^z| \simeq 0.466\frac{b}{2\pi}\kappa$ (see Fig. 2). The compatible part of Eq. (4.30),

$$\hat{u}^z = \frac{b}{2\pi}(1 - \kappa r K_1(\kappa r))\varphi, \quad (4.32)$$

is a modified displacement field (see Fig. 3). This \hat{u}^z is multivalued. The asymptotic form of

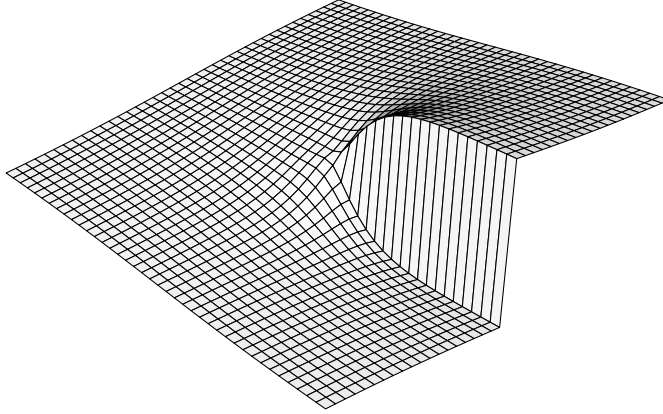


FIG. 3. Global mapping function \hat{u}^z .

\hat{u}^z is the classical displacement function $u^z = b\varphi/2\pi$ and it vanishes at $r = 0$. Moreover, we observe that the classical displacement function is only a kind of *phase only* approximation and is not valid in the dislocation core analogous to the Higgs field in superconductors or in string theory. Obviously, the displacement field \hat{u}^z plays the role of a *Higgs field* in the gauge theory of dislocations. From this point of view, we can identify the length $r \simeq 6/\kappa$ as

a *coherence length* of dislocation gauge theory which is the length over which the Burgers vector rises from zero to constant or the distance before the Higgs field reaches its vacuum value (classical displacement function). Outside this coherence length the classical elasticity describes dislocations very well. Thus, the coherence length is the inner cut-off radius of classical elasticity where linear elasticity theory should apply. The local atomic configuration inside the coherence length is fundamentally different from that of the defect-free parts of the crystal. A dislocation is a defect breaking locally the translation invariance. In principle, Eq. (4.30) can be considered as a gauge transformation.

Let us mention that Edelen and Kadić [2,3] imposed the condition $\xi^a = x^a$ (no elastic displacements) in their investigation of dislocation-type solutions. This means that they used the translational part of the affine connection instead of the generalized affine connection. That was the reason why they obtained short-reaching solutions which are unphysical.

After all these considerations, we may identify the mapping function from the defect-free to the distorted configuration by

$$\hat{\xi}^z = z + \frac{b\varphi}{2\pi}(1 - \kappa r K_1(\kappa r)). \quad (4.33)$$

The corresponding anholonomic coframe of the inner geometry is given as

$$\hat{\vartheta}^r = dr, \quad \hat{\vartheta}^\varphi = r d\varphi, \quad \hat{\vartheta}^z \equiv dz + \phi^z = dz + \frac{b}{2\pi}(1 - \kappa r K_1(\kappa r))d\varphi. \quad (4.34)$$

This coframe has a helical structure and no artificial singularity. The corresponding asymptotically coframe agrees with the one of a straight screw dislocation which was used in Seeger and Wesołowski's method of controllable deformations [50] (see also [51]) and with the static part of the coframe given by Gal'tsov and Letelier [52], Tod [53], and Puntigam and Soleng [54] for conical singularities of screw dislocation type. Besides, the application of the asymptotically coframe to geodesics around a screw dislocation [55] should be mentioned.

The dislocation gauge potential ϕ^a should give rise to a phase shift due to the *non-integrable phase factor* $U(\phi^a, \gamma) = \exp[(i/\hbar) \oint_\gamma \phi^a]$, if the loop γ encloses a region with dislocations and therefore to an Aharonov-Bohm effect [56] for dislocations. It could be

observed in a quantum interference measurements by means of scattering experiments of electrons or phonons on dislocations. Recently, Aharonov-Bohm-type interference effects in the scattering process of a particle on a dislocation line have been discussed by Kawamura [57] and by Bausch, Schmitz and Turski [58]. The similar Aharonov-Bohm effect for cosmic strings has been investigated by Anandan [59].

The *eigenstress of a screw dislocation* is given by

$$\sigma_{z\varphi}^{\text{disl}} = \sigma_{\varphi z}^{\text{disl}} = \mu\phi_{z\varphi} = \frac{b\mu}{2\pi r}(1 - \kappa r K_1(\kappa r)). \quad (4.35)$$

This eigenstress of a screw dislocation is modified near the dislocation core (up to $6/\kappa$) and decays like r^{-1} for large r . It does not possess singularity at $r = 0$. The eigenstress has a maximum at $r \simeq 1.1\kappa^{-1}$ (see Fig. 4):

$$\sigma_{z\varphi}^{\text{max}} \simeq 0.399 \frac{\mu b}{2\pi} \kappa. \quad (4.36)$$

Consequently, it is not true that the eigenstress of a screw dislocation decays exponentially

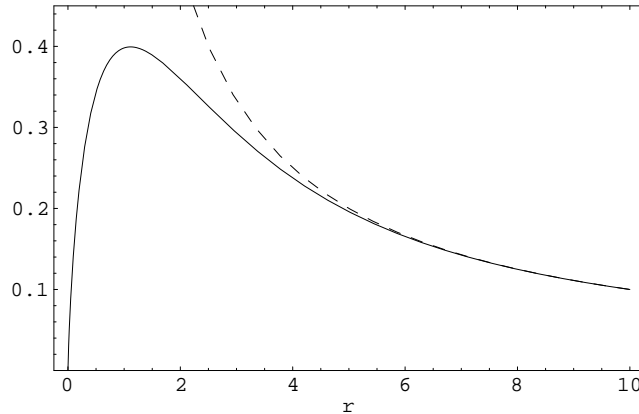


FIG. 4. Eigenstress of a screw dislocation $\sigma_{z\varphi}^{\text{disl}}(2\pi/b\mu)$ for $\kappa = 1$ (solid) and classical $1/r$ -stress (dashed).

with distance r far from the core. The eigenstress is attractive for screw dislocations of opposite sign, and repulsive for dislocations of the same sign. We see that the eigenstress of a screw dislocation is far-reaching and not short-ranged what is sometimes claimed in the literature. Let us mention that the modified stress field (4.35) agrees with the Eringen's stress field [60,61] which is calculated in the framework of *nonlocal elasticity* and Edelen's

stress field of a globally defined screw dislocation [7]. Additionally, it is interesting to note that the stress field (4.35) is the same as the one obtained by Gutkin and Aifantis [62,63] in their version of *gradient elasticity*.

B. Torsion, moment stress, energy and force of screw dislocations

Let us now apply the gauge potential of a screw dislocation in order to calculate the torsion, the moment stress, the elastoplastic energy, and the dislocation core energy. Additionally, we compute the modified Peach-Koehler force between two screw dislocations.

The nonvanishing components of torsion are now calculated by means of the dislocation potential similar to a vortex in cylindrical coordinates

$$T^z = -\frac{b\kappa}{2\pi} \frac{\partial}{\partial r} (rK_1(\kappa r)) dr \wedge d\varphi = \frac{b\kappa^2}{2\pi} rK_0(\kappa r) dr \wedge d\varphi, \quad (4.37)$$

and in Cartesian coordinates as

$$T^z = \frac{b\kappa^2}{2\pi} K_0(\kappa r) dx \wedge dy, \quad (4.38)$$

where K_0 is the modified Bessel function of the second kind of order zero (see Fig. 5). Of course, the torsion T^z fulfills the Bianchi identity $dT^z = 0$. Note that $T^z_{r\varphi} \approx \frac{b\kappa^2}{2\pi} \ln \frac{1}{r}$ for $r \ll \kappa^{-1}$ (near field) and $T^z_{r\varphi} \approx \frac{b\kappa^2}{2\sqrt{2\pi\kappa r}} \exp(-\kappa r)$ for $r \gg \kappa^{-1}$ (far field). Thus the far field of torsion decreases exponentially with r , with the *characteristic length* κ^{-1} . When $\kappa^{-1} \rightarrow 0$ in (4.37) we obtain the Dirac delta function as torsion and dislocation density, respectively, so that the “classical” dislocation density is reverted in this limit. Additionally, we observe that the dislocation density (4.37) agrees with Eringen’s two-dimensional nonlocal modulus which was obtained by matching the phonon dispersion curves [60]. Now, we define the *dislocation core radius* (string extension),

$$R_c := \frac{1}{\kappa} = \sqrt{\frac{a_1}{2\mu}}, \quad (4.39)$$

as the region over which the torsion is appreciably different from zero and the torsional flux is confined within this dislocation core (penetration length). Moreover, the new constant a_1

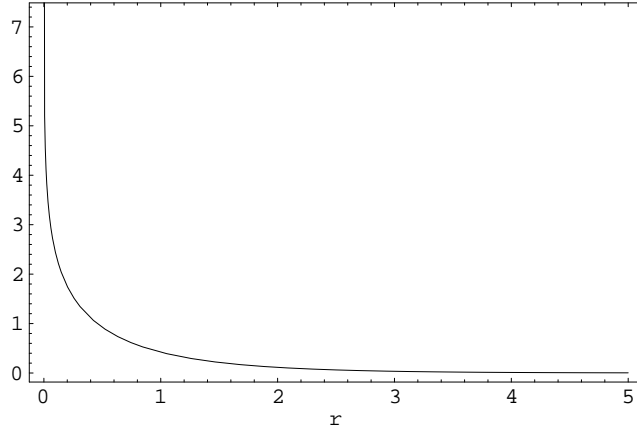


FIG. 5. Dislocation density $T_{r\varphi}^z(2\pi/b\kappa^2)$ for $\kappa = 1$.

is determined through R_c and κ , respectively. In analogy to the Peiers-Nabarro dislocation theory [64,65], we can interpret the point $r \simeq 1.1R_c$, where the stress has its maximum, as the *width* of the (screw) dislocation. The maximum of stress is in the Peiers-Nabarro model given as $\mu/2\pi$ with $b = a$, where a is the lattice parameter. If we compare our result (4.36) with this maximum of the stress field, it is possible to determine the unknown factor κ as

$$\kappa^{-1} \simeq 0.399a. \quad (4.40)$$

Therefore, by means of (4.40), the typical material constant for a screw dislocation is given by

$$a_1 \simeq 2\mu(0.399a)^2. \quad (4.41)$$

Let us mention that Eringen has already been obtained an analogical result for κ^{-1} in his nonlocal elasticity theory [60,61]. He pointed out that the choice $\kappa^{-1} \simeq 0.399a$ excellently matches with experimental atomic dispersion curves. For this value of κ^{-1} we observe that the Burgers vector and the stress field of a screw dislocation (see Fig. (6)) is modified from $0 \leq r \lesssim 2.5a$. This stress field has its maximum $b\mu/2\pi$ at $r \simeq 0.44a$.

The presence of dislocations gives rise to a localized moment stress. This moment stress one-form is given by the help of the torsion (4.38) and the constitutive laws (3.14), (4.18),

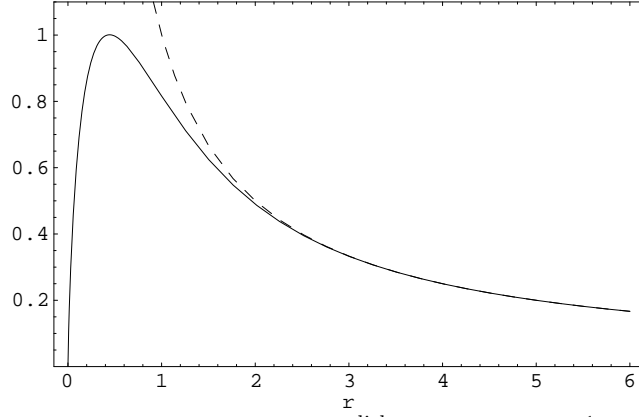


FIG. 6. Eigenstress of a screw dislocation $\sigma_{z\varphi}^{\text{disl}}(2\pi/b\mu)$ for $\kappa^{-1} \simeq 0.4$ (solid) and classical $1/r$ -stress (dashed).

and (4.20) as

$$H_z = \frac{b\mu}{2\pi} K_0(\kappa r) dz, \quad H_x = -\frac{b\mu}{2\pi} K_0(\kappa r) dx, \quad H_y = -\frac{b\mu}{2\pi} K_0(\kappa r) dy. \quad (4.42)$$

These moment stresses mean physically twisting moments in the dislocation core region.

The *dislocation core energy* per unit length is

$$\begin{aligned} E_{\text{disl}} &= \pi \int_0^\infty dr r T^z \wedge H_z \\ &= \frac{b^2 \kappa^2 \mu}{4\pi} r^2 [K_0(\kappa r)^2 - K_1(\kappa r)^2] \Big|_0^\infty \\ &= \frac{b^2 \mu}{4\pi}, \end{aligned} \quad (4.43)$$

which agrees exactly with the core or misfit energy that is calculated for the screw dislocation in the Peiers-Nabarro model [66]. The *stored strain energy* of a screw dislocation per unit length is given by

$$\begin{aligned} E_{\text{strain}} &= \frac{b^2 \mu}{4\pi} \int_0^R dr r \left(\frac{1}{r} - \kappa K_1(\kappa r) \right)^2 \\ &= \frac{b^2 \mu}{4\pi} \left[\ln(r) + 2K_0(\kappa r) + \frac{\kappa^2 r^2}{2} (K_1(\kappa r)^2 - K_0(\kappa r) K_2(\kappa r)) \right] \Big|_0^R \\ &= \frac{b^2 \mu}{4\pi} \left[\ln \frac{R}{R_c} + \underbrace{\gamma - \ln(2) - \frac{1}{2}}_{-0.6159} \right], \end{aligned} \quad (4.44)$$

where R is the outer cut-off radius and $\gamma \simeq 0.577$. We see that E_{strain} logarithmically diverges as $R \rightarrow \infty$ and that this model removes the singularity at $r = 0$. Thus, the

“classical” elastic energy (see [32,33]) is modified due to a constant factor. Additionally, we have obtained the core radius R_c as an inner cut-off radius in genuine way in our framework. With $R_c \simeq 0.4b$ and Eqs. (4.43) and (4.44) we obtain for the total energy (per unit length) of a screw dislocation as

$$E_{\text{tot}} \simeq \frac{b^2 \mu}{4\pi} \left[\ln \frac{R}{0.4b} + 0.384 \right], \quad (4.45)$$

which is in good agreement with the result of the Peiers-Nabarro model for a screw dislocation.

Due to the fact that the Burgers vector is quantized (see section VI), the core and strain energy of a dislocation is also quantized.

Now we recover the Peach-Koehler force from Eq. (3.25) as

$$\begin{aligned} f_a^{\text{el}} &\equiv -f_a^{\text{PK}} \\ &= -\partial_{[a} \phi^b_{j]} \sigma_b^l \epsilon_{lmn} dx^j \wedge dx^m \wedge dx^n. \end{aligned} \quad (4.46)$$

For straight screw dislocations the Peach-Koehler force is given in the framework of linear dislocation gauge theory as a radial force density

$$f_r^{\text{PK}} = \frac{1}{2} \partial_r (\phi^{z\varphi} \sigma_{z\varphi}^{\text{disl}}) \eta. \quad (4.47)$$

We obtain for the force per unit length acting on one screw dislocation in the stress field due to the other screw dislocation from Eq. (4.44) as

$$\begin{aligned} F_r^{\text{PK}} &= \partial_r E_{\text{strain}} \\ &= \frac{b^2 \mu}{4\pi r} \left(1 - 2\kappa r K_1(\kappa r) + \kappa^2 r^2 K_1(\kappa r)^2 \right). \end{aligned} \quad (4.48)$$

We see that the modified Peach-Koehler force is attractive for screw dislocations of opposite sign, and repulsive for dislocations of the same sign and is far-reaching. This Peach-Koehler force is modified near the dislocation core (up to $3a$ for $\kappa^{-1} \simeq 0.4$) and decays like r^{-1} for large r . It does not possess singularity at $r = 0$. The modified Peach-Koehler force has a maximum at $r \simeq 0.966a$ (see Fig. 7).

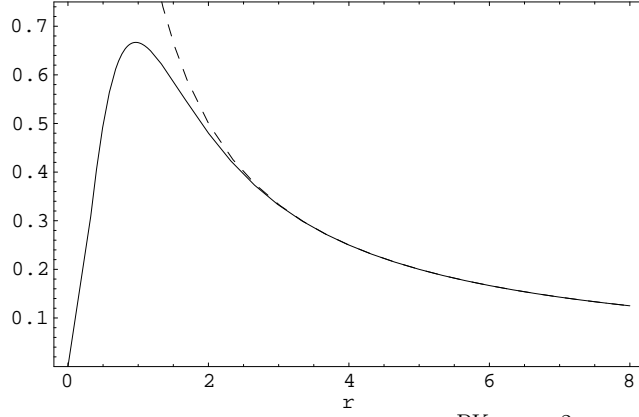


FIG. 7. Peach-Koehler force of screw dislocations $F_r^{\text{PK}}(4\pi/b^2\mu)$ for $\kappa^{-1} \simeq 0.4$ (solid) and classical $1/r$ -force (dashed).

V. DISLOCATION THEORY AS THREE-DIMENSIONAL GRAVITY

In the preceding section, we have described the dislocation theory as a Weitzenböck space (teleparallelism) with nontrivial torsion T^a . An alternative description of dislocation theory is to consider the body manifold as a Riemann space with Christoffel symbols as a connection and nontrivial Riemannian curvature. In the last case the dislocation theory is equivalent to three-dimensional gravity [45]. In this picture, the Cauchy-Green strain tensor is the gravitational field which describes the deformation of the manifold from the undeformed one.

The Levi-Civita connection (Christoffel symbol) $\tilde{\omega}_{ab}$, corresponding to the metric (Cauchy-Green tensor) $G = \delta_{ab} \vartheta^a \otimes \vartheta^b$, can be derived from the contortion tensor τ_{ab} by means of the teleparallel condition:

$$\tilde{\omega}_{ab} - \tau_{ab} = \omega_{ab} \equiv 0 \quad \implies \quad \tilde{\omega}_{ab} = \tau_{ab}. \quad (5.1)$$

Then the Levi-Civita connection is given by

$$\tilde{\omega}_{ab} = \frac{1}{2}(-T_{abi} - T_{bia} + T_{iab})dx^i. \quad (5.2)$$

The corresponding Riemannian curvature two-form reads

$$\tilde{R}_{ab} = \frac{1}{2} \tilde{R}_{abij} dx^i \wedge dx^j = d\tilde{\omega}_{ab} + \tilde{\omega}_{ac} \wedge \tilde{\omega}_b^c. \quad (5.3)$$

Eventually, we get the corresponding field equation by using the three-dimensional Hilbert-Einstein Lagrangian,

$$\mathcal{L}_{\text{HE}} = -\frac{1}{2\ell} \tilde{R}^{ab} \wedge \eta_{ab}, \quad (5.4)$$

instead of the teleparallel Lagrangian $\mathcal{L}_{\text{disl}}$ in the “Einstein choice” of the three parameters ($a_1 = 1$, $a_2 = -1$, $a_3 = -\frac{1}{2}$) as showed in Refs. [1,5,6] by the help of the following remarkable identity (see, e.g, [45])⁶

$$-R^{ab} \wedge \eta_{ab} + \tilde{R}^{ab} \wedge \eta_{ab} - T^a \wedge \star \left({}^{(1)}T_a - {}^{(2)}T_a - \frac{1}{2} {}^{(3)}T_a \right) \equiv 2d(\vartheta^a \wedge \star T_a). \quad (5.5)$$

Consequently, in a Weitzenböck space with vanishing Riemann-Cartan curvature, i.e., $R^{ab} = 0$, the Lagrangian $\mathcal{L}_{\text{disl}}$ is, up to a boundary term, equivalent to the Hilbert-Einstein Lagrangian \mathcal{L}_{HE} in three dimensions⁷. After variation with respect to ϑ^a , one recovers an Einstein-type field equation

$$\tilde{G}_a \equiv \frac{1}{2} \eta_{abc} \tilde{R}^{bc} = \ell \Sigma_a. \quad (5.6)$$

Here ℓ is the coupling constant of “dislocation gravity”.

Let us analyze the Riemannian geometry caused by a screw dislocation by using the torsion (4.38) and the elastoplastic stress tensor. The non vanishing components of the Einstein tensor are

$$\begin{aligned} \tilde{G}_x &= -\frac{b\kappa^3}{4\pi r} K_1(\kappa r) y \, dx \wedge dy, \\ \tilde{G}_y &= \frac{b\kappa^3}{4\pi r} K_1(\kappa r) x \, dx \wedge dy, \\ \tilde{G}_z &= -\frac{b\kappa^3}{4\pi r} K_1(\kappa r) (x \, dx \wedge dz + y \, dy \wedge dz). \end{aligned} \quad (5.7)$$

⁶Note that $a_2 = -2$ in Ref. [1] is unfortunately a misprint.

⁷The gauge theoretical description of dislocation theory based on the Lagrangian \mathcal{L}_{HE} in combination with an elastic Lagrangian was proposed by Malyshev [5,6] and is equivalent to the teleparallel formulation in this paper.

The source of the Einstein tensor is the following stress tensor,

$$\begin{aligned}\Sigma_x &= -\frac{b\mu\kappa}{2\pi r} K_1(\kappa r) y \, dx \wedge dy, \\ \Sigma_y &= \frac{b\mu\kappa}{2\pi r} K_1(\kappa r) x \, dx \wedge dy, \\ \Sigma_z &= -\frac{b\mu\kappa}{2\pi r} K_1(\kappa r) (x \, dx \wedge dz + y \, dy \wedge dz),\end{aligned}\tag{5.8}$$

which is the eigenstress of a screw dislocation without the displacement field (Higgs field) u^z . We see that the field u^z gives no contribution to the Einstein tensor (5.7) and to the stress tensor (5.8). All this looks like general relativity where we are internal observers. One may imagine that an external observer is able to deform our universe from outside, but this deformation would be compatible and therefore not felt by us as internal observers [67]. Is, perhaps, this observation a hint why we may use the Cartan or affine connection instead of the generalized affine connection in gravity? However, the “Higgs field” u^a should play a physical role in gravity, too, e.g. as a nontrivial vacuum.

Obviously, the dislocation acts as the source of an incompatible “gravitational” distortion field and is its own source. Additionally, we can say that a screw dislocation is a topological string with cylindrical symmetry in three-dimensional gravity. Perhaps dislocations in crystals provide a better experimental field for testing gravity models with cosmic strings (see also [68]).

Now we determine the “gravitational” constant ℓ for a screw dislocation. After substituting of (5.7) and (5.8) in (5.6), we observe

$$\ell = \frac{1}{a_1}.\tag{5.9}$$

We are discussing the material tungsten (W) because it is nearly isotropic. With the lattice constant, $a = 3.16 \times 10^{-10} \text{ m}$, and the shear modulus, $\mu = 1.61 \times 10^{11} \text{ N m}^{-2}$, we obtain with (4.41)

$$\ell \simeq 1.95 \times 10^8 \text{ N}^{-1}.\tag{5.10}$$

Remarkable, the “gravitational” constant in dislocation theory is much bigger than the Einstein gravitational constant $\ell_E = 2.08 \times 10^{-43} \text{ N}^{-1}$. But this is not surprising because the

Planck length, $a_{\text{Pl}} = 1.62 \times 10^{-35} \text{ m}$, is much smaller than the lattice constant of the crystal. Because the coupling constant is quadratic in the specific length, the difference between the gravitational constant in dislocation theory and Einstein gravity should be a factor 10^{50} – and this is what we get [69].

From the quantum mechanical point of view, a crystal has a lattice structure. We are able to measure the lattice constants by means of X-ray diffraction or transmission electron microscopy and we observe that a crystal is not a continuum. Nevertheless if the energy of the particles is so small that the lattice structure cannot be resolved, then the differential geometric specification provides an effective description of the *continuized* crystal (see also [70]). A continuized crystal is the result of a limiting process in which the lattice parameter more and more reduced such that the mass density and the crystallographic directions remain unchanged [71]. Therefore, the dislocation theory as three dimensional gravity by means of Einstein field equations is a low energy description like Einstein theory of gravity. But in gravity we have not a “microscope” in order to observe the typical length and the lattice parameter, respectively.

VI. SOME TOPOLOGICAL REMARKS ABOUT DISLOCATIONS IN CRYSTALS

Let us now discuss some topological properties of dislocations in crystals (see [72–74]). Due to the Burgers circuit (3.7), a dislocation is a topological line defect and the body manifold \mathcal{M}^3 is not simply connected (that is, if \mathcal{M}^3 contains incontractible loops). In general line defects, e.g., dislocation, vortices, and cosmic strings, are described by the first homotopy group π_1 .

The three-dimensional crystal is described by the discrete translations in three dimensions (Bravais lattice vectors). The isotropy group of the crystal is the group of discrete translations \mathbb{Z}^3 . If we identify points differing by a primitive lattice vector, we see that the one-dimensional translation group $T(1)$ is mapped to the group $U(1)$ and the one-dimensional sphere S^1 , respectively. After this periodic boundary condition the corresponding space is

identified with the three-dimensional torus $T^3 \cong T(3)/\mathbb{Z}^3 = S^1 \times S^1 \times S^1$ and the continuous translation group is broken to the discrete translation group: $T(3) \rightarrow \mathbb{Z}^3$. The type of defect depends on the topology of T^3 . The first fundamental group of the three-dimensional torus as the coset space is $\pi_1(T^3) = \mathbb{Z}^3$. Thus, from the topological point of view, the dislocations are characterized by a Bravais lattice vector $\mathbf{b} = u\mathbf{a}_1 + v\mathbf{a}_2 + w\mathbf{a}_3$, called Burgers vector. Here $(\mathbf{a}_1, \mathbf{a}_2, \mathbf{a}_3)$ are the primitive lattice vectors and $(u, v, w) \in \pi_1(T^3)$. Thus the Burgers vector is quantized. Due to the non-vanishing of the first homotopy group $\pi_1(T^3) = \mathbb{Z}^3$, the underlying fibre bundle is topologically non trivial.

We have seen that the dislocations are topological defects similar to vortices, where the magnetic flux is quantized. In general, topological defects are known as topological charges in gauge theories. The topological charge of dislocations is the Burgers vector that is the torsional flux. Hence, a dislocation is a kind of a torsion vortex in crystals. Dislocations have (pseudo) particle-like properties. For example, they may annihilate with their “anti-particles”, i.e., dislocations of opposite Burgers vector. Let us remark, that Seeger [75] has already been considered dislocations as solitons in crystals, namely, as global soliton or kink which is a solution of the Enneper or sine-Gordon equation.

Some topological remarks about static dislocations have been discussed by Gairola [76]. But he has not clarified the nature of the gauge field, which we have identified with the dislocation gauge potential in the framework of translation gauge theory [1].

Dislocations in crystals can be described by means of the Burgers vector and the direction of the dislocation line \mathbf{s} . One usually distinguishes between screw ($\mathbf{b} \parallel \mathbf{s}$) and edge ($\mathbf{b} \perp \mathbf{s}$) dislocations. But from the topological point of view these both types are equivalent.

Additionally, in crystals there are perfect and partial dislocations (see [77]). The Burgers vector of perfect dislocations is a Bravais vector and the partial dislocations has a Burgers vector which is not a Bravais vector. Thus the partial dislocations are, from the topological point of view, not topological stable defects. Moreover, partial dislocations create stacking faults which are surface defects in a crystal. A description of stacking faults as surface-wise composed from so-called elementary point stacking faults is given by Kröner [78].

VII. CONCLUSIONS

We have proposed a static theory of dislocations with moment stress which represents the specific response to dislocation distributions in an anisotropic or isotropic elastoplastic material as a three-dimensional translation gauge theory. We have explicitly been seen that a physical field theory of dislocations has to contain the notion of moment stress. Hence, dislocation theory is a couple or moment stress theory. In this theory of dislocations the force stress vanishes except at the positions of the dislocations, where it gives rise to a localized moment stress. Obviously, the size of this moment stress cannot be calculated from classical elasticity theory. Thus, a field theory of dislocations without moment stress is obsolete.

In our theory we have used the framework of MAG and the analogy between the dislocation theory and the Maxwell's theory. In order to obtain a field theory, we have used the concepts of field strength, excitation, and constitutive law analogical to the electromagnetic field theory. All elastoplastic field quantities can be described by \mathbb{R}^3 -valued exterior differential forms. The elastoplastic field strength is an even (or polar) differential form and the elastoplastic excitation, force stress are odd (or axial) forms. We have shown that the elastoplastic excitation with respect to dislocation density is necessary for a realistic physical dislocations theory. As constitutive relation between dislocation density and moment stress we have discussed linear laws for isotropic and anisotropic materials. For isotropic materials we used the teleparallel Lagrangian, which is equivalent to the Hilbert-Einstein Lagrangian, as dislocation gauge Lagrangian. In this case, the constitutive relation between the dislocation density and the moment stress is compatible with the constitutive law between the strain and the force stress. Moreover, I proved that this moment stress is, up to a constant factor, equal to the Nye's curvature tensor.

Additionally, we have demonstrated how to fit the excitations into the Maxwell type field equations in contrast to Ref. [79] who claimed that there are no analogues to the second pair of Maxwell equations in dislocation theory. A static dislocation theory is analogous to the magnetostatics. Moreover, we have pointed out the analogy between a magnetic (Abrikosov-

Nielsen-Olesen) vortex and a screw dislocation in a crystal. Consequently, a dislocation is a translational vortex or string. A review of the corresponding magnetic and dislocation quantities is given in Table I.

Additionally, we discussed the dislocation theory as a gravity theory in three-dimensions. We pointed out some similarities between dislocations and cosmic strings.

In classical theory of dislocations one usually claims that the dislocation core cannot be described in linear approximation because of the singularity of the stress field at $r = 0$ and that one has to use the nonlinear elasticity near the core. The reason for this assumption is that the classical theory of dislocations does not use a constitutive law between dislocation density as elastoplastic field strength and the moment stress as elastoplastic excitation in field theoretical way. In the elastoplastic field theory, it is possible to describe the core region even in linear approximation very well.

We found in our theory of dislocations with moment stress that the near stress field for a screw dislocation is modified up to $6\kappa^{-1}$ (coherence length) and the far field is in agreement with the classical stress field. Thus the translation gauge theory of dislocations removes the artificial singularity at the core in the classical dislocation theory. An important result is that the coupling constant between dislocation density and moment stress is determined as $a_1 \simeq 2\mu(0.399a)^2$ for a screw dislocation. This means that our gauge theory gives the correct results of the elasticity theory for a screw dislocation and the modification in the core region due to the moment stress is in good accordance with Seeger's assumption that the stress is modified up to $3a$ [80]. Additionally, we obtained that the Burgers vector is also modified in the region from $0 \leq r \lesssim 3a$. Moreover, we calculated the dislocation density, the moment stress and the elastoplastic energy of a screw dislocation. We have showed that the this translational gauge model is useful in determining the width of a screw dislocation and in estimating the core energy of a screw dislocation similar to the Peiers-Nabarro model.

Last but not least, we have seen that the translational gauge theory of dislocations is a field theory where the torsion and the translational part of the generalized affine connection play a physical role.

ACKNOWLEDGMENTS

The author wishes to thank Profs. Friedrich W. Hehl, Luciano Mistura, and Alfred Seeger and Drs. Gerald Wagner and Michael Zaiser for many stimulating and helpful discussions, furthermore to Dr. Cyril Malyshev for correspondence. He would like to express his gratitude to the Max-Planck-Institut für Metallforschung and to the Institut für Theoretische und Angewandte Physik, University of Stuttgart for their support during his stay in Stuttgart.

Additionally, I thank Prof. Ekkehart Kröner for a series of clarifying discussions about dislocation theory. Unfortunately, he passed away on 19 April 2000. The theory of dislocations owes much to Prof. E. Kröner. He will not be forgotten.

REFERENCES

- [1] M. Lazar, Ann. Phys. (Leipzig) **9** (2000) 461.
- [2] D.G.B. Edelen, Int. J. Engng. Sci. **20** (1982) 49.
- [3] A. Kadić and D.G.B. Edelen, *A gauge theory of dislocations and disclinations*, in: *Lecture Notes in Physics*, Vol. 174, Springer, Berlin (1983).
- [4] D.G.B. Edelen and D.C. Lagoudas, *Gauge theory and defects in solids*, in *Mechanics and Physics of Discrete System*, Vol. 1, G.C. Sih, ed., North-Holland, Amsterdam (1988).
- [5] C. Malyshev, *The dislocation stress functions from the double curl $T(3)$ -gauge equation: Linearity and a look beyond*, cond-mat/9901316 (1999).
- [6] C. Malyshev, Ann. Phy. (N.Y.) **286** (2000) 249.
- [7] D.G.B. Edelen, Int. J. Engng. Sci. **34** (1996) 81.
- [8] R.A. Puntigam, C. Lämmerzahl, and F.W. Hehl, Class. Quant. Grav. **14** (1997) 1347.
- [9] Y.N. Obukhov and F.W. Hehl, Phys. Lett. B **458** (1999) 466.
- [10] F.W. Hehl, Y.N. Obukhov, and G.F. Rubilar, Ann. Phys. (Leipzig) **11** (2000) SI-71.
- [11] F.W. Hehl, P. von der Heyde, G.D. Kerlick, and J. Nester, Rev. Mod. Phys. **48** (1976) 393.
- [12] F.W. Hehl, J. Nitsch, and P. von der Heyde, *Gravitation and the Poincaré Gauge field theory with quadratic Lagrangian*, in: *One Hundred Years after the Birth of Albert Einstein* Vol. **1**, Chap. 11, A. Held, ed., Plenum Press, New York (1980) pp. 329-355.
- [13] F.W. Hehl, J.D. McCrea, E.W. Mielke, and Y. Ne’eman, Phys. Rep. **258** (1995) 1.
- [14] F. Gronwald and F.W. Hehl, *On the Gauge Aspects of Gravity*, in: *Proc. of the 14th Course of the School of Cosmology and Gravitation on ‘Quantum Gravity’*, held at Erice, Italy, May 1995, P.G. Bergmann, V. de Sabbata, and H.-J. Treder, eds., World

- Scientific, Singapore (1996) pp. 148-198, gr-qc/9602013.
- [15] A.A. Abrikosov, Zh. Eksp. Teor. Fiz. **32** (1957) 1442 (Sov. Phys. JETP **5** (1957), 1174).
 - [16] H.B. Nielsen and P. Olesen, Nucl. Phys. B **61** (1973) 45.
 - [17] A. Vilenkin, Phys. Rep. **121** (1985) 263.
 - [18] A. Trautman, *Differential geometry for physicists*, Stony Brook Lectures, Bibliopolis, Napoli (1984).
 - [19] T. Frankel, *The Geometry of Physics – An Introduction*, Cambridge University Press, Cambridge (1997).
 - [20] J.E. Marsden and T.J.R. Hughes, *Mathematical foundations of elasticity*, Dover, New York (1994).
 - [21] J.D. Eshelby, Phil. Trans. Roy. Soc. (London) A **244** (1951) 87.
 - [22] E. Kröner, *Continuum theory of defects*, in: *Physics of defects* (Les Houches, Session 35), R. Balian et al., eds., North-Holland, Amsterdam (1981) pp. 215-315.
 - [23] E. Kröner, *Theory of Crystal Defects and Their Impact on Material Behaviour*, in: *Modelling of Defects and Fracture Mechanics*, G. Herrmann, ed., Springer, Wien (1993), pp. 61-117.
 - [24] K. Kondo, *On the geometrical and physical foundations of the theory of yielding*, in *Proceedings of the 2nd Japan National Congress for Applied Mechanics*, Tokyo (1952) pp. 41-47.
 - [25] B.A. Bilby, R. Bullough, and E. Smith, Proc. Roy. Soc. (London) A **231** (1955) 263.
 - [26] B.A. Bilby, L.R.T Gardner, and A.N. Stroh, *Continuous distributions of dislocations and the theory of plasticity*, in: *Extrait des actes du IXe congrès international de mécanique appliquée*, Bruxelles (1957) pp. 35-44.

- [27] E. Kröner and A. Seeger, Arch. Rat. Mech. Anal. **3** (1959) 97.
- [28] E. Kröner, Arch. Rat. Mech. Anal. **4** (1960) 273.
- [29] É. Cartan, *On Manifolds with an Affine Connection and the Theory of General Relativity*, (English translation of the French original of 1922/23), Bibliopolis, Napoli (1986).
- [30] A. Trautman, *On the structure of the Einstein-Cartan equations*, in *Differential Geometry, Symposia Mathematica Vol. 12*, Academic Press, London (1973) pp. 139-162.
- [31] J.M. Burgers, *Some considerations of the field of stress connected with dislocations in a regular crystal lattice*, Proc. Kon. Nederl. Akad. Wetensch. **42** (1939) pp. 293-325.
- [32] A.M. Kosevich, *Crystal Dislocations and the Theory of Elasticity*, in: *Dislocations in Solids Vol. 1*, F.R.N. Nabarro, ed., North-Holland (1979) pp. 33-165.
- [33] L.D. Landau and E.M. Lifschitz, *Elastizitätstheorie, Band 7, Lehrbuch der Theoretischen Physik*, Akademie-Verlag, Berlin (1989).
- [34] A. Trzęsowski and J.J. Ślawianowski, Int. J. Theor. Phys. **29** (1990) 1239.
- [35] A. Trzęsowski, Rep. Math. Phys. **32** (1993) 71.
- [36] E. Kröner, *A variational principle in nonlinear dislocations theory*, in: Proc. 2nd Int. Conf. Nonlin. Mechanics, Chien Wei-zang ed., Peking University Press, Beijing (1993) pp. 59-64.
- [37] E. Kröner, Int. J. Engng. Sci. **33** (1995) 2127.
- [38] E. Kröner, *Dislocation theory as a physical field theory*, in: Continuum Models and Discrete Systems, Proc. 8th Int. Symp., Varna, Bulgaria, K.Z. Markov ed., World Scientific, Singapore (1996) pp. 522-537.
- [39] E. Kröner, *Interrelations between Various Branches of Continuum Mechanics*, in: Mechanics of Generalized Continua, IUTAM Symposium, E. Kröner, ed., Springer, Berlin

- (1968) pp. 330-340.
- [40] E. Kröner, Int. J. Engng. Sci. **1** (1963) 261.
 - [41] F.W. Hehl and E. Kröner, Z. Naturforschg. **20a** (1965) 336.
 - [42] E. Kröner, *Plastizität und Versetzungen*, in: *Mechanik der deformierten Medien* by A. Sommerfeld, Harri Deutsch, Frankfurt/M. (1992) reprint of the 6th ed. (1969) pp. 310-376.
 - [43] M. Hamermesh, *Group theory and its application to physical problems*, Addison-Wesley, London (1962).
 - [44] A.O. Barut and R. Raczka, *Theory of Group Representations and Applications*, PWN – Polish Scientific Publishers, Warszawa (1977).
 - [45] M.O. Katanaev and I.V. Volovich, Ann. Phys. (NY) **216** (1992) 1.
 - [46] G.A. Maugin and C. Trimarco, Acta Mech. **94** (1992) 1.
 - [47] K.C. Le and H. Stumpf, Int. J. Engng. Sci. **34** (1996) 339.
 - [48] M. Peach and J.S. Koehler, Phys. Rev. **80** (1950) 436.
 - [49] J.F. Nye, Acta Met. **1** (1953) 153.
 - [50] Z. Wesołowski and A. Seeger, *On the screw dislocation in finite elasticity*, in: Mechanics of Generalized Continua, IUTAM Symposium, E. Kröner, ed., Springer, Berlin (1968) pp. 295-297.
 - [51] B.K.D. Gairola, *Nonlinear Elastic Problems*, in: *Dislocations in Solids Vol. 1*, F.R.N. Nabarro, ed., North-Holland (1979) pp. 223-342.
 - [52] D.V. Gal'tsov and P.S. Letelier, Phys. Rev. D **47** (1993) 4273.
 - [53] K.P. Tod, Class. Quant. Grav. **11** (1994) 1331.

- [54] R.A. Puntigam and H.H. Soleng, Class. Quant. Grav. **14** (1997) 1129.
- [55] A. de Padua, F. Parisio-Filho, and F. Moraes, Phys. Lett. A **238** (1998) 153.
- [56] Y. Aharonov and D. Bohm, Phys. Rev. **115** (1959) 485.
- [57] K. Kawamura, Z. Phys. B **29** (1979) 101.
- [58] R. Bausch, R. Schmitz, and Ł.A. Turski, Phys. Rev. Lett. **80** (1998) 2257; Ann. Phys. (Leipzig) **8** (1999) 181; Phys. Rev. B **59** (1999) 13491.
- [59] J. Anandan, Phys. Lett. A **195** (1994) 284.
- [60] A.C. Eringen, J. Appl. Phys. **54** (1983) 4703.
- [61] A.C. Eringen, *On screw dislocations and yield*, in: Elasticity, Mathematical Methods and Applications, G.G. Eason and R.W. Odgen, eds., Ellis Harwood, Chichester (1990) pp. 87-99.
- [62] M.Yu. Gutkin and E.C. Aifantis, Scripta Mater. **40** (1999) 559.
- [63] M.Yu. Gutkin, Rev. Adv. Mater. Sci. **1** (2000) 27.
- [64] R.E. Peiers, Proc. Phys. Soc. (London) **54** (1940) 34.
- [65] F.R.N. Nabarro, Proc. Phys. Soc. (London) **59** (1947) 256.
- [66] J.P. Hirth and J. Lothe, *Theory of Dislocations*, McGraw Hill, New York (1968).
- [67] E. Kröner, J. Mechan. Behav. Materials **5** (1994) 233.
- [68] M.O. Katanaev and I.V. Volovich, Ann. Phys. (NY) **271** (1999) 203.
- [69] F.W. Hehl, personal communication (2000).
- [70] J. Fröhlich and U.M. Studer, Rev. Mod. Phys. **65** (1993) 733.
- [71] E. Kröner, Z. Ang. Math. Mech. **66** (1986) T 284.

- [72] D. Rogula, *Large Deformation of crystals, Homotopy, and Defect*, in: *Trends in Applications of Pure Mathematics to Mechanics*, G. Fichera, ed., London: Pitman (1976) pp. 311-331.
- [73] N.D. Mermin, *Rev. Mod. Phys.* **51** (1979) 591.
- [74] H.-R. Trebin, *Adv. Phys.* **31** (1982) 195.
- [75] A. Seeger, *Solitons in Crystals*, in: *Continuum Models of Discrete Systems*, E. Kröner and K.-H. Anthony, eds., University of Waterloo Press, Waterloo, Ontario (1980) pp. 253-327.
- [76] B.K.D. Gairola, *Gauge theory of dislocations*, in: *Continuum Models and Discrete Systems*, Proc. 7th Int. Symp., Paderborn, Germany, K.-H. Anthony and H.-J. Wagner, eds., Trans. Techn. Publ., Aedermannsdorf (CH) (1993) pp. 579-590.
- [77] A. Seeger, *Theorie der Gitterfehlstellen*, in: *Handbuch der Physik VII/1*, S. Flügge, ed., Springer, Berlin (1955) pp. 383-665.
- [78] E. Kröner, *Int. J. Theor. Phys.* **29** (1990) 1219.
- [79] A.A. Golebiewska-Lasota, *Int. J. Engng. Sci.* **17** (1979) 329.
- [80] A. Seeger, personal communication (2000).

TABLE I. The correspondence between a magnetic vortex and a screw dislocation

B - magnetic field strength	T^a - dislocation density
H - magnetic excitation	H_a - moment stress
A - magnetic potential	ϕ^a - dislocation potential
f - Higgs field	ξ^a - compatible deformation
$B = dA, \quad A = \hat{A} + df$	$T^a = d\phi^a, \quad \phi^a = \hat{\phi}^a + d\xi^a$
Coulomb gauge:	Coulomb gauge:
$d^*A = 0$	$d^*\phi^a = 0$
magnetic flux: (n -winding number)	Burgers vector:
$\Phi = 2\pi n/q, \quad q = e/(\hbar c)$	b^a must be a lattice vector
$\oint_\gamma A = \Phi$	$\oint_\gamma \phi^a = b^a$
j - electric current	$\Sigma_a^T = \Sigma_a + h_a$ - force stress
gauge potential of a magnetic string: ($n = 1$)	gauge potential of a screw dislocation:
$A = 1/q(1 - qrK_1(qr))d\varphi$	$\phi^z = b/(2\pi)(1 - \kappa rK_1(\kappa r))d\varphi$
field strength of a magnetic string: ($n = 1$)	torsion of a screw dislocation:
$F = q r K_0(qr)dr \wedge d\varphi$	$T^z = b\kappa^2/(2\pi) r K_0(\kappa r)dr \wedge d\varphi$
magnetic field closed:	dislocation density closed:
$dB = 0$	$dT^a = 0$
(static) Oersted-Ampère law:	elastoplastic field equation:
$dH = j$	$dH_a = \Sigma_a^T$
continuity equation :	force stress equilibrium:
$dj = 0$	$d\Sigma_a^T = 0$
constitutive law:	constitutive law:
$H = H(B)$	$H_a = H_a(T^b)$
magnetic energy density:	energy density of dislocations:
$\mathcal{E}_{\text{em}} = \frac{1}{2}B \wedge H$	$\mathcal{E}_{\text{disl}} = \frac{1}{2}T^a \wedge H_a$