

Tunneling decay in a magnetic field

T. Sharpee^(a), M.I. Dykman^{(a)*}, P.M. Platzman^(b)

^(a)*Department of Physics and Astronomy, Michigan State University, East Lansing, Michigan 48824*

^(b)*Bell Laboratories, Lucent Technologies, Murray Hill, New Jersey 07974*

(October 29, 2018)

We provide a semiclassical theory of tunneling decay in a magnetic field and a three-dimensional potential of a general form. Because of broken time-reversal symmetry, the standard WKB technique has to be modified. The decay rate is found from the analysis of the set of the particle Hamiltonian trajectories in complex phase space and time. In a magnetic field, the tunneling particle comes out from the barrier with a finite velocity and behind the boundary of the classically allowed region. The exit location is obtained by matching the decaying and outgoing WKB waves at a caustic in complex configuration space. Different branches of the WKB wave function match on the *switching* surface in real space, where the slope of the wave function sharply changes. The theory is not limited to tunneling from potential wells which are parabolic near the minimum. For parabolic wells, we provide a bounce-type formulation in a magnetic field. The theory is applied to specific models which are relevant to tunneling from correlated two-dimensional electron systems in a magnetic field parallel to the electron layer.

PACS numbers: 03.65.Sq, 03.65.Xp, 73.40.Gk, 73.21.-b

I. INTRODUCTION

Magnetic field can very strongly change the tunneling rate of charged particles. This change, in turn, strongly depends on properties of the system, as in the well-known effect of giant hopping magnetoresistance in solids¹. Therefore tunneling in a magnetic field has been broadly used as a sensitive and revealing probe of electron systems in solids, including quantum Hall systems²⁻⁵, two-layer heterostructures away from the quantum Hall region⁶⁻⁹, and correlated electron layers on the surface of liquid helium^{10,11}.

Correlated two-dimensional (2D) electron systems are currently attracting much interest¹². The possibility to extract information about electron correlations and dynamics through tunneling in a magnetic field is one of the motivations of the present work. The major motivation, however, comes from the fact that tunneling in a magnetic field is an interesting and in many respects unusual theoretical problem, even in the single-particle formulation. Existing results, although often highly nontrivial, are limited to the cases where the potential has either a special form¹³⁻¹⁶ (e.g., linear¹³ or parabolic¹⁵), or a part of the potential or the magnetic field are in some sense weak¹⁷⁻²².

The problem of tunneling has two parts. One is to find the tail of the wave function of the localized intrawell state under the potential barrier $U(\mathbf{r})$ and behind it, and the other is to find the escape probability W . In the magnetic field, W differs exponentially from the probability to reach the boundary of the classically allowed range $U(\mathbf{r}) = E$, where E is the energy of the particle. This is because, as it tunnels, the particle is accelerated by the Lorentz force, and it comes out from the barrier with a finite velocity \mathbf{v} . The standard argument that the exit

point is the turning point $\mathbf{v} = \mathbf{0}$ relies on time-reversal symmetry (see below) and does not apply in the presence of a magnetic field.

A simple potential $U(\mathbf{r})$ and the wave function $\psi(\mathbf{r})$ of the metastable state in this potential are sketched in Figs. 1, 2. The wave function decays away from the potential well. At some point \mathbf{r} , on the background of the decaying tail there emerges a propagating small-amplitude wave packet, which corresponds to the escaped particle. As a result, in a part of the classically allowed region $U(\mathbf{r}) < E$ the function $\psi(\mathbf{r})$ is determined by this wave packet, whereas in the other part of this region ψ is determined by a different branch of the tail of the localized state. The boundary between these areas is sharp, and the slope of the wave function changes on this boundary nearly discontinuously.

An important part of the WKB formulation of the tunneling escape problem in a magnetic field was found^{13(b)} in the analysis of decay for a special model of an atomic system [see Eq. (9) below]. In a general case, both the tail of a metastable state and the outgoing wave packet can be found using the approach briefly outlined in our Letter²³.

In the WKB approximation the wave function is sought in the form

$$\psi(\mathbf{r}) = D(\mathbf{r}) \exp[iS(\mathbf{r})] \quad (\hbar = 1). \quad (1)$$

Here, $S(\mathbf{r})$ is the classical action, and D is the prefactor. In the classically allowed range, (1) describes a wave propagating with a real momentum $\mathbf{p} = \nabla S$. On the other hand, in the classically forbidden range the wave function decays. For the ground intrawell state, the decay of $\psi(\mathbf{r})$ is not accompanied by oscillations in the absence of a magnetic field. Then the action $S(\mathbf{r})$ is purely imaginary under the barrier, and $|\nabla S|$ is the decrement of the

wave function.

Both behind and inside the barrier, the action can be obtained from the Hamilton equations of motion

$$\dot{S} = \mathbf{p} \cdot \dot{\mathbf{r}}, \quad \dot{\mathbf{r}} = \partial H / \partial \mathbf{p}, \quad \dot{\mathbf{p}} = -\partial H / \partial \mathbf{r}, \quad (2)$$

where H is the Hamiltonian of the system,

$$H = \frac{1}{2m} \left[\mathbf{p} + \frac{e}{c} \mathbf{A}(\mathbf{r}) \right]^2 + U(\mathbf{r}), \quad (3)$$

($\mathbf{A}(\mathbf{r})$ is the vector potential of the magnetic field).

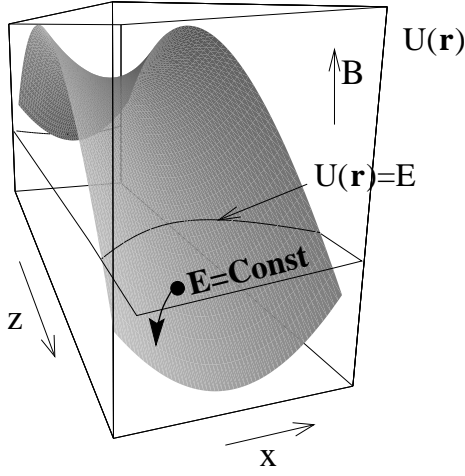


FIG. 1. Tunneling in a two-dimensional potential $U(x, z)$ transverse to a magnetic field B pointing in the y direction. Initially the particle is localized in a metastable state behind the barrier (on the small- z side), with energy E . In contrast to the case $B = 0$, a particle emerges from the barrier with a finite velocity, and therefore the exit point is located away from the line $U(\mathbf{r}) = E$.

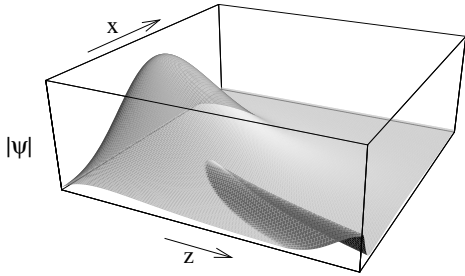


FIG. 2. The absolute value of the tunneling wave function (schematically). The maximum is located inside the potential well, i.e. behind the barrier in Fig. 1. A Gaussian wave packet of nearly constant height describes the escaped particle, which shows up with a finite velocity.

In the standard approach to tunneling decay, which applies for $B = 0$ ^{14,24–27}, one looks for the purely imaginary action S under the barrier. It is calculated by changing to imaginary time and momentum in Eqs. (2), but keeping coordinates real,

$$t \rightarrow -it, \quad \mathbf{p} \rightarrow i\mathbf{p}, \quad \mathbf{r} \rightarrow \mathbf{r}, \quad U(\mathbf{r}) \rightarrow -U(\mathbf{r}). \quad (4)$$

Eqs.(2) then take the form of equations of classical motion in an inverted potential $-U(\mathbf{r})$, with energy $-E \geq -U(\mathbf{r})$. The imaginary-time trajectory goes from the turning point inside the potential well to the turning point on the boundary of the classically allowed region, where it matches the appropriate classical trajectory of the escaped particle behind the barrier, with real $\mathbf{r}, \mathbf{p}, t$. The velocities on the both trajectories at the matching point can coincide only if $\mathbf{v} = \mathbf{0}$.

In the presence of a magnetic field, because of broken time-reversal symmetry, the replacement (4) may not be performed. It would lead to a complex Hamiltonian, which makes no sense and indicates that a more general approach is required. The action $S(\mathbf{r})$ is complex under the barrier for real \mathbf{r} . This complexity has also an important counterpart in the instanton formulation of the problem of tunneling decay in a magnetic field, see below. We note that a complex action arises also in other cases, like barrier penetration for oblique incidence²⁸ and scattering by a complex potential (as in the case of an absorbing medium)²⁹. The method discussed below can be applied to these problems as well.

In this paper we consider a single-particle tunneling decay in a three-dimensional potential of a general form, for arbitrary magnetic fields. We illustrate the approach using a toy model of a correlated 2D electron system. We show that the tunneling exponent $S(\mathbf{r})$ and the escape rate in a magnetic field can be found from dynamical equations (2) by analytically continuing these equations to complex phase space and time. The initial conditions for the trajectories are determined by the analytical continuation of the usually known intrawell wave function. The resulting set of complex trajectories has singularities, caustics, on which there occurs branching of the complex action $S(\mathbf{r})$ and the tails of the decaying and propagating waves are matched. Careful analysis allows us to find the complete semiclassical wave function and reveal the singular features of $\psi(\mathbf{r})$ related to the branching of S .

In Sec. II and Appendix A we provide a simple model which catches basic physics of tunneling from correlated 2D electron layers. In Sec. III we consider the tunneling exponent and formulate the boundary value problem for tunneling trajectories in a magnetic field in complex phase space. In Sec. IV we discuss matching of different semiclassical solutions across the caustic of the set of the tunneling trajectories. We show that a switching surface (one of the anti-Stokes manifolds) starts at the caustic. The wave function has an observable singular feature at this surface, which is a sharp change of the slope of $\ln |\psi(\mathbf{r})|$. In Sec. V we provide explicit results for two simple exactly solvable models of physical interest, which also illustrate general features of tunneling in a magnetic field. In Sec. VI we discuss the path-integral formulation of the problem of tunneling decay in a magnetic field. Sec. VII contains concluding remarks.

II. A MODEL OF THE TUNNELING BARRIER FOR A CORRELATED 2D ELECTRON SYSTEM

One of the most interesting systems where tunneling in a magnetic field has been investigated experimentally is a correlated 2D electron system. Here, electrons are localized in the z -direction in a metastable 1D potential well $U_0(z)$. The intrawell electron motion is quantized in the z -direction, and electrons can tunnel from the well into extended states. Many 2D systems of current interest are strongly correlated: electrons are far away from each other, exchange is weak, and there is at least short-range order in the (x, y) -plane. The tunneling electron can be then identified and “labeled”. Its tunneling motion is accompanied by the motion of other electrons. The many-electron dynamics of a correlated system can be described in terms of in-plane electron vibrations, and the corresponding Hamiltonian is given in Appendix A assuming that the electrons form a Wigner crystal. Here we will make a further simplification and think of an electron as tunneling in a static potential created by all other electrons. As we showed earlier, this is a good approximation for the tunneling problem¹¹.

The static potential from surrounding electrons can be assumed to be parabolic with respect to the in-plane coordinates x, y . If the characteristic width L of the tunneling barrier is less than the interelectron distance, the overall potential is a sum of the parabolic in-plane part and $U_0(z)$,

$$U(\mathbf{r}) = \frac{m\omega_0^2}{2}(x^2 + y^2) + U_0(z). \quad (5)$$

The form of $U_0(z)$ depends on the system. Inside the well U_0 is often singular, like in the case of electrons on helium where U_0 includes the image potential. The potential barrier itself can be close to a square barrier, as in the case of unbiased semiconductor heterostructures, or can be nearly linear, as in the presence of strong enough bias voltage, with

$$U_0(z) = \frac{\gamma^2}{2m} \left(1 - \frac{z}{L}\right) \quad (6)$$

inside the barrier. The potential (6) describes, in particular, the barrier for a correlated 2DES on a helium surface. This system was experimentally investigated in Ref.¹⁰, and showed an unexpected dependence of the tunneling rate on B and electron density that we recently addressed^{11,23}.

III. THE TUNNELING EXPONENT

For a smooth tunneling barrier $U(\mathbf{r})$, the underbarrier wave function $\psi(\mathbf{r})$ (1) can be obtained from the tunneling trajectories (2). The initial conditions for these trajectories are determined by the tail of the intrawell

wave function. They can be obtained even if the potential $U(\mathbf{r})$ is singular within the well, as in the case of an image potential or a stepwise potential in a semiconductor heterostructure.

To obtain the initial conditions for the trajectories (2), we can take a surface Σ close to the well and yet in the range where $U(\mathbf{r})$ is already smooth. The wave function $\psi(\mathbf{r})$ on Σ is presumably known from the solution of the Schrödinger equation inside the well and is semiclassical. Only the exponent of this wave function is needed to find the initial conditions for (2), which take the form

$$\mathbf{r}(0) = \mathbf{r}|_{\Sigma}, \quad \mathbf{p}(0) = -i[\nabla \ln \psi(\mathbf{r})]_{\Sigma}, \quad (7)$$

with the action $S(0) = -i[\ln \psi(\mathbf{r})]_{\Sigma}$. Only the lowest-order terms in \hbar should be kept in the expressions for $\mathbf{p}(0)$, $S(0)$. The final result should be independent of the choice of Σ .

The trajectories (2) with the initial conditions (7) form a *two-parameter* set, in the case of 3D tunneling. The two parameters are the initial coordinates on the surface Σ . We can choose curvilinear coordinates (x_1, x_2, x_3) so that $x_3|_{\Sigma} = 0$, and respectively $x_3(0) = 0$. The trajectories are then parametrized by $x_1(0)$, $x_2(0)$.

To illustrate these arguments we consider the initial conditions for an electron with the potential (5), (6), which tunnels from a 2D layer. Inside the metastable potential well the electron motion separates into a quantized motion in the normal to the layer z -direction and in-plane vibrations. To slightly simplify the analysis, we will neglect the effect of a magnetic field on the intrawell wave function, but not on the tail of $\psi(\mathbf{r})$ deep under the barrier where the effect will have accumulated. This is a good approximation for not too strong fields provided the characteristic intrawell localization length $1/\gamma$ is small compared to the tunneling length L .

It is convenient then to choose the surface Σ as a plane $z = \text{const}$ close to the well, but behind the intrawell turning point. We set $z = x_3 = 0$ on Σ and choose $x_1 = x$, $x_2 = y$. If we set the energy of the out-of-plane motion $E = 0$ and assume that the electron is in the ground intrawell state, we obtain from (5)

$$\begin{aligned} z(0) &= 0, \quad p_z(0) = i\gamma, \quad S(0) = im\omega_0[x^2(0) + y^2(0)]/2, \\ p_x(0) &= im\omega_0 x(0), \quad p_y(0) = im\omega_0 y(0). \end{aligned} \quad (8)$$

To find the trajectory which arrives at a given real \mathbf{r} deep under the barrier, it may be necessary, particularly for $B \neq 0$, to start with a *complex* $\mathbf{r}(0)$. The corresponding values of $\mathbf{p}(0)$ can be found by analytically continuing the intrawell wave function to complex \mathbf{r} . The whole trajectory will then go in complex phase space (including the configurational space) and also in complex time t . The energy of the trajectory is given by the energy of the intrawell state from which the system tunnels. It remains real.

The rate of tunneling decay is determined by $\text{Im } S$ at the point where the particle emerges from the barrier

as a semiclassical wave packet. This wave packet propagates along a *real* classical trajectory $\mathbf{r}_{\text{cl}}(t)$, which is a real-time solution of the Hamiltonian equations (2). The underbarrier trajectory for tunneling escape should coalesce with this classical trajectory. Therefore at some time t it should have both real coordinate and velocity,

$$\text{Im } \mathbf{r}(t) = \text{Im } \mathbf{p}(t) = 0. \quad (9)$$

Eqs. (9) determine the complex starting point of the trajectory for tunneling escape $\mathbf{r}(0)$ [i.e., the complex $x_{1,2}(0)$, since $x_3(0) = 0$] and also the imaginary part of the duration of motion along this trajectory $\text{Im } t$. The real part of t remains undetermined: a change in $\text{Re } t$ in (9) results just in a shift of the particle along the classical trajectory $\mathbf{r}_{\text{cl}}(t)$, see Fig. 3. Such a shift does not change $\text{Im } S$, since $\mathbf{p} = \nabla S$ is real along $\mathbf{r}_{\text{cl}}(t)$. We note that the number of equations (9) is equal to the number of variables $\text{Re } x_{1,2}(0)$, $\text{Im } x_{1,2}(0)$, and $\text{Im } t$ [the value $x_3(0) = 0$ is fixed on Σ], with account taken of energy conservation. The conditions (9) were first given^{13(b)} for a δ -shape potential well and a linear tunneling barrier, but only the condition $\text{Im } \mathbf{r}(t) = 0$ was used.

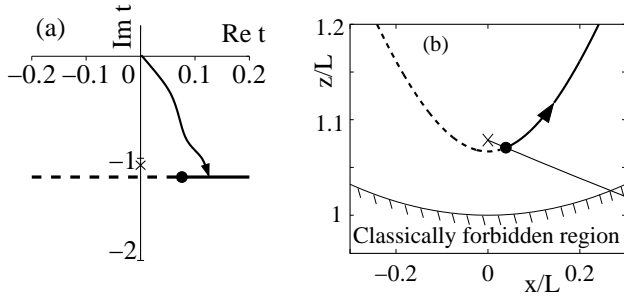


FIG. 3. (a) Complex t plane for integrating the Hamiltonian equations (2) in the escape problem. The line $\text{Im } t = \text{const}$ corresponds to the classical trajectory of the escaped electron, which is shown in (b). Bold solid lines in (a) and (b) indicate the range where the amplitude of the propagating wave exceeds the amplitude of the decaying underbarrier wave function. The escaped particle shows up as a semiclassical wave packet, with a finite velocity, at the point (full circle) where the classical trajectory intersects the switching line [thin solid line in (b)]. The crosses mark the value of t (a) and the position (b) of the caustic where it goes through real space. For the chosen parameter values, the time when the escape trajectory hits the caustic is numerically very close to the position of the cross in (a). The specific data refer to tunneling through the potential barrier (5), (6) transverse to a magnetic field, which points in the y -direction, with $\omega_0\tau_0 = 1.2$ and $\omega_c\tau_0 = 1.2$; time in (a) is in the units of $\tau_0 = 2mL/\gamma$.

In the absence of a magnetic field, we can choose the surface Σ such that the momentum $\mathbf{p}|_\Sigma$ is imaginary for real \mathbf{r} , i.e. the decay of the localized wave function is not accompanied by oscillations [cf. (8)]. The equations of motion (2) can then be solved in purely imaginary time, with real $\mathbf{r}(t)$ and imaginary $\mathbf{p}(t)$. The escape trajectory

ends at the turning point $\mathbf{p} = \mathbf{0}$, even for a multidimensional system²⁷.

The tunneling exponent R is given by the value of $\text{Im } S$ at any point on the trajectory \mathbf{r}_{cl} ,

$$R = 2 \text{Im } S(\mathbf{r}_{\text{cl}}). \quad (10)$$

For a physically meaningful solution, $\text{Im } S$ should have a parabolic minimum at \mathbf{r}_{cl} as a function of the coordinates transverse to the trajectory. The outgoing wave packet will then be Gaussian near the maximum.

From (9), even in the presence of a magnetic field the tunneling exponent can be obtained by solving the equations of motion (2) in imaginary time, with complex \mathbf{r} . However, such solution does **not** give the wave function for real \mathbf{r} between the well and the classical trajectory \mathbf{r}_{cl} . Neither does it tell us **where** the particle shows up on the classical trajectory.

IV. BRANCHING OF THE ACTION AND ITS OBSERVABLE CONSEQUENCES

The complete WKB solution of the tunneling problem can be obtained and the wave function $\psi(\mathbf{r})$ can be found if one takes into account that the action S as given by Eqs. (2) is a multivalued function of \mathbf{r} , even though it is a single-valued function of t and $x_{1,2}(0)$. This means that several trajectories (2) with different t and $x_{1,2}(0)$ can go through one and the same point \mathbf{r} . However, except for the points on the switching surface (see below), only one of the branches of the action $S(\mathbf{r})$ contributes to the wave function $\psi(\mathbf{r})$.

A. Caustics in a magnetic field

In multidimensional systems, branching of the semiclassical action generally occurs on caustics, or envelopes of the Hamiltonian trajectories^{30,31}, see Fig. 4. Caustics are multidimensional counterparts of turning points familiar from the analysis of tunneling in 1D systems³². The prefactor $D(\mathbf{r})$ in the WKB wave function (1) diverges at a caustic. In the case of 1D semiclassical motion along the z -axis we have $D \propto p_z^{-1/2}$, and $D \rightarrow \infty$ at the turning points z_t , which are given by the condition $p_z = 0$. The action is branching at turning points, $S(z) - S(z_t) \propto (z - z_t)^{3/2}$. Its behavior near caustics in a multidimensional system is very similar (see below), with $z - z_t$ corresponding to the distance from the caustic.

Since neighboring Hamiltonian trajectories (2), (7) touch each other on a caustic, the one-to-one correspondence between the coordinates x_1, x_2, x_3 on the trajectory and the parameters $t, x_1(0), x_2(0)$ breaks. Therefore the equation for a caustic has the form

$$J(\mathbf{r}) = 0, \quad J(\mathbf{r}) = \frac{\partial(x_1, x_2, x_3)}{\partial(x_1(0), x_2(0), t)}. \quad (11)$$

The Jacobian $J(\mathbf{r})$ can be related in a standard way to the prefactor $D(\mathbf{r})$, which in turn is determined by the first-order (in \hbar) correction to the action $-iS^{(1)}$, $D(\mathbf{r}) = \exp[S^{(1)}(\mathbf{r})]$. The equation for $S^{(1)}(\mathbf{r})$ can be obtained from the Schrödinger equation by seeking the wave function in the form $\psi = \exp(iS)$, with $S = S^{(0)} - iS^{(1)}$. This gives $2\mathbf{v}\nabla S^{(1)} = -\nabla\mathbf{v}$, where $m\mathbf{v} = \nabla S^{(0)} + (e/c)\mathbf{A}$. The vector \mathbf{v} gives the velocity on the Hamiltonian trajectory (2). Taking into account that $\mathbf{v}\nabla S^{(1)}(\mathbf{r}) \equiv dS^{(1)}/dt$ and that $\nabla\mathbf{v} = d\ln J(\mathbf{r})/dt$, where the time derivatives are taken along the trajectory, we obtain

$$D(\mathbf{r}) = \text{const} \times [J(\mathbf{r})]^{-1/2}. \quad (12)$$

It follows from Eqs. (11), (12) that the prefactor D diverges on caustics, and the WKB approximation does not apply there³⁰.

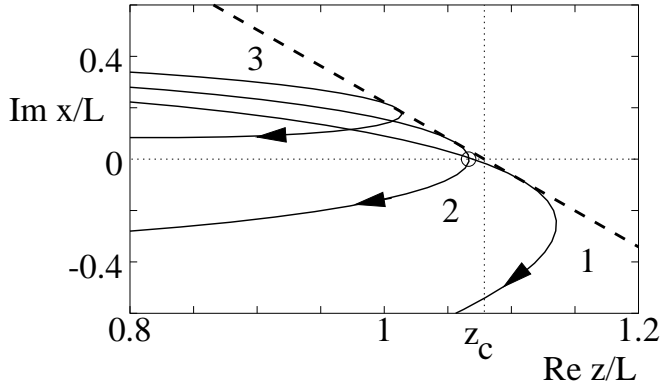


FIG. 4. The set of tunneling trajectories (solid lines) with $\text{Re } x = \text{Im } z = 0$ and the caustic (dashed line) for an effectively 2D tunneling problem. The data refer to the potential (5), (6) and a magnetic field along the y -axis. The parameters are the same as in Fig. 3. The classical trajectory of the escaped electron is the real-time continuation of the trajectory 2 from the point $\text{Im } x = 0$ shown by the open circle. The momentum \mathbf{p} is real at this point, as explained in Sec. V A. Other trajectories do not describe escape, since for them the necessary conditions $\text{Im } \dot{z} = \text{Im } x = 0$ are not satisfied. The caustic goes through real space at the point $z = z_c$, $\text{Im } x = 0$ (the intersection of the dotted lines). The trajectory of the escaped electron does *not* go through this point.

There are both formal and physical distinctions between caustics for tunneling trajectories with and without a magnetic field. For $B \neq 0$, the trajectories are complex, and Eq. (11) specifies a complex surface. This surface intersects the real 3D space along a line. In contrast, for $B = 0$, because of time-reversal symmetry, tunneling trajectories lie in real configuration space. In this symmetric case Eq. (11) specifies a surface²⁷ rather than a line in the 3D space. As we show below, this distinction leads to observable consequences.

B. Local analysis near caustics

The analysis of the wave function and branching of the action $S(\mathbf{r})$ at complex caustics in the magnetic field is similar to that for caustics in real space, including turning points in the 1D case³⁰. Near a caustic, it is convenient to change to the variables x' , y' , and z' which are locally parallel and perpendicular to the caustic surface, respectively (we set $z' = 0$ on the caustic). Since a caustic is an envelope of the Hamiltonian trajectories (2), the normal to the caustic component of the velocity is $v_{z'} = 0$ for $z' = 0$. However, for $B \neq 0$ the normal component of the momentum is not equal to zero. Therefore the wave function near a point $\mathbf{r}_{\text{caust}}$ on the caustic can be sought in the form

$$\psi(\mathbf{r}_{\text{caust}} + \mathbf{r}') = e^{i\mathbf{p}_{\text{caust}}\mathbf{r}'}\phi(z'; \mathbf{r}_{\text{caust}}), \quad (13)$$

where $\mathbf{p}_{\text{caust}}$ is the momentum at the point $\mathbf{r}_{\text{caust}}$ (note that $\mathbf{r}_{\text{caust}}$ is a 2D complex vector, $z'_{\text{caust}} \equiv 0$). We assume that the dependence of $\mathbf{p}_{\text{caust}}$ on $\mathbf{r}_{\text{caust}}$ (i.e., along the caustic) is smooth, and the dependence of ϕ on $\mathbf{r}_{\text{caust}}$ is much more smooth than on z' . Generally, $\mathbf{p}_{\text{caust}}$ is complex even where the caustic goes through real space, $\text{Im } \mathbf{r}_{\text{caust}} = 0$. Therefore the classical trajectory of the escaped particle does not go through the caustic, in contrast to the case of zero magnetic field, cf. Fig. 4.

Because $v_{z'} = 0$, the equation for $\phi(z'; \mathbf{r}_{\text{caust}})$, which follows from the 3D Schrödinger equation with a magnetic field, coincides with the 1D Schrödinger equation near a turning point

$$\left[-\frac{1}{2m} \frac{d^2}{dz'^2} + U'_{z'}(\mathbf{r}_{\text{caust}})z' \right] \phi(z'; \mathbf{r}_{\text{caust}}) = 0 \quad (14)$$

[here, $U'_{z'} \equiv \partial U / \partial z'$]. The boundary conditions to this equation are discussed below.

The function ϕ is singled-valued. It is given by a linear combination of the Airy functions³². For comparatively large $|z'|$ (but still close to the caustic) it becomes a linear combination of the functions

$$w_{1,2} = (z')^{-1/4} \exp \left[\mp i\alpha z'^{3/2} \right], \quad (15)$$

with $\alpha \equiv \alpha(\mathbf{r}_{\text{caust}}) = (2/3)[-2mU'_{z'}]^{1/2}$. To make the functions $w_{1,2}$ uniquely defined, we have to make a cut on the complex z' -plane. Our choice of the cut is shown in Fig. 5.

With account taken of Eq. (13), we find that the action near the caustic is

$$S(x', y', z') \approx S(x', y', 0) + (p_{\text{caust}})_{z'} z' + \alpha z'^{3/2}, \quad (16)$$

with an appropriately chosen branch of $z'^{3/2}$.

Another way to understand Eq. (16) is based on the analysis of the set of the Hamiltonian trajectories (2). Because the caustic is an envelope of the trajectories and $v_{z'} = 0$ on the caustic, z' is quadratic in the increments $\delta x_{1,2}(0), \delta t$ of the parameters of the set. Therefore

$\delta x_{1,2}(0), \delta t$ are nonanalytic in z' , as is also the action S . Taking into account cubic terms in $\delta x_{1,2}(0), \delta t$ we obtain (16). The coefficients in S can be expressed in terms of the derivatives of S, \mathbf{r} calculated along the trajectories over $x_{1,2}(0), t$.

C. Choosing the action branches

Eq. (14) describes how the WKB solutions, which correspond to different branches of the action S , connect on the caustic. Of interest for the problem of tunneling escape is the caustic where there are connected the tails of the intrawell wave function and the outgoing wave packet for the escaped particle. From (11), on this caustic there is a point through which there goes the Hamiltonian trajectory (2), (7) for escape, with the initial coordinates $x_{1,2}(0)$ given by the condition (9) of arriving, ultimately, at the classical outgoing trajectory \mathbf{r}_{cl} , cf. Fig. 4.

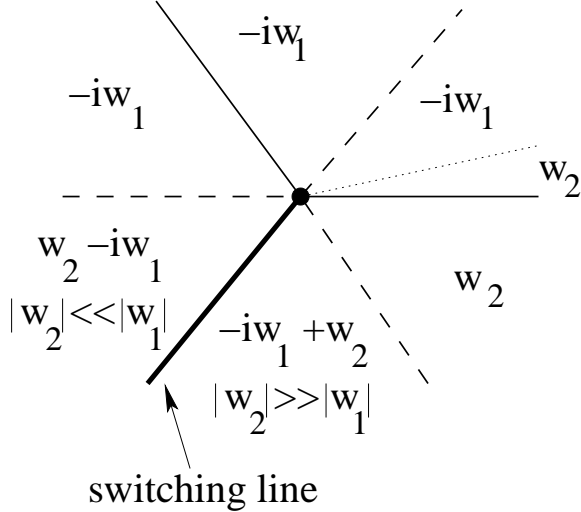


FIG. 5. The function $\phi(z')$ (14) for large $|z'|$ on the complex z' -plane perpendicular to the caustic surface. The dashed lines, $\arg z' = (2n+1)\pi/3$, show the Stokes lines where the ratio of the functions $|w_2/w_1|$ (15) reaches its maximum or minimum. The anti-Stokes lines (solid lines), $\arg z' = 2n\pi/3$, are the lines where $|w_1| = |w_2|$. At these lines the ratio $|w_2/w_1|$ changes from exponentially large to exponentially small with varying $\arg z'$. The coefficients are found from the radiation boundary condition following the Stokes prescription³⁰. The dotted line shows the branch cut.

In general, a caustic can be thought of as a “mirror”, which partly reflects the wave packet. The boundary condition to Eq. (14) for the tunneling escape problem is the “radiation condition”. Very far from the potential well the solution of the full Schrödinger equation is a semiclassical wave packet moving in real space away from the well. Respectively, the wave function far from the well has a form $\psi(\mathbf{r}) \propto \exp[iS(\mathbf{r})]$. This solution has to be continued to the caustic, which means that there is a

range of directions in the complex z' -plane not too close to the caustic ($|\alpha z'^{3/2}| \gg \hbar$) where the wave function is described by only one exponential $\exp[iS(\mathbf{r})]$. Away from this range, the wave function is a combination of two waves. This is again similar to a 1D problem, where behind the turning point z_t the wave function for real z is a propagating wave, whereas before z_t there is a wave with an exponentially decaying amplitude coming from the intrawell state and the wave reflected back to this state.

To connect the tails of the wave functions near the caustic in our problem one can use the explicit solution of Eq. (14) with the radiation boundary condition, as in the 1D case³².

An alternative way to see how the boundary condition works, which also allows us to reveal the specific feature of tunneling in a magnetic field, is to follow the transformation of the wave function ϕ for $|\alpha z'^{3/2}| \gg \hbar$ as the argument of z' varies by 2π . This analysis is based on the notion of the Stokes and anti-Stokes lines^{30,33,34}. We count $\arg z'$ off from $\arg \alpha^{2/3}$. Then, for the choice of the cut in Fig. 5 and with the functions $w_{1,2}$ given by Eq. (15), the Stokes lines are the rays $\arg z' = (2n+1)\pi/3$ with $n = 0, 1, 2$. On the Stokes lines $\text{Re } z'^{3/2} = 0$ and the ratio $|w_2/w_1|$ is extremal (maximal or minimal). The anti-Stokes lines are the rays $\arg z' = 2n\pi/3$ with $n = 0, 1, 2$, where $|w_2/w_1| = 1$.

From the radiation boundary condition, there is a range Δ of $\arg z'$ where $\phi(z')$ is given by only one of the functions $w_{1,2}(z')$, not by a superposition of w_1 and w_2 . This condition is physically meaningful provided the corresponding w_i is exponentially *small* compared to w_{3-i} in a part of the range Δ . [Otherwise the condition $\phi(z') = \text{const} \times w_i$ is not a limitation, in the WKB approximation.] It follows from the analysis below that Δ includes one of the rays $\arg z' = 0$ or π , along which $\phi(z')$ is oscillating as $\exp(i\alpha z'^{3/2})$ or $\exp(-i\alpha z'^{3/2})$.

For concreteness, we will assume that Δ contains the semi-axis $\arg z' = 0$, and that between $\arg z' = 0$ and the cut in Fig. 5 $\phi(z') = C w_2(z') \propto \exp[i|\alpha|z'^{3/2}]$, where C is a constant (it is not incorporated into Fig. 5).

Since the function $\phi(z')$ is single-valued, if we cross the cut in Fig. 5 by incrementing $\arg z'$, $\phi(z')$ becomes equal to $-iC w_1(z')$. It remains exponentially small as $\arg z'$ grows up to $2\pi/3$, including the Stokes line $\arg z' = \pi/3$. Then behind the anti-Stokes line at $\arg z' = 2\pi/3$, the function w_1 becomes exponentially big. It is important that, on the Stokes line $\arg z' = \pi$, one has to take into account the admixture to ϕ of an exponentially small term $\propto w_2(z')$. This can be seen from the explicit solution for ϕ . The need to incorporate this term can also be understood by noticing that, when we increment $\arg z'$ by 2π , we have to recover the original asymptotic form of ϕ . This latter argument explains the coefficient at w_2 in Fig. 5.

On the anti-Stokes line $\arg z' = 4\pi/3$, the values of $|w_1|$ and $|w_2|$ become equal to each other, and $\phi(z')$ is primar-

ily determined by w_2 for larger $\arg z'$. After $\arg z'$ crosses the Stokes line $5\pi/3$, the exponentially small term w_1 in $\phi(z')$ disappears, according to the Stokes prescription³⁰.

The wave function which connects to the outgoing wave on the caustic is that of the metastable state. Since the asymptotic behavior of $\phi(z')$ for large $|z'|$ is given by $w_2(z')$, the asymptotic behavior of the wave function of the metastable state within the range $2\pi/3 < \arg z' < 4\pi/3$ is given by $w_1(z')$. We note that, for the radiation boundary condition, the switching between the wave functions occurs only on one of the anti-Stokes lines.

D. Switching between the branches of the wave function

Switching between the WKB wave functions of the localized state and the outgoing wave packet is an important observable consequence of the analysis in the previous subsection. It is due to branching of the WKB action. The switching manifold starts on the caustic and is given by the condition $\text{Im } S_1(\mathbf{r}) = \text{Im } S_2(\mathbf{r})$, where $S_{1,2}$ are the actions for the corresponding WKB branches. On the opposite sides of the switching manifold one of the WKB wave functions is exponentially bigger than the other.

In the presence of a magnetic field, caustics go through real space along the lines given by the condition $J(\mathbf{r}) = 0$, $\text{Im } \mathbf{r} = 0$, with $\mathbf{r} \equiv \mathbf{r}_{1,2}(0, t)$ being a point on the Hamiltonian trajectory (2), (7). The switching manifold in real space is a surface which starts from the caustic line and goes away from it in one direction. Although the wave function is continuous on this surface, the derivative of its logarithm sharply changes from ∇S_1 to ∇S_2 .

The exit point \mathbf{r} in the configuration space where the escaped particle emerges from under the barrier is determined by the intersection of the classical escape trajectory $\mathbf{r}_{cl}(t)$ and the switching surface. This point can be found from the global analysis of the WKB wave function. It does not lie on the caustic, nor is it given by the condition $\mathbf{p} = 0$ or equivalently, $U(\mathbf{r}) = E$. In a 2D system the caustic pierces real space at a point, and the switching surface becomes a line. An example of the caustic, the switching line, and the exit point for a 2D system is shown in Fig. 3.

In the absence of a magnetic field, as we mentioned before, the caustic for the tunneling trajectories is a surface rather than a line in real configuration space. The switching surface in real space should then coincide with the caustic. The exit point is the turning point $\mathbf{p} = 0$. The whole topology thus differs qualitatively from that for $B \neq 0$.

V. TUNNELING FROM A CORRELATED 2D ELECTRON SYSTEM

We now apply the general approach to tunneling from a correlated 2D electron system transverse to a magnetic

field and illustrate the occurrence of the singularities discussed above. We will use the simple but nontrivial model of the electron system discussed in Sec. II and described by Eqs. (5), (6), and its generalization to the case where the in-plane symmetry is broken. We will assume that the magnetic field is parallel to the electron layer, and choose the y -axes along the field \mathbf{B} .

A. A model with in-plane symmetry

For an electron in the potential (5), (6), classical motion along the $\mathbf{B} \parallel \hat{\mathbf{y}}$ axis is decoupled from the motion in the (x, z) -plane. The WKB tunneling problem then becomes two-dimensional, with complex classical trajectories (2) lying in this plane. The Hamiltonian equations are linear, and we can find the trajectories explicitly. We can also explicitly find the tunneling exponent and analyze²³ its dependence on the two dimensionless parameters $\omega_0\tau_0$ and $\omega_c\tau_0$, where τ_0 is the tunneling time in the absence of the magnetic field, $\tau_0 = 2mL/\gamma$. The expression for the tunneling exponent also follows as a limiting case from the result of the next subsection. Here we will discuss the structure of the WKB action.

The symmetry of the potential $U(x, y, z) = U(\pm x, \pm y, z)$ in (5) gives rise to a specific symmetry of the set of the Hamiltonian trajectories,

$$t \rightarrow -t^*, x \rightarrow -x^*, z \rightarrow z^*, S \rightarrow -S^*, \quad (17)$$

and of the singularities of this set. In particular, the caustic where there are connected the outgoing wave packet and the intrawell wave function goes through real plane (x, z) at a point $x_{\text{caust}} = 0$ on the symmetry axis. The z -coordinate of this point depends on the magnetic field, with $z_{\text{caust}} = L$ for $B = 0$. The form of the action for $z \leq z_{\text{caust}}$ near the caustic in the symmetry plane $x = 0$ is shown in Fig. 6. As seen from the inset, the slope of the action is $\partial \text{Im } S / \partial z > 0$ at z_{caust} , in contrast to the 1D case where the slope is equal to zero at the turning point z_t . We note that the branches 1 and 2 are formed by the trajectories that go through real space at times $-\text{Im } t$ being, respectively, smaller and larger than $-\text{Im } t_{\text{caust}}$ for the same trajectories [t_{caust} is given by Eq. (11)].

Using the explicit form of the trajectories (2) with the initial conditions (8), one can find the complex caustic $z'(x, z) = 0$ near $x = 0, z = z_{\text{caust}}$. It has the form $z - z_{\text{caust}} = iC'x$ with real $C'/B > 0$, cf. Fig. 4. It is seen from Fig. 6 that the singular parts of $\text{Im } S_{1,2}$ behave as $\mp(z_{\text{caust}} - z)^{3/2}$ near the caustic. Therefore we can choose the coordinate z' that gives the distance from the caustic as $z - z_{\text{caust}} - iC'x$. The branching behavior near the caustic is then described by Fig. 5. The range $\pi \leq \arg z' < 2\pi$ corresponds to real z and real positive x .

Close to the caustic, only one branch of the action describes the wave function for negative x and real z (the upper half of the complex- z' plane). For positive

x , we should keep both branches, and depending on x, z , the WKB wave function is given by the branch with the smaller $\text{Im } S$. Near the switching line where $\text{Im } S_1 = \text{Im } S_2$ the total wave function is given by a linear combination of the two WKB solutions.

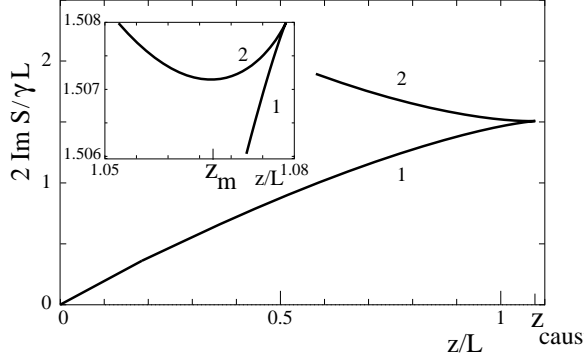


FIG. 6. Two branches of the action on the symmetry axis $x = 0$ as a function of the tunneling coordinate z before the branching point, for the symmetric model (5) and same parameter values as in Fig. 3. The vicinity of the cusp z_{caust} is zoomed in the inset to show that the upper branch is non-monotonic. Its extremum at z_m lies on the classical trajectory of the escaping particle shown in Fig. 3(b). However, the particle emerges from the barrier for $z > z_m$ and $x \neq 0$.

In Fig. 6 for $z \leq z_{\text{caust}}$, the action branch 1 describes the tail of the intrawell wave function, and the branch 2 corresponds to the wave “reflected” from the caustic. The branch 2 is nonmonotonic in z for $x = 0$, with a minimum at $z_m < z_{\text{caust}}$. By symmetry (17), the momentum component p_x is real for $x = 0$, whereas $p_z = 0$ at z_m . Therefore the point $z = z_m, x = 0$ belongs to the classical escape trajectory shown in Fig. 3(b). Again by symmetry, this is also the point where the escape trajectory comes closest to the well at $z = 0$. However, this is not the exit point for the tunneling particle in the configuration space. Indeed, the wave function at this point is determined by the branch 1, because $\text{Im } S_1 < \text{Im } S_2$.

Cross-sections of the action surfaces by planes $z = \text{const}$ are shown in Fig. 7. For $z \leq z_{\text{caust}}$, both branches $\text{Im } S_{1,2}$ are symmetrical in x . However, the branch 2 is nonmonotonic in x for $z > z_m$. It has a local *maximum* at $x = 0$ and two symmetrical *minima*. These minima lie on the classical trajectory shown in Fig. 3(b). For $z = z_m$, the maximum and the minima merge together. We note that at this point $\text{Im } S_2 \propto x^4$ near the minimum.

Behind the caustic in real space, $z > z_{\text{caust}}$, the action $S(x, z)$ on one of the two branches is equal to $-S^*(-x, z)$ on the other branch (cf. Fig. 7). At their minima with respect to x , the values of $\text{Im } S(x, z)$ are independent of z . These minima lie on the escape classical trajectory, as seen from the comparison with $\text{Im } S$ for $z < z_{\text{caust}}$. The branches of the action describe the wave packets incident on the barrier from large z and the emitted wave packet. Only the latter is physically meaningful for the problem

of tunneling escape.

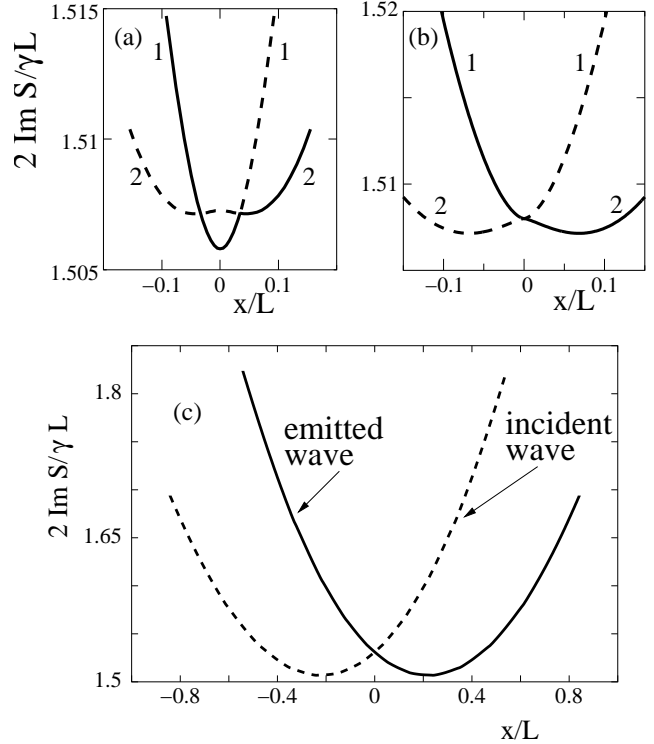


FIG. 7. Cross-sections of the function $\text{Im } S$ by the plane $z = \text{const}$ in the case of tunneling in a symmetric potential (5), for (a) $z_m < z < z_{\text{caust}}$, (b) $z = z_{\text{caust}}$, and (c) $z > z_{\text{caust}}$. The parameter values are the same as in Figs. 3, 6. The solid lines show the branches of $\text{Im } S$ that determine the exponent of the WKB wave function. The minima of the branch 2 lie on the classical trajectory shown in Fig. 3(b).

As discussed above, switching between the action branches occurs for positive x where the branches of $\text{Im } S$ cross each other. The resulting action, which determines the WKB wave function, is shown in Fig. 7 by solid lines. The switching line thus obtained coincides near the caustic with the anti-Stokes switching line discussed in the previous section.

The escaped particle can be observed as a semiclassical object if $\text{Im } S_2(\mathbf{r}_{\text{cl}}) < \text{Im } S_1(\mathbf{r}_{\text{cl}})$. It “shows up” at the point where the classical escape trajectory intersects the switching line, cf. Fig. 3. The exit point is located for $x > 0$ even though the potential (5) is symmetric. This is a consequence of the symmetry-breaking by a magnetic field.

B. A non-symmetric model

The problem considered in the previous section for the quadratic in x, y potential $U(\mathbf{r})$ (5) can be solved differently. The trick is¹⁴ to make a canonical transformation to the new coordinate p_x and the conjugate momentum $-x$. The kinetic energy then becomes

$[m^2\omega_0^2x^2 + p_z^2]/2m$ and is independent of the new coordinates and the magnetic field. The time-reversal symmetry is thus “restored”, and the problem is mapped onto the standard problem of tunneling in the 2D potential $U_0(z) + (p_x + m\omega_c z)^2/2m$.

The general method discussed in this paper is not limited to potentials with these special properties. In this subsection we illustrate how this method works where variables do not separate. To this end, we consider a 2D problem of tunneling transverse to the field $\mathbf{B} \parallel \hat{\mathbf{y}}$ in the potential

$$U(x, z) = \frac{1}{2}m\omega_0^2x^2 + \mu xz + \frac{\gamma^2}{2m} \left(1 - \frac{z}{L}\right) \quad (z > 0), \quad (18)$$

which differs from the potential discussed earlier by the term μxz . In the problem of tunneling from a 2D electron system, this term mimics the dependence of the tunneling potential on the displacements of neighboring electrons, see Appendix A.

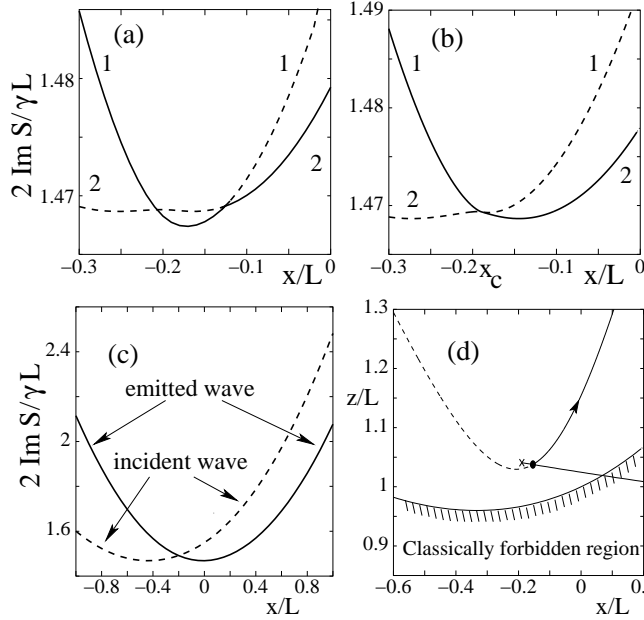


FIG. 8. Cross-sections of $\text{Im } S(x, z)$ by the plane $z = \text{const}$ in the case of tunneling in the asymmetric 2D potential $U(x, z)$ (18), for (a) $z_m < z < z_{\text{caust}}$, (b) $z = z_{\text{caust}}$, and (c) $z > z_{\text{caust}}$. The values of $\omega_c\tau_0$ and $\omega_0\tau_0$ are the same as in Figs. 3, 6, and the dimensionless asymmetry parameter $4\mu mL^2/\gamma^2 = 1/2$. The solid lines show the branches of $\text{Im } S$ that determine the exponent of the WKB wave function. The minima of the branch 2 lie on the classical escape trajectory shown in (d). The cross in (d) marks the branching point of the function $\text{Im } S$ where the caustic goes through real space. The switching line (thin solid line) starts at the branching point.

The term μxz breaks the symmetry of the Hamiltonian trajectories (17). However, the Hamiltonian equations (2) are still linear, and we explicitly solved them. The results for $\text{Im } S$ and the classical escape trajectory

obtained using the initial conditions (8) are shown in Figs. 8, 9. Because of broken symmetry, the branching point of the action in real space, where the caustic of the set of trajectories (2) goes through real plane (x, z) , lies at $x_{\text{caust}} \neq 0$. It is marked by the cross on Fig. 8(d). Its position depends on μ and other parameters of the system. Similarly, the time where the caustic crosses the real space has both real and imaginary part, in contrast to the case $\mu = 0$ where it was purely imaginary, see Fig. 3.

For $\mu \neq 0$, the surfaces $\text{Im } S(x, z)$ become asymmetric. The general structure of the solution, however, remains the same as in the case $\mu = 0$. This can be seen by comparing the cross-sections of the action in Figs. 7 and 8. In both figures, the cross-sections in (a), (b), and (c) refer to the planes $z < z_{\text{caust}}$, $z = z_{\text{caust}}$, and $z > z_{\text{caust}}$, respectively. As in the symmetrical case, the branches 1 and 2 for $\mu \neq 0$ are formed by the trajectories in complex time t , with $-\text{Im } t$ being, respectively, smaller and bigger than $-\text{Im } t_{\text{caust}}$. At the point $x_{\text{caust}}, z_{\text{caust}}$, the branches 1 and 2 touch each other.

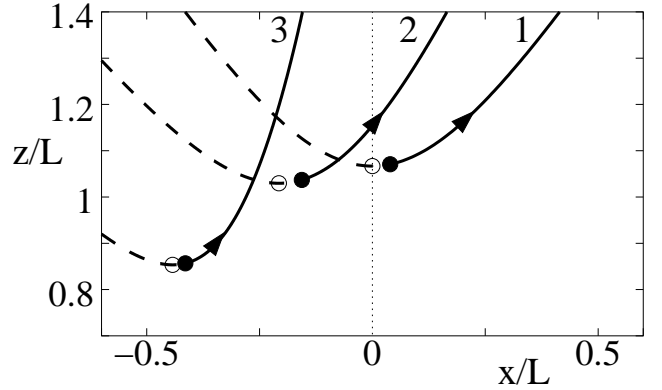


FIG. 9. Escape trajectories for the dimensionless asymmetry parameter $4\mu mL^2/\gamma^2 = 0, 0.5, 1.5$. The filled circles are exit points, and the open circles are the points where the trajectory is most close to the localized state.

For $z < z_{\text{caust}}$ there occurs switching between the branches. It can be analyzed in the same way as for $\mu = 0$. The WKB wave function is determined by the branch in Fig. 8 shown with the solid line. The switching line starts from the branching point $x_{\text{caust}}, z_{\text{caust}}$ and goes in the direction of positive x .

The branch 2 has two minima as a function of x for $z_m < z < z_{\text{caust}}$, which are asymmetric for $\mu \neq 0$. However, their depths, i.e. the minimal values of $\text{Im } S$ on this branch, remain equal to each other and are the same in all cross-sections $z = \text{const}$. These minima lie on the classical trajectory along which the electron escapes. At $z = z_m$ they merge together, and $\text{Im } S$ becomes quartic in x near the minimum. The value z_m shows how close the escape trajectory comes to the localized intrawell state.

The classical trajectory becomes observable in configuration space once it crosses the switching line. The shape of the trajectory and the exit point for several values of the asymmetry parameter μ are shown in Fig. 9. The outgoing wave packet is Gaussian near the maximum (Im S is parabolic near the corresponding minimum).

By solving the Hamiltonian equations (2) for the potential (18), we obtained the following expression for the

tunneling exponent (10),

$$R = 2\gamma L[\tau_{\text{rd}} + \nu_0 \kappa(\tau_{\text{rd}})] \quad (19)$$

Here, τ_{rd} is the imaginary part of the time to reach the classical escape trajectory [see Fig. 3(a)] in the units of that same time for $B = \mu = 0$, which is given by $\tau_0 = 2mL/\gamma$. Along with the function κ in (19), τ_{rd} can be found from the equation

$$\begin{aligned} \kappa(\tau_{\text{rd}}) &\equiv \frac{\nu_0^2(\tau_{\text{rd}} \cos \nu_- \tau_{\text{rd}} - \nu_-^{-1} \sin \nu_- \tau_{\text{rd}}) + \nu_-^2 \cos \nu_- \tau_{\text{rd}} - \nu_- (1 - \nu_0 + \nu_0 \tau_{\text{rd}}) \sin \nu_- \tau_{\text{rd}}}{\tilde{\mu}^2(\nu_0 \cos \nu_- \tau_{\text{rd}} - \nu_- \sin \nu_- \tau_{\text{rd}})} \\ &= \frac{(\nu_0^2 \tau_{\text{rd}} - \nu_+^2) \cosh \nu_+ \tau_{\text{rd}} + \nu_+ (1 - \nu_0 + \nu_0 \tau_{\text{rd}} - \nu_0^2/\nu_+^2) \sinh \nu_+ \tau_{\text{rd}}}{\tilde{\mu}^2(\nu_0 \cosh \nu_+ \tau_{\text{rd}} + \nu_+ \sinh \nu_+ \tau_{\text{rd}})}. \end{aligned} \quad (20)$$

Here, $\tilde{\mu} = \mu\tau_0^2/m$ is the dimensionless asymmetry parameter. The dimensionless frequencies $\nu_0 = \omega_0\tau_0$, $\nu_c = \omega_c\tau_0$, and $\nu = (\nu_c^2 + \nu_0^2)^{1/2}$ characterize the motion under the barrier, $\nu_{\pm}^2 = \pm\nu^2/2 + \sqrt{\nu^4/4 + \tilde{\mu}^2}$.

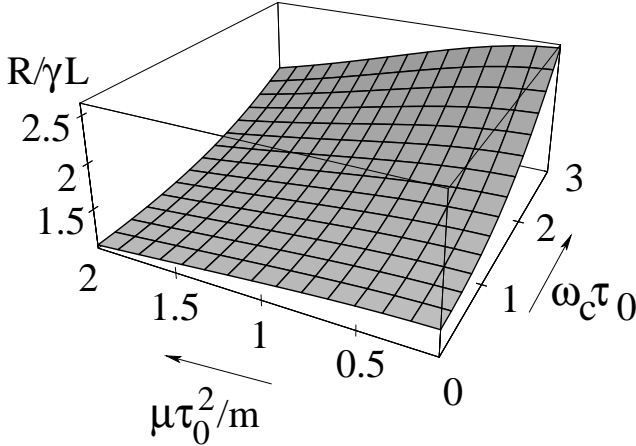


FIG. 10. The tunneling exponent R as a function of the magnetic field and the asymmetry parameter μ in the model (18), for $\omega_0\tau_0 = 1.2$. The function R is even in μ .

The tunneling exponent R depends on the interrelation between the in-plane electron dynamics, which is characterized by the frequency ω_0 , the cyclotron frequency ω_c , the tunneling time τ_0 , and the asymmetry-induced mixing of in-plane and out-of-plane motions $\tilde{\mu}$. The dependence of R on the asymmetry parameter and on the magnetic field is shown in Fig. 10. For $\omega_c = \tilde{\mu} = 0$, we have $\tau_{\text{rd}} = 1$, and $R = 4\gamma L/3$. The exponent R increases with the magnetic field. A qualitative result of the in-plane confinement²³ is that it *eliminates* the localization in the linear potential $U_0(z)$ due to the magnetic barrier^{10,13}, i.e. the divergence of R for $\omega_c\tau_0 > 1$. The effect of the magnetic field on R becomes small for strong confinement, $\omega_0\tau_0 \gg 1$ and $\omega_0 \gg \omega_c$.

The asymmetry results in lowering of the tunneling barrier for $B = 0$ and the corresponding increase of the tunneling rate. This can be qualitatively understood, since a displacement in the x -direction with $\mu x < 0$ increases the effective force in the z -direction which pulls the electron away from the layer. For small asymmetry, $\tilde{\mu} \ll 1$, the correction to R is quadratic in $\tilde{\mu}$. In the limit of a thin and high tunneling barrier for $x = 0$ or soft in-plane vibrations, where $\omega_0\tau_0 \ll 1$, tunneling is most likely to occur in the barrier, which is adiabatically prepared by the in-plane displacement x (the “completely adjusted” barrier³⁵). The expression for R takes a form

$$R = 2\gamma L(3\nu_0/\tilde{\mu}^2)^{1/3} \quad (\omega_0\tau_0 \ll 1), \quad (21)$$

it depends on the in-plane frequency ω_0 and on μ nonanalytically. The role of the asymmetry increases with the magnetic field, as seen from Fig. 10.

In terms of comparison with the currently available experimental data on tunneling from a correlated many-electron system¹⁰, of utmost interest is the situation where the asymmetry is small. The observed dependence of R on B did not show the divergence expected for an unconfined electron. The simple model (5) provides a qualitative explanation of the experiment²³. An excellent quantitative agreement, without adjustable parameters, was achieved by incorporating the curvature of the potential $U_0(z)$ due to electron correlations¹¹.

VI. THE PATH-INTEGRAL FORMULATION IN A MAGNETIC FIELD

In the absence of a magnetic field, the problem of tunneling decay is often considered using the instanton technique^{24,25}. This technique applies if the potential well is parabolic near the minimum and thermalization inside the well occurs much faster than escape from the well (in the case of 2D electron systems, both conditions

are often violated¹¹). Because the Schrödinger equation for metastable states has to be solved with the radiation boundary condition, the energies of these state acquire small imaginary parts, and so does the partition function Z . The escape rate W for finite temperatures is simply related to $\text{Im } Z$,

$$W \approx 2T \text{Im } Z / \text{Re } Z \quad (22)$$

(we have set $k_B = 1$).

The partition function is given by the integral over periodic paths $\mathbf{r}(\tau)$ in imaginary time³⁶,

$$Z = \int_{\mathbf{r}(0)=\mathbf{r}(\beta)} \mathcal{D}\mathbf{r}(\tau) \exp[-S_E[\mathbf{r}(\tau)]], \quad (23)$$

where $\beta = T^{-1}$ and S_E is the Euclidean action (the action in imaginary time). It is real for $B = 0$ and for real trajectories $\mathbf{r}(\tau)$.

The general expressions (22), (23) should also apply in the presence of a magnetic field. However, the Euclidean action for an electron

$$S_E = \int_0^\beta d\tau \left[\frac{m}{2} \left(\frac{d\mathbf{r}}{d\tau} \right)^2 + U(\mathbf{r}) + i \frac{e}{c} \mathbf{A}(\mathbf{r}) \frac{d\mathbf{r}}{d\tau} \right] \quad (24)$$

is now complex. Therefore the standard way^{24,25} of evaluating the escape rate has to be revised, except for special symmetric cases like the one discussed in Sec. V A, where one can change to new variables in which S_E becomes real^{14,16}. Although we will often refer to the action functional of the form (24), much of the results below apply also to a more general retarded Euclidean action, which is of interest for systems coupled to a bath.

In the spirit of the WKB approximation, the path integral (23) will be evaluated by the steepest descent method. The extremal paths $\mathbf{r}(\tau)$ of the functional S_E satisfy the equation

$$m \frac{d^2 \mathbf{r}}{d\tau^2} = \nabla U(\mathbf{r}) + i \frac{e}{c} \left[\frac{d\mathbf{r}}{d\tau} \times \mathbf{B} \right]. \quad (25)$$

The equation of motion (25) has to be solved with the periodic boundary condition $\mathbf{r}(0) = \mathbf{r}(\beta)$. Note that the sign of the potential has been inverted compared to the case of classical motion in real time.

For low temperatures and for the potential $U(\mathbf{r})$, which is parabolic near its intrawell minimum \mathbf{r}_{well} , Eq. (25) has a solution $\mathbf{r}(\tau) = \mathbf{r}_{\text{well}}$, with $S_E = 0$. It gives the real part of the partition function, see below. As in the case $B = 0$, the imaginary part of Z is determined by another solution of (25), which is of the bounce type. This solution, $\mathbf{r}_b(\tau)$, starts near \mathbf{r}_{well} , slides downhill in the inverted potential $-U(\mathbf{r})$, and in time β comes back. For $B = 0$ the corresponding path is a symmetric real trajectory, $\mathbf{r}_b(\tau) = \mathbf{r}_b(\beta - \tau)$, which bounces off the turning point $\dot{\mathbf{r}}_b(\beta/2) = 0$.

For $B \neq 0$, because of broken time-reversal symmetry, the path $\mathbf{r}_b(\tau)$ is complex, and the velocity along this

path does not become equal to zero. The path is not symmetrical in time, because the replacement $\tau \rightarrow -\tau$ changes Eq. (25). However, if we simultaneously change $i \rightarrow -i$, the equation remains unchanged. Therefore the bounce-type path has the symmetry

$$\mathbf{r}_b(\tau) = \mathbf{r}_b^*(\beta - \tau). \quad (26)$$

An immediate and very important consequence of Eq. (26) is that the value of $S_E(\mathbf{r}_b)$ for the bounce-type path is *real*. This value gives the tunneling exponent, see below.

A. The eigenvalue problem

The prefactor in Z can be found by integrating over the tubes of paths around the extremal paths. It can be done by expanding S_E in deviations from the extremal paths to the second order, and then expanding $\mathbf{r}(\tau) - \mathbf{r}_{\text{well}}$ and $\mathbf{r}(\tau) - \mathbf{r}_b(\tau)$ in the eigenfunctions $\psi_n(\tau)$ of the appropriate eigenvalue problem,

$$\begin{aligned} \hat{\mathcal{F}} \psi_n &\equiv \int_0^\beta d\tau' \hat{\mathbf{F}}(\tau, \tau') \psi_n(\tau') = \lambda_n \psi_n(\tau), \\ \hat{\mathcal{F}}_{ij}(\tau, \tau') &= \delta^2 S_E / \delta r_i(\tau) \delta r_j(\tau'). \end{aligned} \quad (27)$$

Here, the derivatives of the action are calculated on the corresponding extremal trajectory \mathbf{r}_{well} and $\mathbf{r}_b(\tau)$, and periodic boundary conditions are assumed. The operator $\hat{\mathcal{F}}$ is simplified for a non-retarded action (24), $\hat{\mathcal{F}}_{ij}(\tau, \tau') = \delta(\tau - \tau') \hat{\mathcal{F}}_{ij}(\tau)$.

For $B = 0$, the operator $\hat{\mathcal{F}}$ is Hermitian, with $\hat{\mathcal{F}}_{ij} = -m \delta_{ij} (d^2/d\tau^2) + \partial^2 U / \partial r_i \partial r_j$, if the action is given by (24). Therefore the functions $\psi_n(\tau)$ form complete and orthogonal sets for each extreme trajectory (25), and the eigenvalues λ_n are real.

For $B \neq 0$, the operator $\hat{\mathcal{F}}$ becomes non-Hermitian. For example, in the case of a uniform magnetic field in (24), $\hat{\mathcal{F}}_{klj}(\tau)$ acquires an extra term $i(e/c) \epsilon_{klj} B_j (d/d\tau)$ (ϵ_{klj} is the Levi-Civita symbol). Therefore some of the eigenvalues λ_n become complex. The eigenvectors ψ_n with different n are orthogonal not to each other, but to the eigenvectors ϕ_n of the Hermitian conjugate operator,

$$\int_0^\beta d\tau' \hat{\mathbf{F}}^\dagger(\tau, \tau') \phi_n(\tau') = \lambda_n^* \phi_n(\tau).$$

Taking into account the symmetry (26) of the extremal trajectories, we find that

$$\hat{\mathbf{F}}^\dagger(\tau, \tau') = \hat{\mathbf{F}}(\beta - \tau, \beta - \tau') = \hat{\mathbf{F}}^*(\tau, \tau'). \quad (28)$$

The energy spectra for several complex Hamiltonians with the symmetry, which is similar to (28) (and was called the \mathcal{PT} -symmetry), were investigated earlier numerically and using the WKB approximation³⁷.

The symmetry (28) has several consequences. First, it shows that $\psi_n(\tau) = \alpha_n \phi_n^*(\tau)$, where α_n is a constant. This means that, with proper normalization, the orthogonality relation becomes

$$\int_0^\beta d\tau \psi_m(\tau) \psi_n(\tau) = \delta_{mn} \quad (29)$$

(here, we assumed that the eigenvalues are nondegenerate; for degenerate eigenvalues, the condition (29) can be satisfied by choosing appropriate linear combinations of the eigenfunctions with same λ_n).

It also follows from Eq. (28) that, if $\psi_n(\tau)$ is an eigenfunction of (27) with an eigenvalue λ_n , then $\psi_n^*(\beta - \tau)$ is also an eigenfunction of the same boundary value problem, but with the eigenvalue λ_n^* . This means that a part of the eigenvalues λ_n in (27) are real, whereas another part are pairs of complex conjugate numbers.

Pairs of complex conjugate eigenvalues are formed in the following way. For $B = 0$, all eigenvalues are real. With increasing B some eigenvalues approach each other, pairwise, while still remaining real. Eventually they merge, and for larger B become complex conjugate, as described in Appendix B. For 1D Schrödinger-type equation with complex Hamiltonians such behavior with the varying control parameter was indeed observed numerically³⁷.

1. Eigenvalues near the potential well

As an illustration, we consider the eigenvalue problem near \mathbf{r}_{well} for the action functional (24). Here, Eq. (27) becomes linear, and the eigenfunctions $\psi_n(\tau)$ can be sought in the form of linear combinations of $\exp(\pm i\omega_n \tau)$, with $\omega_n = 2\pi n/\beta$. The eigenvalues are obtained from the equation

$$\det \left[(m\omega_n^2 - \lambda_n \nu) \delta_{kl} + m\Omega_{kl}^2 - \frac{e}{c} \omega_n \epsilon_{klj} B_j \right] = 0, \quad (30)$$

where $m\Omega_{kl}^2 = [\partial^2 U / \partial r_k \partial r_l]_{\mathbf{r}_{\text{well}}}$, and \mathbf{B} is the magnetic field at \mathbf{r}_{well} . The subscript ν enumerates the eigenvalues λ for a given Matsubara frequency.

If, for example, \mathbf{B} is pointing along a principal axes of the tensor Ω_{kl}^2 (say, the axes 1), then we have $\lambda_{n1}/m = \omega_n^2 + \Omega_1^2$, and

$$m^{-1} \lambda_{n2,3} = \omega_n^2 + \frac{1}{2} (\Omega_2^2 + \Omega_3^2) \pm \frac{1}{2} [(\Omega_2^2 - \Omega_3^2)^2 - 4\omega_c^2 \omega_n^2]^{1/2} \quad (31)$$

where $\Omega_\nu^2 > 0$ are the principal values of the tensor Ω_{kl}^2 . Clearly, the eigenvalues $\lambda_{n2,3}$ are complex conjugate pairs, for large enough $\omega_n^2 \omega_c^2$.

Eq. (31) shows explicitly also how pairs of complex eigenvalues emerge with varying magnetic field as a result of merging of adjacent real eigenvalues, as discussed for the general case in Appendix B.

2. Eigenvalues for the bounce trajectory

A specific feature of the eigenvalue problem (27) for the bounce trajectory $\mathbf{r}_b(\tau)$ at low temperatures is that one of the eigenvalues is $\lambda_1 = 0$. It corresponds to the eigenfunction $\psi_1(\tau) \propto \dot{\mathbf{r}}_b(\tau)$. For $B = 0$, the vector function $\psi_1(\tau) \propto \dot{\mathbf{r}}_b(\tau)$ has one zero for all components. Therefore, as can be shown using standard arguments, it is the eigenfunction of the first excited state of the multicomponent Schrödinger-type equation (27) (except for a nongeneric case where the components of ψ separate). Since the eigenvalue problem (27) is Hermitian for $B = 0$, all eigenvalues λ_n with $n \geq 2$ are positive, and the eigenvalue of the ground state is negative, $\lambda_0 < 0$.²⁴

We are not aware of the oscillation theorem for non-Hermitian problems. However, since $\psi_1(\tau) \propto \dot{\mathbf{r}}_b(\tau)$ is an eigenfunction with zero eigenvalue even for $B \neq 0$, as B increases from zero, the eigenvalue λ_1 does not merge with other real eigenvalues to form a pair of complex conjugate eigenvalues. Therefore, pairs of complex conjugate eigenvalues will be only formed from λ_n that were positive for $B = 0$. The negative root λ_0 will remain real and negative. In principle, as a result of coalescence of complex conjugate eigenvalues, there may emerge pairs of negative real eigenvalues. However, the total number of negative real eigenvalues will be odd.

B. The prefactor

We are now in a position to calculate the prefactor in the partition function Z . The standard step is to expand the deviation $\delta \mathbf{r}(\tau)$ of the integration path in (23) from the extreme trajectory \mathbf{r}_{well} or \mathbf{r}_b in terms of the eigenfunctions ψ_n of the corresponding eigenvalue problem, $\delta \mathbf{r}(\tau) = \sum c_n \psi_n(\tau)$. With account taken of the orthogonality condition (29), the increment δS_E of the Euclidean action related to the deviation of the trajectory $\delta \mathbf{r}$ then becomes $\delta S_E = \sum \lambda_n c_n^2 / 2$.

The above expansion assumes that the set $\{\psi_n\}$ is complete. The completeness is known for $B = 0$, where the eigenvalue problem (27) is Hermitian. As B changes, the number of states does not change. From the orthogonality condition (29), none of the wave functions becomes a linear combination of other wave functions. This makes us believe that the functions ψ_n form a complete set even for $B \neq 0$ and justifies the above expansion.

The path integral (23) can be obtained as a limit $N \rightarrow \infty$ of integrals over $d\mathbf{r}(\tau_k)$ at discretized instants of time $\tau_k = k\Delta\tau$, $\Delta\tau = \beta/N$. In the standard way, we change to integration over dc_n . Because of the orthogonality relation (29), the determinant $\det[\psi_n(\tau_k)]$ of the transformation of variables is real and is equal to $\pm(\Delta\tau)^{N/2}$. Integration of $\exp(-\delta S_E)$ over dc_n gives $\text{const} \times \prod_n \lambda_n^{-1/2}$.

Let us now consider the contribution to the partition function Z_{well} from trajectories close to the potential minimum \mathbf{r}_{well} . The corresponding eigenvalues $\lambda_n^{(\text{well})}$ are either positive or belong to complex conjugate pairs, cf. (31). Therefore Z_{well} is real. Since $S_E[\mathbf{r}_{\text{well}}] = 0$, there is no exponentially small factor in Z_{well} . This term gives the partition function for low-lying intrawell excitations in the presence of the magnetic field.

In evaluating the contribution Z_b from paths close to the bounce trajectory, special care has to be taken of the eigenvalue $\lambda_1^{(b)} = 0$. A standard analysis^{24,25} shows that integration over dc_1 gives the factor β in Z_b . The positive and complex conjugate eigenvalues $\lambda_n^{(b)}$ give a real positive factor in Z_b , whereas the negative eigenvalue $\lambda_0^{(b)}$ (or an odd number of negative eigenvalues) make Z_b purely imaginary. In addition, Z_b contains the exponential factor $\exp\{-S_E[\mathbf{r}_b(\tau)]\}$. Overall, this gives the tunneling rate (22)

$$W \approx 2T|Z_b|/Z_{\text{well}} \propto \exp\{-S_E[\mathbf{r}_b(\tau)]\}. \quad (32)$$

Eq. (32) shows that the instanton technique can be used in the presence of a magnetic field in spite of the fact that the field breaks time-reversal symmetry. The actual calculation is in many respects different from that for $B = 0$. In particular, the bounce trajectory is complex. The eigenvalues which determine the prefactor should be found from a non-Hermitian eigenvalue problem. They may be complex, in which case they form pairs of complex-conjugate numbers. The bounce trajectory touches the real escape trajectory at a real point $\mathbf{r}_b(\beta/2)$, with a finite real velocity $\dot{\mathbf{r}}_b(\beta/2)$. However, from our general WKB analysis of tunneling, it follows that this is not the point where the particle “shows up” as a semiclassical wave packet.

VII. CONCLUSIONS

In conclusion, the problem of tunneling in a magnetic field can be solved in the semiclassical limit by analyzing the Hamiltonian trajectories of the particle in complex phase space and time. The boundary conditions are determined by the intrawell wave function and its analytic continuation. This approach allows one to find both the tunneling exponent and the tail of the wave function of the localized state. It does not require to consider either a part of the potential or the magnetic field as a perturbation, and it can be applied to a three-dimensional potential of a general form.

The escape rate is generally *exponentially* smaller than the probability for a particle to reach the boundary of the classically accessible range $U(\mathbf{r}) = E$. The escaped particle “shows up” from the tunneling barrier with finite velocity and behind the surface $U(\mathbf{r}) = E$. The connection of the decaying and propagating waves occurs on caustics of the set of the Hamiltonian trajectories, where

the action is branching. The caustics are complex surfaces in 3D space. In the presence of a magnetic field, they go through real space along lines (instead of surfaces, for $B = 0$).

An interesting feature of tunneling in a magnetic field is the occurrence of a switching surface, where there merge different WKB branches of the wave function. The slope of the *logarithm* of the wave function sharply changes at the switching surface, from its value on one of the branches to that on the other branch. The escaped particle first shows up as a propagating semiclassical wave packet on the switching surface. It happens where the classical escape trajectory crosses the switching surface.

The switching surfaces are observable via experiments in which the electron density is measured, although such experiments are extremely hard to do. For tunneling from 2D electron systems in heterostructures, one can think of NMR experiments with samples that contain delta-doped layers of nuclear spins (of an isotope that differs from that in the host material). If the nuclei are sufficiently far from the electron layer, they will detect the local electron density on the tail of the wave function and its variation with varying fields. One could also use light-scattering measurements.

Switching between branches of the WKB wave function for $B \neq 0$ is similar to the switching between different branches of the probability distribution in classical systems away from thermal equilibrium. Such systems lack time-reversal symmetry, as do also quantum systems in a magnetic field. The tail of the classical distribution is formed by infrequent fluctuations. Fluctuational paths to a given state from the equilibrium position (attractor) form a narrow tube centered at the most probable path. This path is given by a solution of the variational problem of finding the maximum of the logarithm of the probability distribution^{38–40}. In many cases of physical interest the corresponding Euler equations are similar to Eqs. (2). However, in contrast to the tunneling problem, classical optimal paths can be observed⁴¹. Switching surfaces in the phase space of fluctuating nonequilibrium systems separate areas reached along topologically different optimal paths^{42(a)}. They have been seen in analog simulations^{42(b)}.

It follows from the results of this paper that, for potential wells which are parabolic near the minimum, even in the presence of a magnetic field one can still use the instanton technique in order to find the escape rate. However, the bounce trajectory, which gives the tunneling exponent, is now complex. Also in contrast to the $B = 0$ case, the evaluation of the prefactor requires solving a non-Hermitian boundary value problem, which generally has pairs of complex conjugate eigenvalues.

The results for the model of tunneling from a strongly correlated 2D electron system illustrate the general conclusions about tunneling in a magnetic field. They show that the developed method allows us to find the tunneling rate and the wave function in a generic system which

does not have any special symmetry. They also confirm the general conclusions about the structure of singularities related to the branching of the WKB wave function, and the occurrence of the switching line. We found that the tunneling rate in the magnetic field is highly sensitive to the in-plane electron dynamics and exponentially increases when electrons are more strongly confined in the plane. It also increases if electrons in the 2D layer can adjust to the tunneling electron and thus decrease the potential barrier.

This research was supported in part by the NSF through Grant No. PHY-0071059.

APPENDIX A: THE MANY-ELECTRON HAMILTONIAN

A simple and important model which allows us to consider the effect of electron correlations on tunneling from a 2D electron system is the model of a Wigner crystal. In this model, the in-plane electron motion is small-amplitude vibrations about equilibrium positions. Because of strong correlations, exchange effects are not important, and the tunneling electron can be identified. Its tunneling motion is affected by the interaction with other electrons.

We will assume that the equilibrium in-plane position of the tunneling electron is at the origin. Then, in the presence of a magnetic field \mathbf{B} parallel to the electron layer, the full Hamiltonian is of the form

$$H = \frac{p_z^2}{2m} + U_0(z) + H_v + H_B, \quad (\text{A1})$$

with

$$H_v = \frac{1}{2} \sum_{\mathbf{k}, j} [m^{-1} \mathbf{p}_{\mathbf{k}j} \mathbf{p}_{-\mathbf{k}j} + m \omega_{\mathbf{k}j}^2 \mathbf{u}_{\mathbf{k}j} \mathbf{u}_{-\mathbf{k}j}] \quad (\text{A2})$$

and

$$H_B = \frac{1}{2} m \omega_c^2 z^2 - \omega_c z N^{-1/2} \sum_{\mathbf{k}, j} [\hat{\mathbf{B}} \times \mathbf{p}_{\mathbf{k}j}]_z + U_{\text{int}}(z, \{\mathbf{u}_{\mathbf{k}j}\}). \quad (\text{A3})$$

Here, $\mathbf{p}_{\mathbf{k}j}$, $\mathbf{u}_{\mathbf{k}j}$, and $\omega_{\mathbf{k}j}$ are the 2D momentum, displacement, and frequency of the WC phonon of branch j ($j = 1, 2$) with a 2D wave vector \mathbf{k} . The in-plane momentum of the tunneling electron is $N^{-1/2} \sum \mathbf{p}_{\mathbf{k}j}$ for $B = 0$. The term $U_0(z)$ describes the tunneling barrier [cf. Eq. (6)] for the electron at the origin provided all other electrons are at their in-plane lattice sites.

The term H_B couples the out-of-plane tunneling motion to lattice vibrations. The problem of many-electron tunneling is thus mapped onto a familiar problem of a particle coupled to a bath of harmonic oscillators^{14,36}. A

part of the coupling is due purely to the magnetic field. Another part comes from the term U_{int} , which describes the change of the tunneling barrier because of electron vibrations. Its simplest form is given by the lowest-order term of the expansion of the electron energy,

$$U_{\text{int}}(z, \{\mathbf{u}_{\mathbf{k}j}\}) = z \sum_{\mathbf{k}, j} \mathbf{g}_{-\mathbf{k}j} \mathbf{u}_{\mathbf{k}j} \quad (\text{A4})$$

where $\mathbf{g}_{\mathbf{k}j}$ are coupling constants [for electrons on a thick helium film³⁵ the major term in U_{int} is $\propto z^2$]. The coupling (A4) leads to lowering of the tunneling barrier as a result of appropriate displacements of the electrons surrounding the tunneling electron.

The major effect on tunneling comes from high-frequency in-plane vibrations, which have large density of states¹¹. Therefore it is not unreasonable to use the Einstein model of the Wigner crystal, in which all vibrations have same frequency ω_0 . Then, except for the term U_{int} , the Hamiltonian (A1) becomes a sum of Hamiltonians of confined in the plane noninteracting electrons. The Hamiltonian of the tunneling electron has the form (3), with the potential $U(\mathbf{r})$ given by (5).

For $B = 0$, the out-of-plane motion of the tunneling electron is coupled only to in-plane displacements of *other* electrons. In the Einstein model, it means that the out-of-plane motion is decoupled from the in-plane motion of the tunneling electron itself. Instead, it is coupled to an in-plane oscillator with the coordinate given by a (totally symmetric) linear combination of displacements of the other electrons. This maps the problem onto the problem discussed in Sec. V B, with the in-plane electron coordinate x in Eq. (18) corresponding to the coordinate of this oscillator, and with μ being a linear combination of the (weighted) coefficients $\mathbf{g}_{\mathbf{k}j}$. Of course, for $B \neq 0$ this mapping no longer applies, and extra degrees of freedom have to be taken into account. Yet we expect that the model (18) catches much of the qualitative features of many-electron tunneling.

APPENDIX B: EMERGENCE OF COMPLEX EIGENVALUES

In this appendix we consider how, with the varying control parameter, two real eigenvalues merge and then become complex. Near this transition, the eigenvalues can be sought by perturbation theory. We start with a value of $\mathbf{B} = \mathbf{B}_0$ (we can also use another control parameter), where the given adjacent eigenvalues λ_n , λ_m are close to each other and are real. For small $|\delta\mathbf{B}| = |\mathbf{B} - \mathbf{B}_0|$, the functional $\hat{\mathcal{F}}$ is close to its value for \mathbf{B}_0 , $\hat{\mathcal{F}} \approx \hat{\mathcal{F}}_0 + \delta\hat{\mathcal{F}}$ in (27). To first order in $\delta\hat{\mathcal{F}}$, the eigenvalues are given by the expressions $[\lambda_n(\mathbf{B}_0) + \lambda_m(\mathbf{B}_0)]/2 + \lambda_{\pm}$, with

$$\lambda_{\pm} = \frac{1}{2} (\delta\hat{\mathcal{F}}^{nn} + \delta\hat{\mathcal{F}}^{mm}) \pm \frac{1}{2} \left[(\delta\hat{\mathcal{F}}^{nn} - \delta\hat{\mathcal{F}}^{mm} - \delta\lambda)^2 + 4\delta\hat{\mathcal{F}}^{nm}\delta\hat{\mathcal{F}}^{mn} \right]^{1/2}, \quad \delta\hat{\mathcal{F}}^{nm} = \langle \psi_n | \delta\hat{\mathcal{F}} | \psi_m \rangle. \quad (\text{B1})$$

with the wave functions calculated for \mathbf{B}_0 , and with $\delta\lambda = \lambda_m - \lambda_n$ for $\mathbf{B} = \mathbf{B}_0$.

Because of the symmetry (28), the matrix elements of $\delta\hat{\mathcal{F}}$ in (B1) are real. However, the product $\delta\hat{\mathcal{F}}^{nm}\delta\hat{\mathcal{F}}^{mn}$ does not have to be positive, and in fact we are interested in the case where it is negative. In this case, instead of level anticrossing, we have the dependence of the eigenvalues on the distance $\delta\lambda$ shown in Fig. 11. In the gap the eigenvalues are complex conjugate.

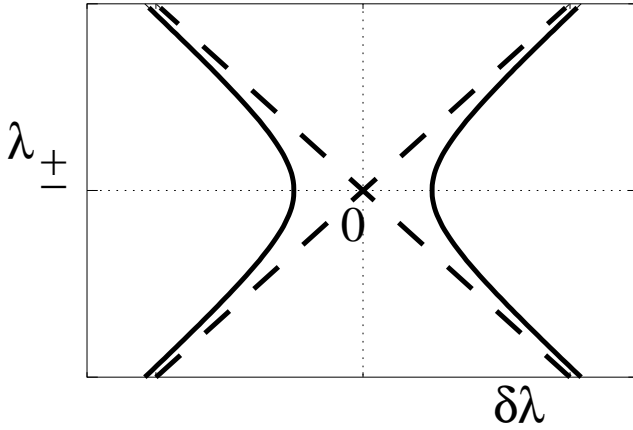


FIG. 11. The dependence of the shifted eigenvalues λ_{\pm} on the distance $\delta\lambda$ between the eigenvalues for $\mathbf{B} = \mathbf{B}_0$ (schematically). We count $\delta\lambda$ off from $\delta\hat{\mathcal{F}}^{nn} - \delta\hat{\mathcal{F}}^{mm}$, and λ_{\pm} from $(\delta\hat{\mathcal{F}}^{nn} + \delta\hat{\mathcal{F}}^{mm})/2$.

We note that the control parameter in the physical system is not $\delta\lambda$, and it may be more interesting to look at the eigenvalues as functions of the amplitude of $\delta\hat{\mathcal{F}}^{nm}$. Their behavior is similar to what is shown in Fig. 11, if the diagonal and off-diagonal matrix elements depend on the control parameter in the same way. Otherwise, once the eigenvalues become complex with changing control parameter, they do not have to become real again, as is the case for the eigenvalues given by Eqs.(31) as functions of ω_c . We note that there is also an opposite process of merging of complex conjugate eigenvalues, which is also described by Eq. (B1).

-
- (Wiley, NY 1997), p. 37; C.L. Kane and M.P.A. Fisher, *ibid.*, p. 109, S.M. Girvin and A.H. MacDonald, *ibid.*, p. 161; B.I. Halperin, *ibid.* p. 225.
- ³ N.B. Zhitenev, M. Brodsky, and R.C. Ashoori, M.R. Melloch Phys. Rev. Lett. **77**, 1833 (1996); M.B. Hastings and L.S. Levitov, Phys. Rev. Lett. **77**, 4422 (1996).
 - ⁴ M. Grayson, D.C. Tsui, L.N. Pfeiffer, K.W. West, and A.M. Chang, Phys. Rev. Lett. **86**, 2645 (2001) and references therein.
 - ⁵ I.B. Spielman, J.P. Eisenstein, L.N. Pfeiffer, and K.W. West, Phys. Rev. Lett. **84**, 5808 (2000).
 - ⁶ J. Smoliner, W. Demmerle, G. Berthold, E. Gornik, G. Weimann, and W. Schlapp, Phys. Rev. Lett. **63**, 2116 (1989); G. Rainer, J. Smoliner, E. Gornik, G. Böhm, and G. Weimann, Phys. Rev. B **51**, 17642 (1995).
 - ⁷ J.P. Eisenstein, T.J. Gramila, L.N. Pfeiffer, and K.W. West, Phys. Rev. B **44**, 6511 (1991); S.Q. Murphy, J.P. Eisenstein, L.N. Pfeiffer, and K.W. West, Phys. Rev. B **52**, 14825 (1995).
 - ⁸ L. Zheng and A.H. MacDonald, Phys. Rev. B **47**, 10619 (1993).
 - ⁹ T. Ihn, H. Carmona, P.C. Main, L. Eaves, and M. Henini, Phys. Rev. B **54**, R2315 (1996); M.J. Yang, C.H. Yang, B.R. Bennett, and B.V. Shanabrook, Phys. Rev. Lett. **78**, 4613 (1997); M. Lakrimi, S. Khym, R.J. Nicholas, D.M. Symons, F.M. Peeters, N.J. Mason, and P.J. Walker, Phys. Rev. Lett. **79**, 3034 (1997).
 - ¹⁰ L. Menna, S. Yücel, and E.Y. Andrei, Phys. Rev. Lett. **70**, 2154 (1993); S. Yücel, L. Menna, and E.Y. Andrei, Physica B **194** – **196**, 1223 (1994).
 - ¹¹ M.I. Dykman, T. Sharpee, and P.M. Platzman, Phys. Rev. Lett. **86**, 2408 (2001); T. Sharpee, M.I. Dykman, P.M. Platzman, cond-mat/0103151.
 - ¹² E. Abrahams, S.V. Kravchenko, and M.P. Sarachik, Rev. Mod. Phys. **73**, 251 (2001).
 - ¹³ (a) L.P. Kotova, A.M. Perelomov, and V.S. Popov, Sov. Phys. JETP **27**, 616 (1968); (b) V.S. Popov, B.M. Karnakov, and V.D. Mur, Sov. Phys. JETP **86**, 860 (1998).
 - ¹⁴ A.O. Caldeira and A.J. Leggett, Ann. Phys. **149**, 374 (1983).
 - ¹⁵ H.A. Fertig and B.I. Halperin, Phys. Rev. B **36**, 7969 (1987).
 - ¹⁶ P. Ao, Phys. Rev. Lett. **72**, 1898 (1994); Phys. Scripta **T69**, 7 (1997).
 - ¹⁷ B.I. Shklovskii, JETP Lett. **36**, 51 (1982).
 - ¹⁸ Qin Li and D.J. Thouless, Phys. Rev. B **40**, 9738 (1989).
 - ¹⁹ T. Martin and S. Feng, Phys. Rev. B **44**, 9084 (1991).
 - ²⁰ J. Hajdu, M.E. Raikh, and T.V. Shahbazyan, Phys. Rev. B **50**, 17625 (1994); M.E. Raikh and T.V. Shahbazyan, Phys. Rev. B **51**, 9682 (1995).
 - ²¹ B. Helffer and J. Sjöstrand, Ann. Scuola Norm. Sup. Pisa Cl. Sci. (4) **14**, 625 (1988).
 - ²² S. Nakamura, Comm. Math. Phys. **200**, 25 (1999) and references therein.
 - ²³ T. Barabash-Sharpee, M.I. Dykman, P.M. Platzman, Phys.

* To whom correspondence should be addressed, e-mail: dykman@pa.msu.edu

¹ B.I. Shklovskii and A.L. Efros, *Electronic Properties of Doped Semiconductors* (Springer-Verlag, NY 1984).

² For reviews see J.P. Eisenstein, in “Perspectives in Quantum Hall Effects”, ed. by S. Das Sarma and A. Pinczuk

- Rev. Lett. **84**, 2227 (2000)
- ²⁴ J.S. Langer, Ann. Phys. **41**, 108 (1967).
- ²⁵ S. Coleman, Phys. Rev. D **15**, 2929 (1977); C.G. Callan and S. Coleman, Phys. Rev. D **16**, 1762 (1977).
- ²⁶ A. Auerbach and S. Kivelson, Nucl. Phys. **B257**, 799 (1985).
- ²⁷ U. Eckern and A. Schmid, in *Quantum Tunnelling in Condensed Matter*, eds. Yu. Kagan and A.J. Leggett (Elsevier, NY 1992), p. 145.
- ²⁸ Z.H. Huang, T.E. Feuchtwang, P.H. Cutler, and E. Kazes, Phys. Rev. A **41**, 32 (1990).
- ²⁹ J. Knoll and R. Schaeffer, Ann. Phys. **97**, 307 (1976).
- ³⁰ M.V. Berry, Adv. Phys. **25**, 1 (1976); Proc. R. Soc. Lond. A **422**, 7 (1989); Proc. R. Soc. Lond. A **427**, 265 (1990); J. Heading, *An Introduction to Phase-Integrals Methods* (London: Methuen, 1962).
- ³¹ L.S. Schulman, *Techniques and applications of path integration* (Wiley, New York, 1981).
- ³² L.D. Landau and E.M. Lifshitz, *Quantum mechanics: non-relativistic theory* (Pergamon, NY 1977).
- ³³ G.G. Stokes, Trans. Camb. Phil. Soc., **10**, 106 (1857).
- ³⁴ M.V. Berry and K.E. Mount, Rep. Progr. Phys. **35**, 315 (1972).
- ³⁵ M.Ya. Azbel, Phys. Rev. Lett. **64**, 1553 (1990); M.Ya. Azbel and P.M. Platzman, Phys. Rev. Lett. **65**, 1376 (1990).
- ³⁶ R. P. Feynman and A. R. Hibbs, *Quantum Mechanics and Path Integrals* (McGraw-Hill, New York, 1965).
- ³⁷ C.M. Bender and S. Boettcher, Phys. Rev. Lett. **80**, 5243 (1998); C.M. Bender, S. Boettcher, P.N. Meisinger, J. Math. Phys **40**, 2201 (1999); C.M. Bender, M. Berry, P. N. Meisinger, van M. Savage, and M. Simsek, J. Phys. A **34**, L31 (2001).
- ³⁸ M.I. Freidlin and A.D. Wentzel, *Random Perturbations in Dynamical Systems* (Springer, New-York, 1984).
- ³⁹ M.I. Dykman and M.A. Krivoglaz, Sov. Phys. JETP **50**, 30 (1979); in *Soviet Physics Reviews*, edited by I.M. Khalatnikov (Harwood Academic Publishers, New York, 1984), Vol. 5, 265; M.I. Dykman Phys. Rev. A **42**, 2020 (1990).
- ⁴⁰ R. Graham and T. Tél, Phys. Rev. Lett. **52**, 9 (1984); R. Graham and T. Tél, Phys. Rev. A **31**, 1109 (1985); R. Graham, in *Noise in Nonlinear Dynamical Systems*, edited by F. Moss and P.V. E. McClintock (Cambridge University Press, Cambridge, 1989), Vol. 1, 225.
- ⁴¹ M.I. Dykman, P.V.E. McClintock, V.N. Smelyanskiy, N.D. Stein, and N.G. Stocks, Phys. Rev. Lett. **68**, 2718 (1992).
- ⁴² (a) M.I. Dykman, M.M. Millonas, and V.N. Smelyanskiy, Phys. Lett. A **195**, 53 (1994); (b) M.I. Dykman, D.G. Luchinsky, P.V.E. McClintock, and V.N. Smelyanskiy, Phys. Rev. Lett. **77**, 5229 (1996).