

Quantum fluctuations in a c -axis oriented MgB_2 superconducting thin film

Y.Z. Zhang^{1,2}, R. Deltour², H.H. Wen¹, J.F. de Marneffe², H. Chen¹, S.F. Wang¹,
S.Y. Dai¹, Y.L. Zhou¹, Q. Li³, A.G.M. Jansen⁴, P. Wyder⁴, and Z.X. Zhao¹

¹*National Laboratory for superconductivity & Laboratory of Optical Physics,
Institute of Physics & Centre for Condensed Matter Physics,
Chinese Academy of Sciences, P. O. Box 603, Beijing 100080, China*

²*Université Libre de Bruxelles, Physique des Solides,
CP-233, B-1050, Brussels, Belgium*

³*Department of Physics, Pennsylvania State University,
University Park, PA 16802, Pennsylvania, USA*

⁴*Grenoble High Magnetic Field Laboratory,
Max-Planck-Institut für Festkörperforschung and Centre
National de la Recherche Scientifique, 25, Avenue des Martyrs,
B. P. 166, F-38042 Grenoble Cedex 9, France*

Abstract

Magneto-resistance of a c -axis oriented MgB_2 thin film was studied in perpendicular and parallel magnetic fields up to ~ 23 T with temperatures down to 0.38 K. Resistive upper critical magnetic fields and irreversibility lines were determined. Nearly temperature independent critical fields are found at low temperatures. Large separations between irreversibility fields and upper critical magnetic fields are observed. The analysis suggests that these anomalies are related to quantum fluctuations of the vortex matter, whose relative contribution is determined as a function of temperature.

PACS numbers: 74.25.Dw, 74.60.Ec, 74.40.+k, 74.70.Ad

The recent discovery of superconductivity in MgB_2 [1] has stimulated enormous activity in the study of this material as it is certainly promising for future applications. Recent reports suggest that MgB_2 shows a relatively low irreversibility field H_{irr} , only about half of the upper critical magnetic field H_{c2} [2, 3, 4, 5, 6, 7, 8, 9, 10, 11, 12, 13]. H_{irr} is defined as the critical field beyond which the supercurrent is not sustained and energy dissipation is present in the superconductor. H_{c2} is defined as the critical field above which the superconductor turns over to the normal state. Both H_{irr} and H_{c2} are characteristic parameters of the superconductor. MgB_2 consists of alternate Mg and B layers and the resulted anisotropy should be taken into account in further characterization of the superconductor [4, 5]. Until now, most studies of the critical fields of MgB_2 were carried out in quite limited temperature and magnetic field regions in either the polycrystalline bulk material [3, 4, 5, 6, 7, 8, 11] or in oriented thin films [2, 9, 10]. Therefore, in order to further understand the behavior of MgB_2 , it is very useful to carry out a study on high quality single crystals or c -axis oriented thin films in a large range of high magnetic fields and low temperatures. In this paper, a c -axis oriented MgB_2 thin film [14] is studied in magnetic fields up to 23 T and temperatures down to 0.38 K. Based on the experimental study and the theoretical work previously presented by Blattter and Evlev [15], we show how the quantum fluctuations affect the characteristics of the vortex system and evaluate the relative contributions of quantum and thermal effects.

A boron thin film was first deposited on (0001) oriented Al_2O_3 single crystal substrate and then followed by an *ex situ* annealing in Mg vapor at 900° C for one hour [14]. Such a film of thickness about ~ 500 nm can reach a superconducting transition temperature of 39 K. A typical x -ray diffraction curve of MgB_2 thin film is presented in Fig. 1. A typical rocking curve at (002) peak is shown in the inset of Fig. 1 giving a full width at half maximum $\sim 1.8^\circ$, suggesting that the structure of the thin film is highly c -axis oriented. AC -susceptibility measurements show that the film studied in this experiment has a transition temperature $T_c \approx 33$ K. For magneto-resistance measurements, a bridge geometry was patterned on the film with dimensions of 0.2×2 mm². A four-probe AC technique was used with a current modulation at 91.05 Hz (magnitude 4.0 mA). Perpendicular and parallel magnetic fields to the thin film plane were sequentially applied with the current always perpendicular to the field directions. Magnetoresistance data were collected with a field sweeping rate 3.0×10^{-2} T/s at fixed temperatures.

Figures 2(a) and 2(b) show the magnetoresistance curves in perpendicular and parallel

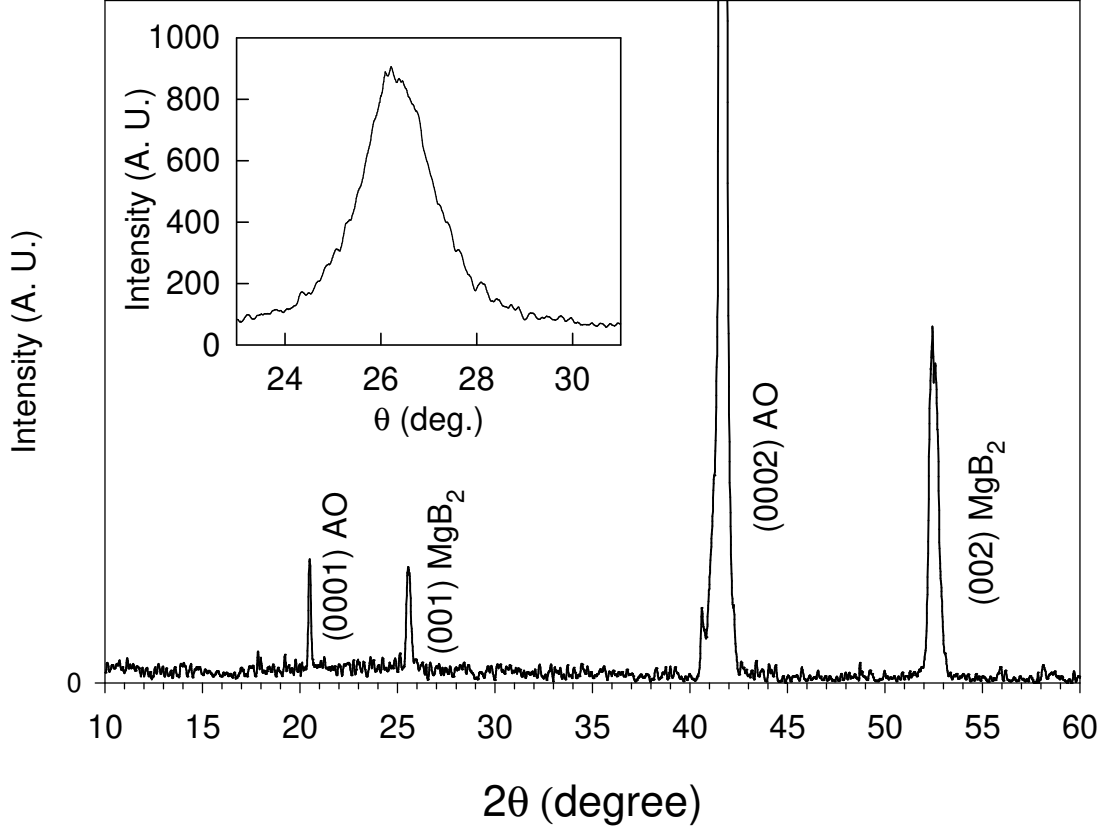


FIG. 1: A typical x-ray diffraction pattern of the MgB₂ superconducting thin film grown on a (0001) oriented Al₂O₃ single crystal substrate. Inset: Rocking curve of (002) peak.

fields, respectively. Using a constant resistance value R_n in the normal state, we derive transition fields $H_i(T)$ for different fractions $i = R(T, H_i)/R_n$ of the normal state resistance. Fig. 3(a) and 3(b) represent the experimental data $H_i^\perp(T)$ and $H_i^\parallel(T)$ for the perpendicular and parallel fields, respectively. Here, we simply define $H_{c2}(T) = H_{90\%}(T)$, and $H_{irr}(T) = H_{0.1\%}(T)$ (a small dissipation criterion). From Fig. 3(a) and 3(b), we observe that each $H_i^\perp(T)$ is smaller than $H_i^\parallel(T)$ at the same temperature, suggesting that both $H_{c2}(T)$ and $H_{irr}(T)$ are anisotropic due to the layered structure of MgB₂. Note that the difference between the values of $H_{c2}^\perp(T)$ and $H_{irr}^\perp(T)$ gradually increases with decreasing temperature. Fig. 3(b) shows another evolution of the difference between $H_{c2}^\parallel(T)$ and $H_{irr}^\parallel(T)$. At first, the separation between $H_{c2}^\parallel(T)$ and $H_{irr}^\parallel(T)$ increases with decreasing temperature for temperatures down to ~ 23 K, and then maintains a roughly constant value for temperatures above 4.6 K. When reducing the temperature further down below 4.6 K, only a very small resistance onset can be observed which is limited by the magnetic field strength. Therefore,

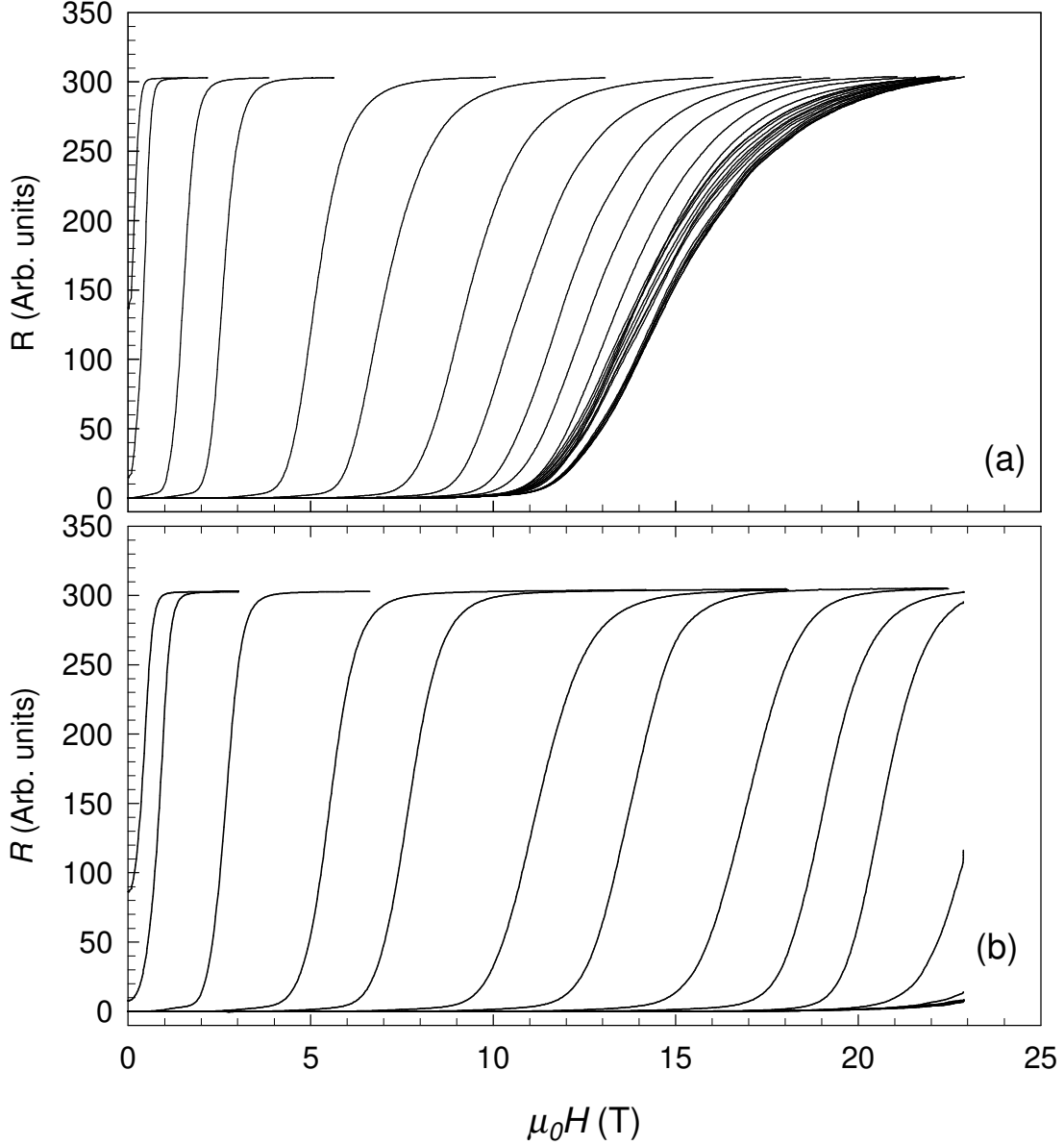


FIG. 2: Resistance isotherms of the thin film in (a) perpendicular fields (from right to left: $T = 0.38, 0.43, 0.61, 0.85, 1.17, 1.49, 1.70, 1.94, 2.16, 2.52, 3.26, 3.41, 3.78, 4.4, 5.6, 7.4, 9.0, 11.5, 14.3, 17.5, 22.9, 26.8, 30.1, 30.9, 32.6, 33.8$ K), and (b) parallel fields (from right to left: $T = 0.41, 0.82, 2.06, 3.93, 4.6, 7.4, 9.1, 11.2, 14.7, 19.2, 22.8, 26.3, 28.3, 30.5, 32.4, 33.4$ K).

we can not determine the transition fields in this temperature region. However, it is very interesting to note that the experimental data show no evidence for a suppression of the difference between H_{irr}^{\parallel} and H_{c2}^{\parallel} for $T \rightarrow 0$.

The inset of Fig. 3(a) shows $H_i^{\perp}(T)$ curves in a log-linear scale. It is remarkable that each $H_i^{\perp}(T)$ curve shows an approximately constant value for temperatures below

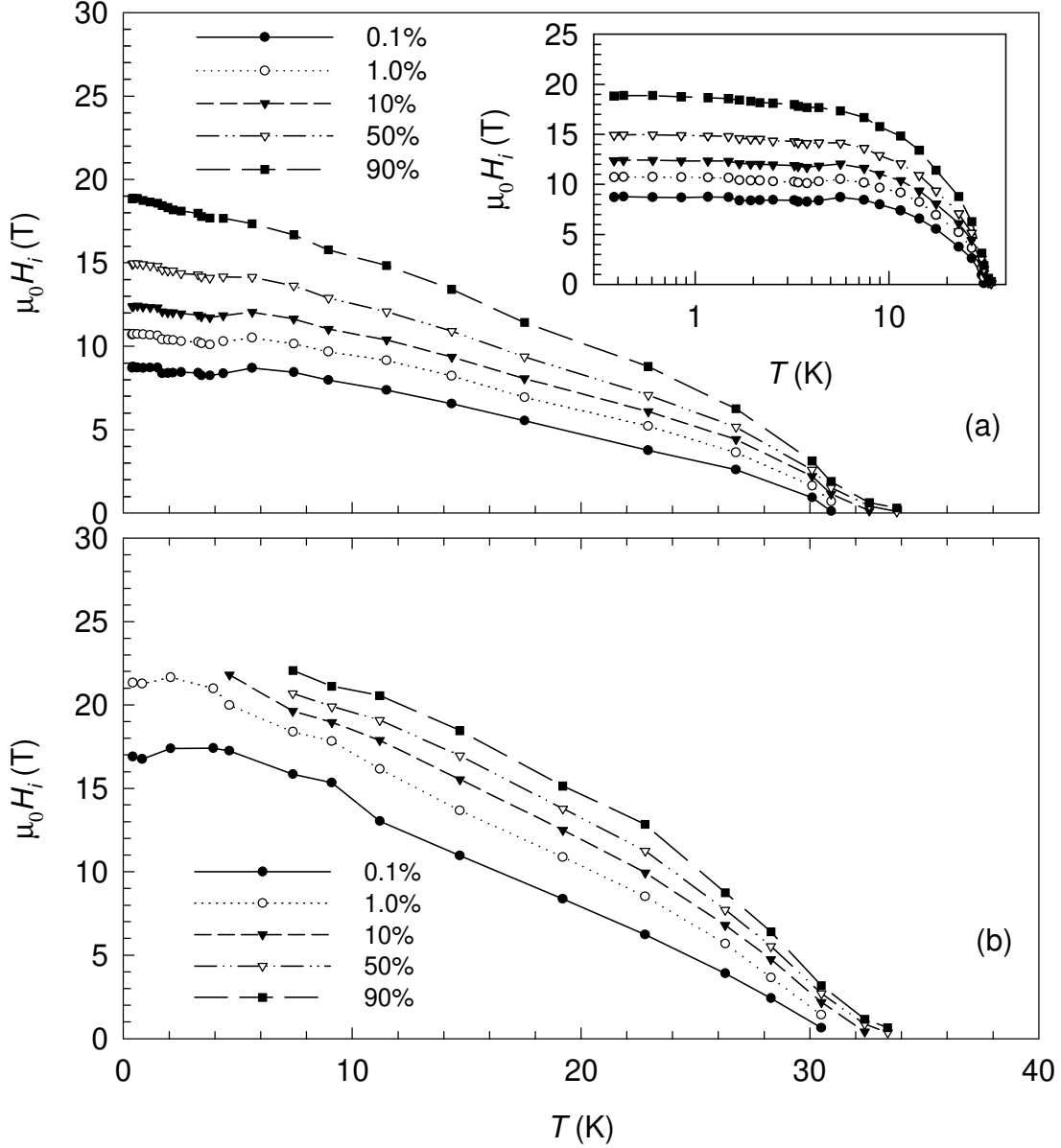


FIG. 3: Resistive critical fields determined with resistive criterion: 0.1%, 1.0%, 10%, 50%, 90% in (a) perpendicular fields and (b) parallel fields. Inset of (a), the corresponding data in a log-linear scale.

1.5 K, which corresponds to the lowest temperature curves in Fig. 2(a) where all the curves roughly fall onto the same line for $T < 1.5$ K. Hence we can conclude that the resistance in this regime is not related to a thermal effect, but rather to the magnitude of the magnetic field. By extrapolating to $T = 0$ K, we obtain $\mu_0 H_{irr}^\perp(0) = 8.7 \pm 0.5$ T, $\mu_0 H_{c2}^\perp = \Phi_0 / 2\pi \xi_{ab}^2(0) = 18.9 \pm 1.0$ T with the in-plane coherence length $\xi_{ab}(0) \approx 4.2$ nm. Note that the values $H_{c2}^\perp(0) / H_{irr}^\perp(0) \approx 2.2$ and $\mu_0 H_{irr}^\perp(0)$ derived here are very close to those

of previous reports [2, 3, 4, 5, 6, 7, 8, 9, 10, 11, 12, 13].

In Fig. 3(b), by extrapolation, we obtain $\mu_0 H_{irr}^{\parallel}(0) = 17.5 \pm 1.0$ T. Note the $\mu_0 H_{c2}^{\parallel}(0)$ is extrapolated from the data above 4.6 K due to the available data within the magnetic field limit. The value for $\mu_0 H_{c2}^{\parallel}(0) = \Phi_0/2\pi\xi_{ab}(0)\xi_c(0)$ is then 27.5 ± 2.5 T with the out-plane coherence length $\xi_c(0) \approx 2.8$ nm. A rough estimate for the anisotropy factor is $\gamma = H_{c2}^{\parallel}(0)/H_{c2}^{\perp}(0) \approx 1.5$. In comparison, $\gamma_{irr} = H_{irr}^{\parallel}(0)/H_{irr}^{\perp}(0) \approx 2.0$ is not equal to γ suggesting that other factors may be responsible for the difference. Nonetheless, the values for both γ and γ_{irr} suggest favorable characteristics for the application of the superconductor in parallel magnetic fields. It is very interesting to note that both $H_{irr}^{\parallel}(T)$ and $H_{1\%}^{\parallel}(T)$ follow similar trends in maintaining their constant values in the very low temperature regime. These suggest that similar temperature independent effects also occur in $H_i^{\parallel}(T)$ curves at very low temperatures. Thus $H_{c2}^{\parallel}(T)$ may also have a nearly constant value as $H_{irr}^{\parallel}(T)$ in the low temperature regime below 1.5 K. Nevertheless, further higher magnetic field studies are still needed for confirming the effect.

According to Blatter and Ivlev [15], the vortex motion may not only be related to thermal effects, but also to quantum effects [8, 9]. The vortex displacement amplitude relation for superconductors under influence of both thermal and quantum fluctuations is given by

$$\frac{\langle u^2 \rangle}{a_0^2} \approx \left(\frac{G}{\beta_{th}} \right)^{1/2} \frac{\sqrt{b}}{1-t-b} \left[t + q\sqrt{b} \left(1 - \frac{b}{1-t} \right) \right] \quad (1)$$

where a_0 is the vortex lattice constant, $\langle u^2 \rangle$ the mean square displacement, $b = B/H_{c2}(0)$, $t = T/T_c$, q the quantum parameter characterizing quantum fluctuations, $\beta_{th} \approx 2.5$ the numerical parameter, and G the Ginzburg number characterizing thermal fluctuations. Using this relation, we have two simple approaches for two limits. First, supposing q is large enough (strong quantum fluctuations) for $t \rightarrow 0$, we have $\langle u^2 \rangle / a_0^2 \approx qb(G/\beta_{th})^{1/2}$ leading to the displacement amplitude being only related to the applied magnetic field instead of the thermal energy. Second, supposing $q = 0$ (no quantum effects), we find $\langle u^2 \rangle / a_0^2 \rightarrow 0$ for $t \rightarrow 0$. Note that the term $\langle u^2 \rangle / a_0^2$ can be used to describe the Lindemann criterion (with a value between $0.1 \sim 0.3$) for the vortex lattice melting. Therefore, we can conclude that in this limit there is no vortex lattice melting transition at $T = 0$ even by increasing the magnetic field to $H_{c2}(0)$ [vortex matter does not exist above $H_{c2}(0)$]. This second limit means that the vortex melting line $H_m(T \rightarrow 0)$ approaches $H_{c2}(0)$ point with $q = 0$, so do the other $H_i(T \rightarrow 0)$ s [$H_i(T \rightarrow 0) \geq H_m(T \rightarrow 0)$]. In the first limit, it predicts a

temperature independent $H_i(T \rightarrow 0)$ which coincides with our result. In the second limit, $H_i(T \rightarrow 0)$ should approach $H_{c2}(T \rightarrow 0)$ which is different from the large separation of H_{irr} and H_{c2} we observed.

Applying the Lindemann criterion $\langle u^2 \rangle / a_0^2 = c_L^2$ to Eq. (1), where $0.1 \leq c_L \leq 0.3$, Blatter and Ivlev obtained the approximate solution for the melting line

$$H_m \approx 4\theta^2 H_{c2}(0) / (1 + \sqrt{1 + 4S\theta/t})^2 \quad (2)$$

with the temperature variable $\theta = c_L^2(\beta_{th}/G)^{1/2}(1/t - 1)$, and the suppression parameter $S = q + c_L^2(\beta_{th}/G)^{1/2}$. One will find that Eq. (2) leads to $H_m(0) = H_{c2}(0)$ with $q = 0$ consistent with our previous analysis of Eq. (1). According to Blatter and Ivlev [15], $q \approx 2.4\nu/K_F\xi$, where $\nu \approx \hbar c/\lambda\Delta$ is a free parameter, K_F the Fermi wavenumber nearly constant at low temperature, 2Δ the gap energy, and λ the penetration depth. By using the theory of classical superconductivity, $\nu \approx \hbar c/\lambda\Delta$ is approximately temperature independent and $\xi = \xi(0)/(1 - t)^{1/2}$, which result in

$$q \approx 2.4\hbar c/K_F\xi\lambda\Delta \approx q_0(1 - t)^p \quad (3)$$

with $p = 1/2$ and q_0 the quantum parameter at 0 K. Thus, taking the relation $H_{irr} \rightarrow H_m$, $T_c = 33$ K, $H_{c2}^\perp(0) = 18.9$ T and $H_{c2}^\parallel(0) = 27.5$ T, $H_{irr}^\perp(T)$ and $H_{irr}^\parallel(T)$ data can be fitted by using Eq. (2) with two free parameters, $c_f = c_L^2(\beta_{th}/G)^{1/2}$, and q_0 .

We present the fitting lines (dotted lines) for $H_{irr}^\perp(T)$ (circles) in Fig. 4(a) and $H_{irr}^\parallel(T)$ data (circles) in Fig. 4(b), respectively, for $c_f^\perp = 4.3$, $q_0^\perp = 5.0$, $c_f^\parallel = 3.4$ and $q_0^\parallel = 2.0$. We find that we can not fit the data very well with this expression for the whole temperature range, although the fits show similar trends as the irreversibility field. This led us to review one of the assumptions of Blatter and Ivlev model, i.e. the equal weights of the quantum and thermal effects. We can assume a temperature dependent weight function $w(t)$, representing the relative importance of the thermal and quantum effects as a result of the varying magnetic structure along the irreversibility line. This is reasonable since at high fields (and low temperatures for the irreversibility line) the close proximity and the compactness of the vortices should rather favor a tunneling mechanism, while in the situation of low fields (high melting temperature), thermal fluctuations would have a higher relative contribution. $w(t)$ should also depend on the orientation of the field with respect to the thin film surface.

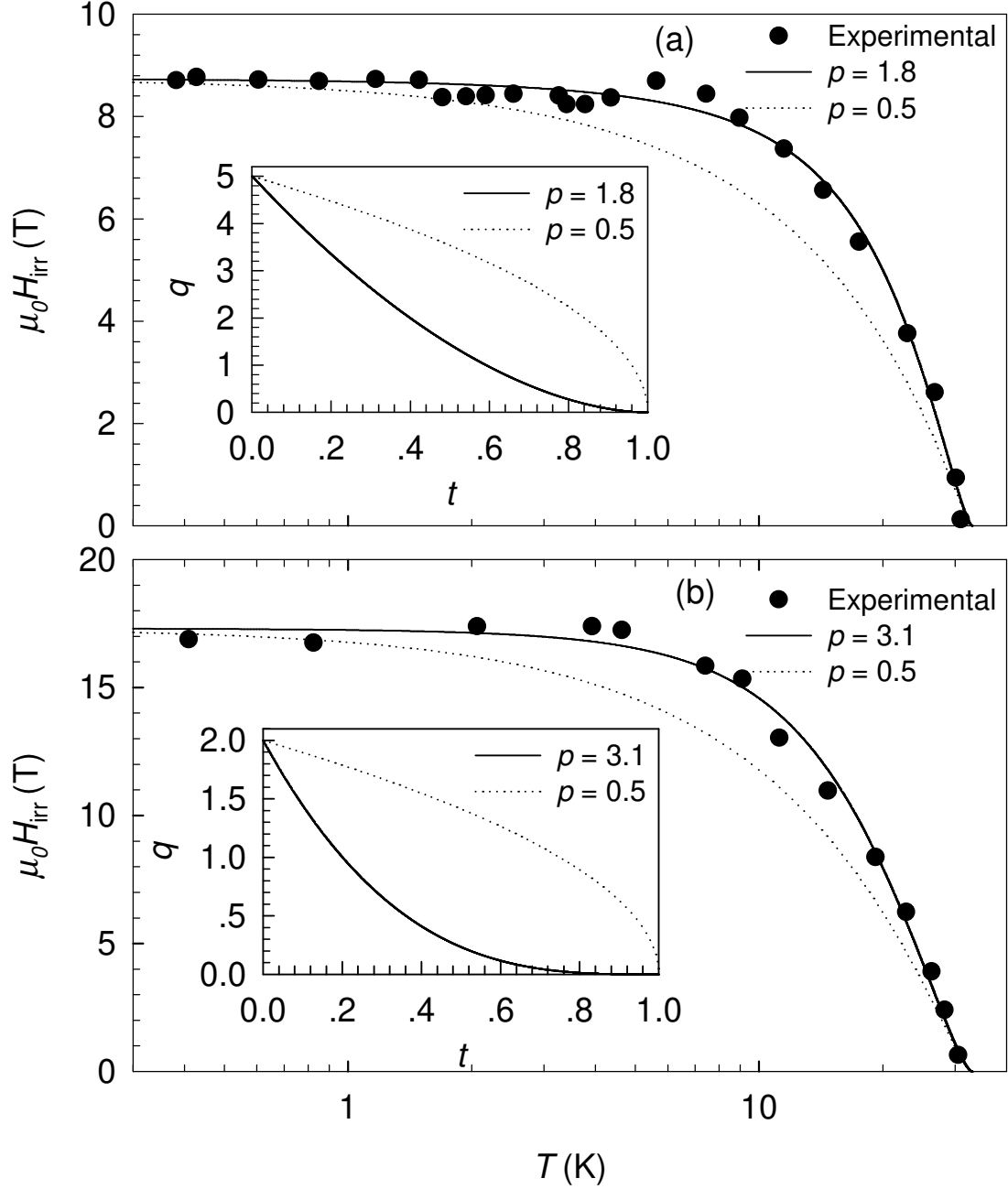


FIG. 4: Experimental data of $H_{irr}^\perp(T)$ in the perpendicular field direction (a), and $H_{irr}^\parallel(T)$ in the parallel field direction (b), with theoretical fits: dotted line for the fit with $p = 1/2$, solid line for the best fit with the free parameter p .

Introducing this weight function, we obtain the following expression (for both orientations) for an effective $q(t)$:

$$q(t) = w(t)q_0(1-t)^{1/2} = q_0(1-t)^p \quad (4)$$

where we choose to take $w(t) = (1 - t)^{p-1/2}$ with p an adjustable free parameter. The solid lines in Fig. 4(a) and 4(b) represent the corresponding fits, which are in good agreement with the experimental data, with $c_f^\perp = 4.3$, $q_0^\perp = 5.0$, $c_f^\parallel = 3.4$ and $q_0^\parallel = 2.0$ the same values as before. The solid lines in the insets of Fig. 4(a) and 4(b) represent the corresponding temperature dependence of the effective quantum parameters together with the corresponding p values. For comparison, the dotted lines in both insets, represent the curves corresponding to the equal weights of the thermal and quantum effects [thus without using the $w(t)$ factor]. The differences between the curves with and without $w(t)$ suggest that the quantum effects are largely reduced by the $w(t)$ when $0 < t < 1$, but still contribute substantially to the vortex motion and affect the irreversibility line. We have also noticed that slight changes ($\sim 25\%$) of the p values, which may be more related to vortex parameters, will not result in a large change in both (best) fits.

From the fitting, we determine $\mu_0 H_{irr}^\perp(0) = 8.74$ T and $\mu_0 H_{irr}^\parallel(0) = 17.3$ T, which coincide with our estimations above. Supposing $c_L^\perp = 0.25$, we have $G^\perp \approx 5.3 \times 10^{-4}$. Note that $G^\perp \propto [\lambda_{ab}^2(0)\gamma/\xi_{ab}(0)]^2$ and $G^\parallel \propto [\lambda_c^2(0)/\gamma\xi_c(0)]^2$ leading to $G^\parallel/G^\perp \approx \gamma^2$, where $\gamma = \lambda_c(0)/\lambda_{ab}(0) = \xi_{ab}(0)/\xi_c(0)$. Using $\gamma \approx 1.5$, we have $G^\parallel \approx 1.2 \times 10^{-3}$ and $c_L^\parallel \approx 0.27$. One will notice that changing the c_L^\perp value will affect the values of c_L^\parallel , G^\perp , and G^\parallel ; the lower the c_L^\perp value, the lower the c_L^\parallel , G^\perp , and G^\parallel values. Furthermore, we determine the weight exponents: $p_w^\perp = p^\perp - 1/2 = 1.3$ and $p_w^\parallel = p^\parallel - 1/2 = 2.6$, resulting in $p_w^\parallel/p_w^\perp = 2 \rightarrow \gamma_{irr}$, consistent with the anisotropy factor of the irreversibility fields. The weight anisotropy is $w^\perp/w^\parallel = q^\perp/q^\parallel = 2.5/(1 - t)^{1.3}$. By using $\nu^\perp/\nu^\parallel \approx \lambda_c(0)/\lambda_{ab}(0) = \xi_{ab}(0)/\xi_c(0)$ [15], the Fermi wavevector anisotropy is obtained as $K_F^\parallel(0)/K_F^\perp(0) \approx q_0^\perp/q_0^\parallel \approx 2.5$.

In summary, a c -axis oriented MgB₂ thin film is studied in perpendicular and parallel fields up to 23 T yielding resistive H_{irr} and H_{c2} in both directions. The anisotropy factor is determined to be around 1.5 by extrapolating $H_{c2}^\parallel(T)$ and H_{c2}^\perp curves to $T = 0$. At low temperatures, $H_i^\perp(T)$ and $H_{irr}^\parallel(t)$ are nearly temperature independent, and large differences between the values for $H_{irr}(T)$ and $H_{c2}(T)$ are observed. The analysis suggests that the critical field data are related to quantum fluctuations of the vortex matter in this new superconductor. The relative contributions of quantum and thermal effects are evaluated for the irreversibility line. Due to the dependence of the vortex parameters on magnetic field and temperature, the relative weight of the two contributions is temperature dependent.

This work has been financially supported by the National Science Foundation of China,

PAI 4/10 (Belgium), Communaute Francaise de Belgique, the Ministry of Science and Technology of China, and National Science Foundation of USA.

- [1] J. Nagamatsu, N. Nakagawa, T. Maranaka, Y. Zenitani, and J. Akimitsu, *Nature* **410**, 63(2001).
- [2] C. B. Eom, M. K. Lee, J. H. Choi, L.J. Belenky, X. Song, L.D. Cooley, M.T. Naus, S. Pattnaik, J. Jiang, M. Rikel, A. Polyanskii, A. Gurevich, X. Y. Cai, S. D. Bu, S. E. Babcock, E.E. Hellstrom, D.C. Larbalestier, N. Rogado, K.A. Regan, M.A. Hayward, T. He, J.S. Stusky, K. Inumaru, M.K. Haas and R.J. Cava, *Nature* **411**, 558(2001).
- [3] D. K. Finnemore, J. E. Ostenson, S. L. Budko, G. Lapertot, and P. C. Canfield, *Phys. Rev. Lett.* **86**, 2420(2001).
- [4] O. F. de Lima, R. A. Ribeiro, M. A. Avila, C. A. Cardoso, and A. A. Coelho, *Phys. Rev. Lett.* **86**, 5974-5977 (2001).
- [5] F. Simon, A. Janossy, T. Feher, and F. Muranyi, S. Garaj and L. Forro, C. Petrovic, S. L. Budko, G. Lapertot, V. G. Kogan, and P. C. Canfield, *Phys. Rev. Lett.* **87**, 047002 (2001).
- [6] S. L. Budko, C. Petrovic, G. Lapertot, C. E. Cunningham, and P. C. Canfield, M-H. Jung and A. H. Lacerda, *Phys. Rev. B* **63**, 220503(R) (2001).
- [7] Mun-Seog Kim, C. U. Jung, Min-Seok Park, S. Y. Lee, Kijoon H. P. Kim, W. N. Kang, and Sung-Ik Lee, *Phys. Rev. B* **64**, 012511 (2001).
- [8] H.H. Wen, S.L. Li, Z. W. Zhao, H. Jin, and Y.M. Ni, W.N. Kang, H.J. Kim, E.M. Choi, and S.I. Lee, *Phys. Rev. B* **64**, 134505 (2001).
- [9] H. H. Wen, S. L. Li, Z. W. Zhao, Y. M. Ni, Z. A. Ren, G. C. Che, H. P. Yang, Z. Y. Liu and Z. X. Zhao, *Chin. Phys. Lett.* **18**, 816(2001).
- [10] S. Pattnaik, L. D. Cooley, A. Gurevich, A. A. Polyanskii, J. Jiang, X. Y. Cai, A. A. Squitieri, M. T. Naus, M. K. Lee, J. H. Choi, L. Belenky, S. D. Bu, J. Letteri, X. Song, D. G. Schlom, S. E. Babcock, C. B. Eom, E. E. Hellstrom and D. C. Larbalestier, *Supercond. Sci. Technol.* **14**, 315 (2001).
- [11] P. C. Canfield, D. K. Finnemore, S. L. Budko, J. E. Ostenson, G. Lapertot, C. E. Cunningham, and C. Petrovic, *phys. Rev. Lett.* **86**, 2423 (2001).
- [12] M. H. Jung, M. Jaime, A. H. Lacerda, G. S. Boebinger, W. N. Kang, H. J. Kim, E. M. Choi,

- and S. I. Lee, Chem. Phys. Lett. **343**, 447 (2001).
- [13] P.Szabó, P. Samuely, A.G.M. Jansen, T. Klein, J. Marcus, D. Fruchart, S. Miraglia, Condmat / 0109211 (unpublished).
- [14] S.F. Wang, S.Y. Dai, Y.L. Zhou, Z.H. Chen, D.F. Cui, J.D. Yu, M. He, H.B. Lu, and G.Z. Yang, Supercond.Sci.Technol. **14**, 885(2001).
- [15] G. Blatter and B. I. Ivlev, Phys. Rev. B **50**, 10272(1994).