

Low-dimensional chaos induced by frustration in a non-monotonic system

Masaki Kawamura

*Faculty of Science, Yamaguchi University
Yoshida 1677-1, Yamaguchi, 753-8512 Japan*

Ruji Tokunaga

*Institute of Information Sciences and Electronics
University of Tsukuba, Tennodai 1-1-1, Tsukuba, 305-8573 Japan*

Masato Okada

Brain Science Institute, RIKEN, Wako-shi, 351-0198 Japan

(Dated: December 21, 2018)

Abstract

We report a novel mechanism for the occurrence of chaos at the macroscopic level induced by the frustration of interaction, namely frustration-induced chaos, in a non-monotonic sequential associative memory model. We succeed in deriving exact macroscopic dynamical equations from the microscopic dynamics in the case of the thermodynamic limit and prove that two order parameters dominate this large-degree-of-freedom system. Two-parameter bifurcation diagrams are obtained from the order-parameter equations. Then we analytically show that the chaos is low-dimensional at the macroscopic level when the system has some degree of frustration, but that the chaos definitely does not occur without the frustration.

The occurrence of chaotic behaviors at the macroscopic level has been extensively investigated, and thus its mechanisms can be classified into several classes according to their typical systems. Examples of the first class are the globally coupled map (GCM) and chaotic neural networks whose processing units are themselves chaotic, and the macroscopic behaviors are also chaotic [1, 2, 3, 4]. Since the processing units are chaotic, the chaos at the macroscopic level seems to be high-dimensional. However, large-scale computer simulations show that the dimension of the chaos in the GCM can be lower than the degree of freedom [4]. In the other class of mechanisms, the processing units are not chaotic themselves, and thus resultant macroscopic chaotic behaviors would seem to be induced by other properties. A typical example of this class is that of neural networks. Since their processing units are simple binary units, their chaotic behaviors should be induced by additional mechanisms, that is, synaptic pruning, synaptic delay, thermal noise, sparse connections and/or so on [5, 6, 7]. Here, we report a novel mechanism of the occurrence of chaos at the macroscopic level induced by the frustration of interaction, namely *frustration-induced chaos*. Frustration is known to be one of the important notions of the complex systems.

We discuss a non-monotonic sequential associative memory model. The sequential associative memory model is a neural network, in which the sequence of patterns is embedded as an attractor through the Hebbian (correlation) learning [8, 9, 10, 11]. When the number of the patterns, p , is on the order $\mathcal{O}(N)$, where N is the number of the processing units, the model has frustrated interactions. Previously, the properties at stationary states had been exactly analyzed by the path-integral method [9, 10] because the theoretical treatment of transient dynamics was difficult. However, we recently succeeded in rigorously analyzing the transient dynamics of the model [11].

It has been reported that the non-monotonicity of processing units (a larger absolute value of local field tends to make their state opposite to the local field) gives the systems some superior properties [12, 13]. One of them is chaotic behavior: Results of numerical simulations showed that the systems with non-monotonic units have chaotic behaviors. In particular, chaotic behavior was observed when the retrieval process failed. Dynamical theories are indispensable to analyzing these chaotic behaviors. Only approximated theories, e.g., Gaussian approximation [8, 13, 14, 15, 16, 17] or steady-state approximation [9, 10], have been employed to investigate the occurrence of these chaotic behaviors theoretically [10, 15], since theoretical treatment was difficult as mentioned above. Consequently, the

occurrence of these chaotic behaviors has never been analyzed rigorously.

In this Letter, we extend our exact dynamical theory [11] for the sequential associative memory model to a non-monotonic one to discuss the occurrence of chaos. We have succeeded in obtaining an exact description of its macroscopic dynamics and proved that two order parameters dominate this model. We obtained two-parameter bifurcation diagrams from the order-parameter equations and analytically demonstrated that the chaos of the present system is low-dimensional at the macroscopic level. We also analytically show that the chaotic behavior is observed when the retrieval process fails, and prove that the chaotic behaviors in this system occur only when it has some degree of frustration. This means that this macroscopic chaos is induced by the frustration, that is, it is *frustration-induced chaos*.

Let us consider a sequential associative memory model that consists of N units or neurons. The state of the units takes $\sigma_i(t) = \pm 1$ and updates the state synchronously with the following probability:

$$\text{Prob} [\sigma_i(t+1)|h_i(t)] = \frac{1}{2} [1 + \sigma_i(t+1)F(h_i(t))], \quad (1)$$

$$h_i(t) = \sum_{j=1}^N J_{ij}\sigma_j(t) + I_i(t), \quad (2)$$

where J_{ij} is the coupling, $I_i(t)$ is the threshold or external input, and $h_i(t)$ is the local field. The function $F(h)$ is a non-monotonic function given by

$$F(h) = \tanh \beta h - \tanh \beta (h - \theta) - \tanh \beta (h + \theta), \quad (3)$$

where β is the inverse temperature $\beta = 1/T$, and θ is the non-monotonicity. When $T \rightarrow 0$, update rule of the model becomes deterministic,

$$\sigma_i(t+1) = \text{sgn}(h_i(t)) - \text{sgn}(h_i(t) - \theta) - \text{sgn}(h_i(t) + \theta). \quad (4)$$

When the absolute value of the local field is larger than θ , the state has opposite sign to the local field, i.e., $\sigma_i(t+1) = -\text{sgn}(h_i(t))$. The coupling J_{ij} stores p random patterns $\boldsymbol{\xi}^\mu = (\xi_1^\mu, \dots, \xi_N^\mu)^T$ so as to retrieve the patterns as $\boldsymbol{\xi}^0 \rightarrow \boldsymbol{\xi}^1 \rightarrow \dots \boldsymbol{\xi}^{p-1} \rightarrow \boldsymbol{\xi}^0$ sequentially. It is given by

$$J_{ij} = \frac{1}{N} \sum_{\mu=0}^{p-1} \xi_i^{\mu+1} \xi_j^\mu, \quad (5)$$

where $\boldsymbol{\xi}^p = \boldsymbol{\xi}^0$. The number of stored patterns p is given by $p = \alpha N$, where α is called the *loading rate*. Each component of the patterns is assumed to be an independent random

variable that takes a value of either $+1$ or -1 according to the following probability,

$$\text{Prob} [\xi_i^\mu = \pm 1] = \frac{1}{2}. \quad (6)$$

We determine the initial state $\boldsymbol{\sigma}(0)$ according to the following probability distribution,

$$\text{Prob}[\sigma_i(0) = \pm 1] = \frac{1 \pm m(0)\xi_i^0}{2}. \quad (7)$$

The overlap being the direction cosine between $\boldsymbol{\sigma}(0)$ and $\boldsymbol{\xi}^0$ converges to $m(0)$ when $N \rightarrow \infty$.

In order to discuss the transient dynamics, we introduce macroscopic state equations by the path-integral method [9, 10, 11]. The generating function $Z[\boldsymbol{\psi}]$ is defined as

$$Z[\boldsymbol{\psi}] = \sum_{\boldsymbol{\sigma}(0), \dots, \boldsymbol{\sigma}(t)} p[\boldsymbol{\sigma}(0), \boldsymbol{\sigma}(1), \dots, \boldsymbol{\sigma}(t)] \exp \left(-i \sum_{s < t} \boldsymbol{\sigma}(s) \cdot \boldsymbol{\psi}(s) \right), \quad (8)$$

where $\boldsymbol{\psi} = (\boldsymbol{\psi}(0), \dots, \boldsymbol{\psi}(t-1))$. The state $\boldsymbol{\sigma}(s) = (\sigma_1(s), \dots, \sigma_N(s))^T$ denotes state of the spins at time s , and the path probability $p[\boldsymbol{\sigma}(0), \boldsymbol{\sigma}(1), \dots, \boldsymbol{\sigma}(t)]$ denotes the probability of taking the path from initial state $\boldsymbol{\sigma}(0)$ to state $\boldsymbol{\sigma}(t)$ at time t through $\boldsymbol{\sigma}(1), \boldsymbol{\sigma}(2), \dots, \boldsymbol{\sigma}(t-1)$.

Since the dynamics (1) is a Markov chain, the path probability is given by

$$p[\boldsymbol{\sigma}(0), \boldsymbol{\sigma}(1), \dots, \boldsymbol{\sigma}(t)] = p[\boldsymbol{\sigma}(0)] \prod_{s < t} \prod_i \frac{1}{2} [1 + \sigma_i(s+1) F(h_i(s))]. \quad (9)$$

The generating function $Z[\boldsymbol{\psi}]$ involves the following order parameters:

$$m(s) = i \lim_{\boldsymbol{\psi} \rightarrow 0} \frac{1}{N} \sum_{i=1}^N \xi_i^s \frac{\partial Z[\boldsymbol{\psi}]}{\partial \psi_i(s)}, \quad (10)$$

$$G(s, s') = i \lim_{\boldsymbol{\psi} \rightarrow 0} \frac{1}{N} \sum_{i=1}^N \frac{\partial^2 Z[\boldsymbol{\psi}]}{\partial \psi_i(s) \partial \psi_i(s')}, \quad (11)$$

$$C(s, s') = - \lim_{\boldsymbol{\psi} \rightarrow 0} \frac{1}{N} \sum_{i=1}^N \frac{\partial^2 Z[\boldsymbol{\psi}]}{\partial \psi_i(s) \partial \psi_i(s')}. \quad (12)$$

The order parameter $m(s)$ corresponds to the overlap, which represents the direction cosine between the state $\boldsymbol{\sigma}(s)$ and the retrieval pattern $\boldsymbol{\xi}^s$ at time s . $G(s, s')$ and $C(s, s')$ are the response function and correlation function between time s and s' , respectively. Therefore, the problem of discussing the macroscopic transient dynamics eventually results in the problem of evaluating the generating function. We consider the case of thermodynamic limit $N \rightarrow \infty$ and analyze $Z[\boldsymbol{\psi}]$ by the saddle point method. Since $N \rightarrow \infty$ and the stored patterns $\boldsymbol{\xi}^\mu$ are random patterns, we assume self-averaging, such that $Z[\boldsymbol{\psi}]$ can be replaced with its

ensemble average $\overline{Z}[\psi]$. We can, therefore, obtain a rigorous solution by the path-integral method [11].

Finally we obtain following macroscopic state equations from $Z[\psi]$ when $I_i(s) = 0$:

$$m(s) = \left\langle \xi^s \int Dz F \left(\xi^s m(s-1) + z \sqrt{\alpha R(s-1, s-1)} \right) \right\rangle_{\xi}, \quad (13)$$

$$R(s, s') = C(s, s') + G(s, s-1)G(s', s'-1)R(s-1, s'-1), \quad (14)$$

$$G(s, s-1) = \frac{1}{\sqrt{\alpha R(s-1, s-1)}} \left\langle \int Dz z F \left(\xi^s m(s-1) + z \sqrt{\alpha R(s-1, s-1)} \right) \right\rangle_{\xi}, \quad (15)$$

$$\begin{aligned} C(s, s') = & \left\langle \int \frac{dz}{2\pi |\mathbf{R}_{11}|^{\frac{1}{2}}} \exp \left[-\frac{1}{2} \mathbf{z} \cdot \mathbf{R}_{11}^{-1} \mathbf{z} \right] F \left(\xi^s m(s-1) + \sqrt{\alpha} z(s-1) \right) \right. \\ & \left. \times F \left(\xi^{s'} m(s'-1) + \sqrt{\alpha} z(s'-1) \right) \right\rangle_{\xi}, \end{aligned} \quad (16)$$

where $Dz = \frac{dz}{\sqrt{2\pi}} \exp[-\frac{1}{2}z^2]$, and $\langle \cdot \rangle_{\xi}$ denotes the average over all ξ 's. The matrix \mathbf{R}_{11} is a 2×2 matrix consisting of the elements of \mathbf{R} at time $s-1$ and time $s'-1$, and $\mathbf{z} = [z(s-1), z(s'-1)]^T$. From equations (13)–(16), $C(s, s') = 0$ and $R(s, s') = 0$ when $s \neq s'$. Since $G(s, s-1)$ and $C(s, s)$ can be described using only $m(s-1)$ and $R(s-1, s-1)$, macroscopically this system is a two-degree-of-freedom system of $m(s)$ and $R(s, s)$.

Besides these dynamic macroscopic state equations, the fixed points of the system are required in order to analyze the bifurcation of the system. We set $m(t) \rightarrow m, G(t, t-1) \rightarrow G, R(t, t) \rightarrow r$ when $t \rightarrow \infty$. Then, the previously obtained stationary state equations [9, 10] are re-derived from our dynamic theory,

$$m = \left\langle \xi \int Dz F \left[\xi m + z \sqrt{\alpha r} \right] \right\rangle_{\xi}, \quad (17)$$

$$G = \frac{1}{\sqrt{\alpha r}} \left\langle \int Dz z F \left[\xi m + z \sqrt{\alpha r} \right] \right\rangle_{\xi}, \quad (18)$$

$$r = \frac{1}{1 - G^2}. \quad (19)$$

From our macroscopic state equations (13)–(16), we analyze the transient dynamics in the case of absolute zero temperature $T = 0$. Figure 1 shows the transition of the overlap $m(t)$ and the variance of the crosstalk noise $\alpha R(t, t)$. The figures show the results obtained by (a) our theory, and (b) computer simulations with $N = 100000$, where the loading rate is $\alpha = 0.065$ and the non-monotonicity $\theta = 1.20$. The cross marks P, P', Q are fixed points.

The point Q on the line $m = 0$ is a saddle node (orientation reversing), P' is a repellor (unstable node), and P is a repellor (unstable focus). There is a period-2 attractor Q_2 . The attractor Q_2 attracts the trajectories with initial state $m(0) \approx 0$. Moreover, there is a chaotic attractor around the repellor P . The results obtained by the theory agree with those of the computer simulations.

The occurrence of invariant sets, as shown in Figure 1, and their relation are investigated in two-parameter space with respect to (θ, α) . First, the line $m = 0$ is a invariant set of the macroscopic state equations, and the dynamic structure of this invariant line obeys a one-dimensional map with respect to R as

$$R(s, s) = 1 + \frac{2}{\pi\alpha} \left\{ 1 - 2 \exp \left(-\frac{\theta^2}{2\alpha R(s-1, s-1)} \right) \right\}^2. \quad (20)$$

Figure 2(a) shows a two-parameter bifurcation diagram of the invariant line $m = 0$. This map satisfies the unimodal for almost all regions in the parameter space (θ, α) . As θ decreases, a period-1 attractor Q bifurcates to a period-2 attractor Q_2 and evolves into a chaotic attractor by the period-doubling cascade. From the point of view of an associative memory, chaotic behavior can be observed while the associative memory fails to retrieve the stored patterns.

Next, we construct a two-parameter bifurcation diagram where the initial state is away from the invariant line, i.e. $m \approx 1$, and analyze the coexistence with these attractors in the all-phase space. In regions A and A' in Figure 2(b), there exists only a period-1 attractor Q on the invariant line. In region D , a period-1 attractor Q and a period-2 attractor Q_2 exist on the invariant line. In these cases, since the stored patterns are all unstable, the associative memory fails to retrieve from any initial state.

In region B , both a period-1 attractor Q on the invariant line and a period-1 attractor P near $m = 1$ coexist. In this case, since the stored patterns are stable, the associative memory can succeed in retrieving when the state is in the basin of the attraction of P . Also in region B' , both the attractor Q and a period-2 attractor P_2 coexist. The attractor P_2 is a sign-reversing state near the line $m = \pm 1$. In this case, the stored patterns are unstable, and the memory retrieves the stored pattern and its reverse one by turns when the state is in the basin of attraction of P_2 .

In region C , both a period-2 attractor Q_2 on the invariant line and a quasi-periodic or chaotic attractor near $m = 1$ coexist. In this case, although the stored patterns are unstable, a quasi-periodic or chaotic attractor exists. This state, therefore, goes to the attractor

instead of the memory state. Since the overlap is non-zero, the associative memory neither completely succeeds nor fails to retrieve.

The coexistence, as stated above, can be explained by characteristic bifurcations occurring on the boundary between the regions. On the boundary $A \rightarrow B$, a saddle node P' and a period-1 attractor P are generated via the saddle node bifurcation, and then both Q and P coexists. They are separated by the basin boundary constituted by P' . On the boundary $A' \rightarrow B'$, similarly, a period-2 saddle node P'_2 and a period-2 attractor P_2 are generated via the saddle node bifurcation, and then both Q and P_2 coexists. On the other hand, on the boundary $B \rightarrow C$, a period-1 attractor P evolves into a repellor via the Hopf bifurcation, and a quasi-periodic attractor is generated around the repellor. The quasi-periodic attractor is sometimes phase-locked, and then it evolves into a more complex quasi-periodic attractor via the Hopf bifurcation again. After that, the repellor inside the quasi-periodic attractor evolves into a *snap-back repellor* [18] and a belt-like chaos appears. Finally, the belt-like chaos grows widely and becomes a thick chaotic attractor including the repellor P . On the boundary $C \rightarrow D$, the chaotic attractor vanishes by a *boundary crisis* [19], since it comes into contact with the basin boundary constituted by P' . Therefore, in region D , only a period-2 attractor Q_2 on the invariant line exists.

Let us discuss the mechanism of occurrence of chaos at the macroscopic level in this model. Only one order-parameter, $m(s)$, dominates the macroscopic behaviors of the present system without the frustration of interaction, that is, in the case that the number of the stored patterns is finite ($\alpha = 0$). We can easily show that there is no chaotic attractor in this case. That is, the chaotic attractor appears when the system has frustration, i.e., $\alpha \neq 0$. While the local field $h_i(s)$ obeys distribution of δ -function when $\alpha = 0$, it obeys the Gaussian distribution with the variance $\alpha R(s, s)$ when $\alpha \neq 0$. Because of this finite value of variance of the local field distribution, the processing units, whose absolute values of the local field $h_i(s - 1)$ are around the non-monotonicity θ , take different values similarly to Bakers' Map. This is intuitive reason why the chaos occurs in this model with the frustration. Non-trivial things we found are that the chaos appears also in the case of $\alpha \rightarrow 0$ and the phase is completely different from the case of $\alpha = 0$. Although the variance of the local field, $\alpha R(s, s)$, converges to 0 in the case of $\alpha \rightarrow 0$, the order-parameter $R(s, s)$ can take finite values and can behave chaotic in this case. Therefore, we have found chaos in the frustrated system, namely, *frustration-induced chaos*.

In summary, we considered the sequential associative memory model consisting of non-monotonic units, which is a large-degree-of-freedom system, and derived macroscopic state equations by the path-integral method in the frustrated case. The results obtained by theory agreed with the results obtained by computer simulations. We constructed two-parameter bifurcation diagrams and explained the structure of the bifurcations. The chaos at the macroscopic level can become low-dimensional, since the macroscopic state equations obey the two parameters. The chaos in the model is induced by the non-monotonicity and the frustration.

-
- [1] K. Kaneko, Phys. Rev. Lett., **63**, 219 (1989).
 - [2] K. Aihara, T. Takabe, and M. Toyoda, Phys. Lett. A, **144**, 333 (1990).
 - [3] M. Adachi and K. Aihara, Neural Networks, **10**, 83 (1997).
 - [4] T. Shibata and K. Kaneko, Phys. Rev. Lett., **81**, 4116 (1998).
 - [5] T. Fukai and M. Shiino, Phys. Rev. Lett., **64**, 1465 (1990).
 - [6] S. Nara and P. Davis, Phys. Rev. E, **55**, 826 (1997).
 - [7] C. van Vreeswijk and H. Sompolinsky, Science, **274**, 1724 (1996); Neural Comput., **10**, 1321, (1998).
 - [8] S. Amari, Proc. IEEE Conference on Neural Networks, **1**, 633 (1988).
 - [9] A. Düring, A. C. C. Coolen, and D. Sherrington, J. Phys. A: Math Gen. **31**, 8607 (1998).
 - [10] K. Katayama and T. Horiguchi, J. Phys. Soc. Japan, **70**, 1300 (2001).
 - [11] M. Kawamura and M. Okada, J. Phys. A, **35**, 253 (2002).
 - [12] M. Morita, Neural Networks, **6**, 115 (1993).
 - [13] M. Okada, Neural Networks, **9**, 1429 (1996).
 - [14] S. Amari and K. Maginu, Neural Networks, **1**, 63 (1988).
 - [15] H. Nishimori and I. Opris, Neural Networks, **6**, 1061 (1993).
 - [16] M. Okada, Neural Networks, **8**, 833 (1995).
 - [17] M. Kawamura, M. Okada, and Y. Hirai, IEEE Trans. Neural Networks, **10**, 704 (1999).
 - [18] F. R. Marotte, J. Math. Anal. Appl. **63**, 199 (1978).
 - [19] C. Grebogi, E. Ott, and J. A. Yorke, Phys. Rev. Lett., **48**, 22, 1507 (1982).

FIG. 1: Transition of overlap $m(t)$ and variance of crosstalk noise $\alpha r(t)$ is shown for $\alpha = 0.065, \theta = 1.20, T = 0$. Fixed points P, P', Q are from stationary state equations. (a) Results by theory. (b) Results by simulation.

FIG. 2: Two-parameter bifurcation diagram (θ, α) for (a) fixed point Q and (b) fixed point P .

Fig.1 (a)

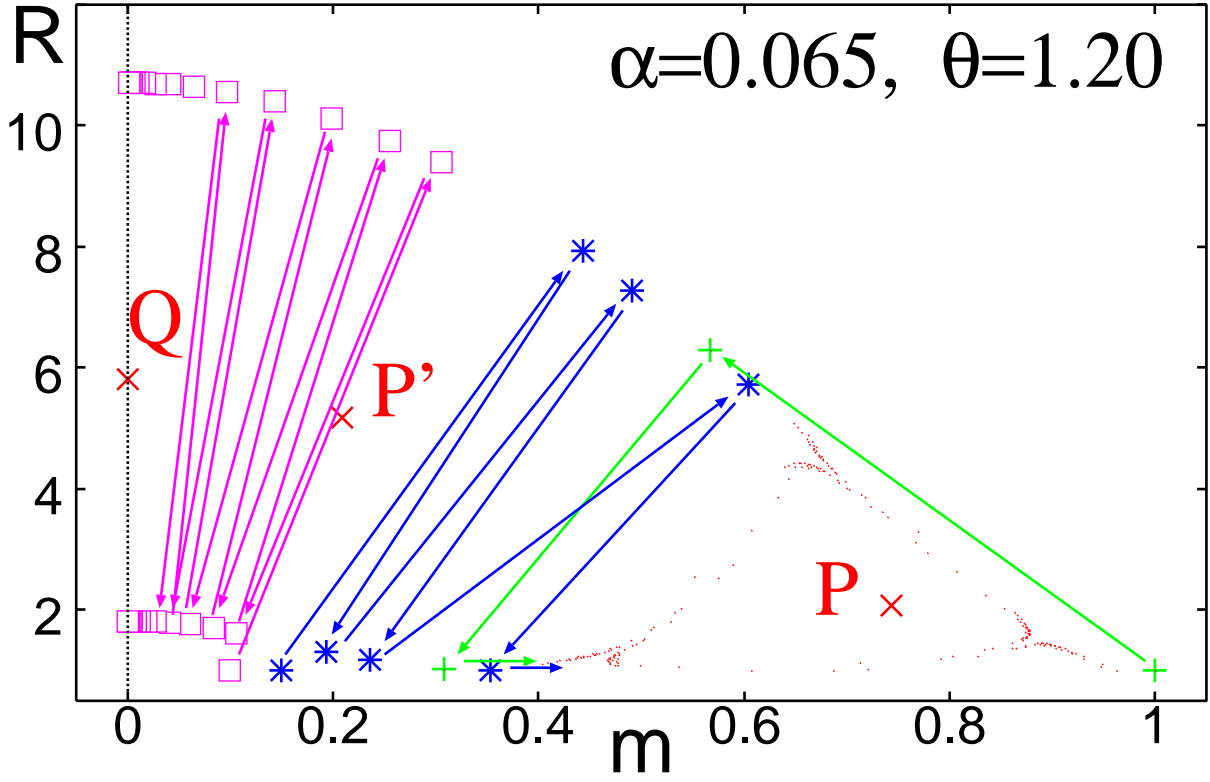


Fig.1 (b)

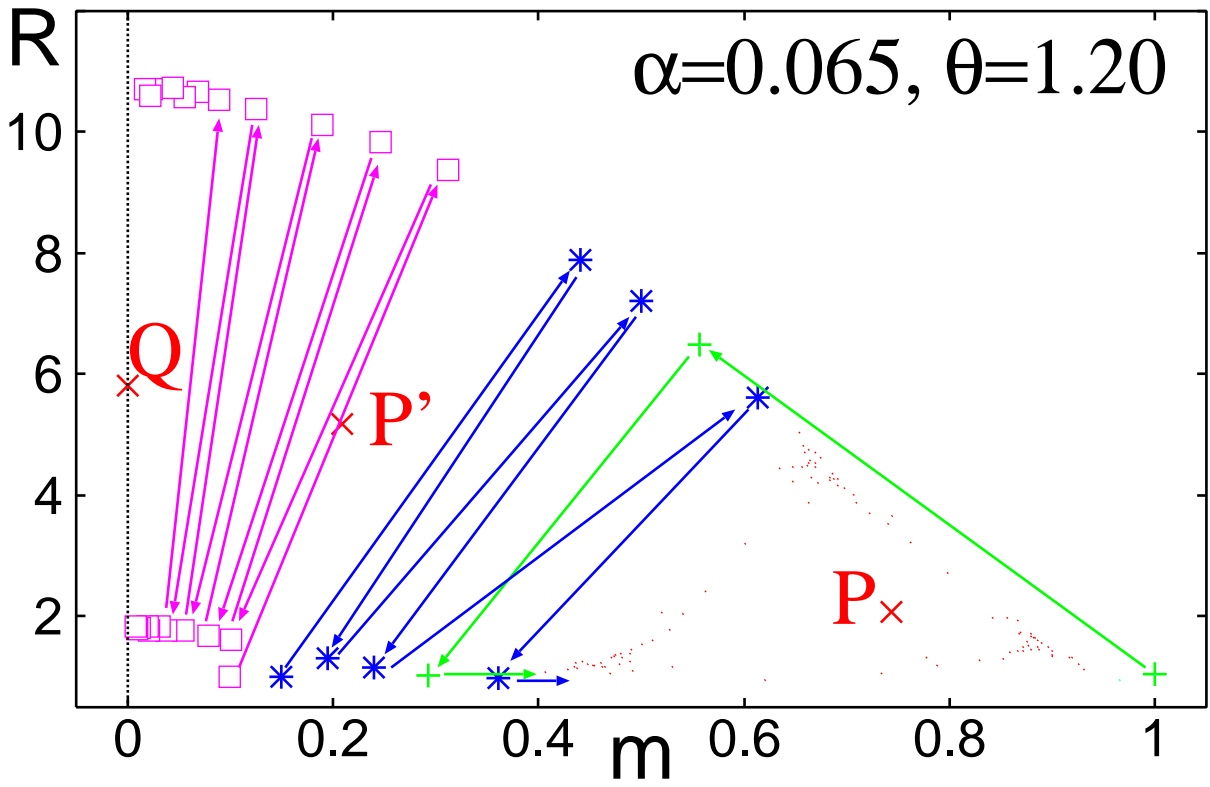


Fig.2 (a)

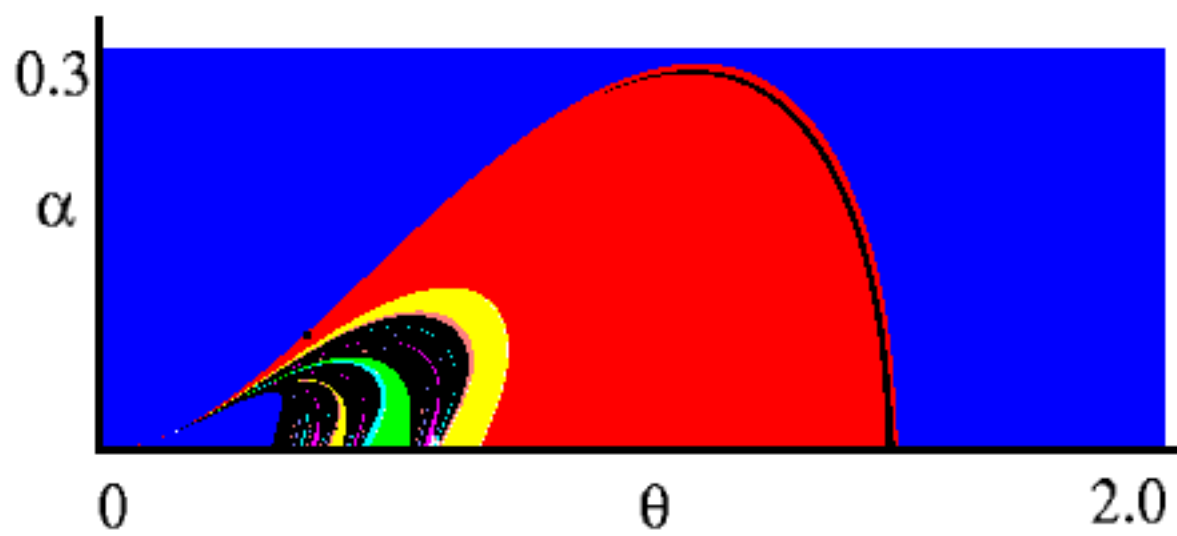


Fig.2 (b)

