

Synchronization in coupled map lattices as an interface depinning

Adam Lipowski^{1,2} and Michel Droz¹

¹*Department of Physics, University of Geneva, CH 1211 Geneva 4, Switzerland*

²*Faculty of Physics, A. Mickiewicz University, 61-614 Poznań, Poland*

We study an SOS model whose dynamics is inspired by recent studies of the synchronization transition in coupled map lattices (CML). The model undergoes a depinning transition that, depending on certain auxiliary function, belongs either to the directed percolation or to yet another universality class. At the transition point the interface strongly fluctuates and the growth exponent is close to unity. We suggest that the critical behaviour at the synchronization transition is related with the type of noise that enters the coarse-grained description of CML's.

Recently synchronization of chaotic systems attracted a lot of interest [1]. To large extent, this interest is motivated by numerous experimental realizations of this phenomena including lasers, electronic circuits, or chemical reactions [2]. Synchronization acquires additional features in spatially extended systems, where it can be regarded as a certain nonequilibrium phase transition. There are increasing efforts to understand the properties of this transition. Relatively well understood is the synchronization transition (ST) in certain cellular automata. Since a synchronized state can be regarded as an absorbing state, for cellular automata, which are discrete systems, the phase transition, as expected, belongs to the Directed Percolation (DP) universality class [3]. However, continuous systems, as e.g., coupled map lattices (CML) [4], need infinite time to reach a synchronized state and the relation with DP does not seem to hold. Indeed, Pikovsky and Kurths argued [5] that for continuous systems this transition should belong to the so-called bounded Kardar-Parisi-Zheng (BKPZ) universality class [6]. Recently, precise numerical calculations confirmed their predictions but only for CML with some continuous maps [7]. Surprisingly, the ST for discontinuous [7, 8], or continuous but sufficiently steep [9] maps was found to belong to the DP universality class.

Let us briefly describe the setup which is used to study synchronization in CML [7]. In the simplest, one-dimensional case, one takes a single-chain CML of size L that is composed of L diffusively coupled local maps $f(u_i)$ [4]. The maps are chaotic and act on continuous site variables u_i ($i = 1, \dots, L$), that are typically bounded ($0 < u_i < 1$). Then, one couples such a system with its identical copy, which initially has a different set of site variables. It turns out that the evolution of such a coupled system depends on the coupling strength. For weak coupling the two CML's are desynchronized and essentially independent. However, for sufficiently strong coupling the system gets synchronized and approaches a state where corresponding pairs of site variables in both copies take the same values. To quantify synchronization one can introduce the synchronization error $w(i, t) = |u_1(i, t) - u_2(i, t)|$ where a lower index denotes a copy of CML, and its spatial average $w(t) = \frac{1}{L} \sum_{i=1}^L w(i, t)$. To relate this problem with BKPZ one argues that in the continuous limit and

close to the synchronized state, the evolution equation for $w(i, t)$ is given as a Langevin equation with multiplicative Gaussian noise which then, using the Hopf-Cole transformation $h = -\ln(w)$, is transformed into BKPZ. Let us notice that CML's are deterministic systems and the noise has only effective meaning, mimicking their chaotic behaviour. In the above representation the desynchronized phase in CML ($w(t) > 0$) corresponds to the interface pinned relatively close to the wall ($\langle h_i \rangle < \infty$). In the synchronized phase ($w(t) \rightarrow 0$) the interface depins and drifts away ($\langle h_i \rangle \rightarrow \infty$). Perfectly synchronized state ($\langle w(t) \rangle = 0$) is reached only after infinitely long time. The above analysis requires the differentiability of the local map and thus is not applicable to discontinuous maps. However, numerical results show that the relation with BKPZ breaks down also for continuous but sufficiently steep maps [9]. From a theoretical point of view it would be desirable to understand why such properties of the local map affect the nature of the ST and move into the DP universality class. Let us notice, that if the coupled CML system enters the synchronized state, it will remain in this state forever. Such a state can be thus considered as an absorbing state of the dynamics, although it cannot be reached in any finite time. Well-developed techniques are available to study phase transitions in models with absorbing states [10]. Accordingly, a better understanding of ST can be obtained considering it as a phase transition between active (desynchronized) and absorbing (synchronized) phase with the synchronization error as an order parameter.

In the present paper we introduce an interfacial, discrete (SOS) model which is inspired by the dynamics of CML with discontinuous maps. Numerical calculations show that the universality class of the phase transition in our model depends on the choice of the transition rates. In one case it belongs to the DP universality class while in the second case the phase transition is described by a novel set of exponents. Although there are also some other SOS-like models exhibiting DP criticality [13], we suggest that our model might be related with, at first sight considerably different, Sneppen's model of interface propagation in a random environment [11, 12]. This is because both Sneppen's and our model are characterized by the same value of the growth exponent of the interface width at criticality. Let us notice that at

the coarse-grained level, Sneppen's model can be considered as a KPZ model with quenched, position-dependent noise. Other types of non-Gaussian noise are also known to considerably modify the behaviour of interface propagation [14]. This lead us to predict that the change of the critical behaviour of ST is related with the type of noise. Namely, we expect that for continuous (and not too steep) maps the noise could be nearly Gaussian. However, for discontinuous or sufficiently steep maps it should be strongly non-Gaussian and that, similarly to other interface propagation models, drives the phase transition into another (DP) universality class.

In our model discrete site variables $h_i = 1, 2, \dots$ are defined on a one-dimensional lattice of size L ($i = 1, \dots, L$) with periodic boundary conditions ($h_{L+1} = h_1$). In an elementary update we select randomly a site i and change the variable h_i , and possibly neighbouring ones, according to the following rule: (i) with probability $p(h_i)$ one sets $h_i = h_{i+1} = h_{i-1} = 1$; (ii) with probability $1 - p(h_i)$ the site variable h_i increases by unity ($h_i \rightarrow h_i + 1$). During a unit of time L elementary updates are performed. To complete the definition we have to specify the function $p(h)$. To allow a drift toward $h = \infty$ the function $p(h)$ must decay to zero for $h \rightarrow \infty$. Numerical results that we present below are obtained for two cases: $p(h) = e^{-\gamma h}$ (model I) and $p(h) = h^{-\gamma}$ (model II), where $\gamma > 0$ is a control parameter of the model.

To make a link with synchronization in CML's the following remarks are in order. Numerical calculations for CML's with discontinuous maps show that the Lyapunov exponent that governs the evolution of the synchronization error $w(i, t)$ is negative in the vicinity of the transition [7]. Approximately, the evolution of $w(i, t)$ is thus made of consecutive contractions ($w(i, t) \rightarrow cw(i, t)$ and $c < 1$) that, due to discontinuity of the map, are from time to time interrupted by discontinuous changes that might substantially increase the value of $w(i, t)$. To notice a link between the dynamics of synchronization error in CML and our model we introduce new variables $w_i = e^{-h_i}$ (let us notice a similarity to the inverse Hopf-Cole transformation). Indeed, the increase of h_i by unity according to the rule (ii) decreases w_i by a factor e that corresponds to the contraction of $w(i, t)$. The first rule mimics the discontinuous jumps of $w(i, t)$. Since local maps in CML's are coupled, a jump at a site i also affects its neighbours.

Monte Carlo simulations of our model are similar to those of other models with absorbing states [10]. For some details related to the fact that the model needs an infinite time to reach an absorbing state see e.g., [9]. We observed that for sufficiently large γ the interface depins from the $h = 1$ wall and drifts away. For smaller γ the model remains in the active phase with the interface relatively close to the wall. To examine the nature of the phase transition we measured $w = \langle \frac{1}{L} \sum_{i=1}^L w(i, t) \rangle$ at the steady state (in the following we refer to this quantity as activity). Of course in the absorbing phase $w = 0$ and in the active phase $w > 0$. Upon approaching the

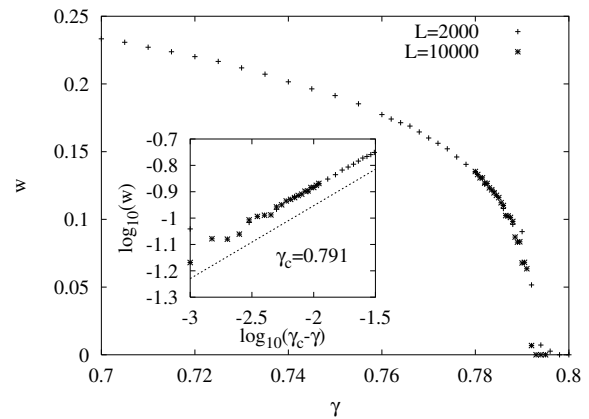


FIG. 1: The steady state activity w as a function of γ for model I. The inset shows the logarithmic scaling of w at criticality. The slope of the dotted line corresponds to the DP value $\beta = 0.2765$. The simulation time was $t_{\text{sim}} = 10^5$ plus $2 \cdot 10^4$ discarded for relaxation.

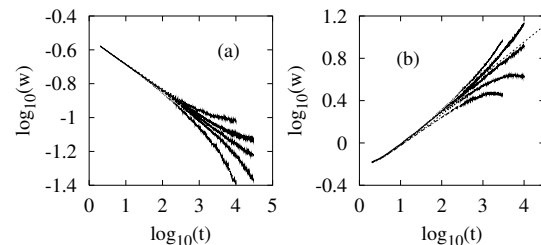


FIG. 2: (a) The time-dependent activity $w(t)$ as a function of time t for (from top) $\gamma = 0.788, 0.790, 0.791$ (critical point), 0.792 , and 0.794 (Model I). The results are averaged over 100 independent runs and simulations were done for $L = 5 \cdot 10^4$. (b) The time-dependent activity $w(t)$ as a function of time t calculated using the spreading method for (from top) $\gamma = 0.787, 0.789, 0.791$ (critical point), 0.793 , and 0.795 (Model I). The results are averaged over 10^5 independent runs. The slope of the dotted line corresponds to the DP value $\eta = 0.3137$.

critical point w typically exhibits a power-law decay $w \sim (\gamma - \gamma_c)^{-\beta}$, with a characteristic exponent β and for the critical point located at $\gamma = \gamma_c$. Moreover, we studied the time dependence of this quantity $w(t)$. One expects that at criticality this quantity has a power law decay $w(t) \sim t^{-\Theta}$, where Θ is another characteristic exponent. We also used the so-called spreading technique [15]. First, we set $h_i = \infty$ for every but one site (i_0) that was set to unity. Then we monitored the subsequent evolution of the model (actually, of interest are only sites with positive $w(i, t)$ i.e., with finite h_i) measuring the average activity of the system $w(t)$, the survival probability $P(t)$, and the averaged spread square $R^2(t) = \frac{1}{w(t)} \sum_i w(i, t)(i - i_0)^2$. One expects that at criticality: $w(t) \sim t^\eta$, $P(t) \sim t^{-\delta}$, and $R^2(t) \sim t^z$, that at the same time defines the critical exponents η , δ , and z .

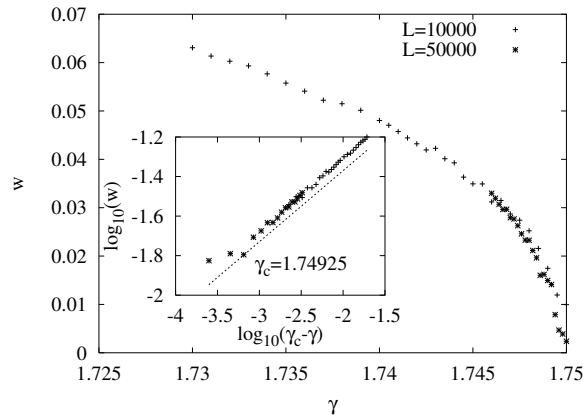


FIG. 3: The steady state activity w as a function of γ for model II. The inset shows the logarithmic scaling of w at criticality. The slope of the dotted line corresponds to $\beta = 0.36$. The simulation time was $t_{\text{sim}} = 10^5$ plus $2 \cdot 10^4$ discarded for relaxation.

First, let us describe the results obtained for model I ($p(h) = e^{-\gamma h}$). From the steady state measurements of w (Fig. 1) we estimate $\gamma_c = 0.791(1)$, and $\beta = 0.28(1)$. Such a location of the critical point is confirmed from time-dependent simulations (Fig. 2a) and the spreading method (Fig. 2b). From these data we estimate $\Theta = 0.160(2)$, $\eta = 0.317(5)$, $\delta = 0.16(1)$, and $z = 1.26(1)$. The results for $P(t)$ and $R^2(t)$ are not presented. Obtained values of critical exponents clearly show that model I belongs to the DP universality class for which [10]: $\beta = 0.2765$, $\eta = 0.3137$, $\Theta = \delta = 0.1595$ and $z = 1.265$.

Using the same procedure we studied the model II ($P(h) = h^{-\gamma}$). Some of our numerical results are shown in Fig. 3-Fig. 4. Using these data we estimate: $\gamma_c = 1.74925(5)$, $\beta = 0.36(1)$, $\Theta = 0.185(3)$, $\eta = -0.03(1)$, $\delta = 0.445(5)$, and $z = 1.19(1)$. All exponents considerably differ from DP exponents. To support these estimations, let us notice that the hyperscaling relation $\frac{z}{2} = \Theta + \delta + \eta$ is satisfied by the above values.

To have a more complete insight into the critical behaviour of our model we calculate the average interfacial width $W(t) = \langle [\sum_{i=1}^L (h(i, t) - \langle h(i, t) \rangle)]^2 \rangle^{1/2}$. At criticality this quantity typically behaves as $W(t) \sim t^{\beta'}$ where β' is the growth exponent. For model I simulations show almost linear increase of $W(t)$ with time (inset in Fig. 5) and we estimate $\beta' = 1.0(1)$. Such a value of the growth exponent indicates very strong fluctuations, which is confirmed through a visual inspection of the interface profile (Fig. 5). For model II we also observed similar strong fluctuations with β' very close to unity.

In principle, from direct calculations for CML's we can obtain an interface profile as a logarithm of the synchronization error (Fig. 6). Large fluctuations, similar to those in model I are clearly seen. However, to quantify these fluctuations and calculate e.g., the width $W(t)$, simulations on a longer time scale are required. Since for CML dynamics is defined in terms of w 's rather than

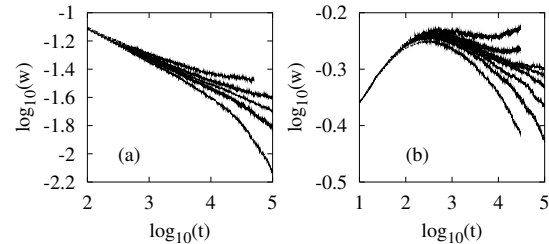


FIG. 4: (a) The time-dependent activity $w(t)$ as a function of time t for (from top) $\gamma = 1.746, 1.748, 1.74925$ (critical point), 1.750 , and 1.752 (Model II). The results are averaged over 100 independent runs and simulations were done for $L = 5 \cdot 10^4$. (b) The time-dependent activity $w(t)$ as a function of time t calculated using the spreading method for (from top) $\gamma = 1.7488, 1.749, 1.7492, 1.74925$ (critical point), $1.7493, 1.7494, 1.7496$ and 1.75 (Model II). The results are averaged over 10^5 independent runs.

h 's, simulations for longer time, which must probe states of extremely small synchronization error, severely suffer from the finite accuracy of numerical computations. Our SOS model easily allows us to examine such a long-time regime.

It is already known that some SOS-like models belong to the DP universality class. In particular, Alon et al. [13] introduced a model of interface roughening with edge evaporation. In this model the growth of the interface width is logarithmic in time and is thus much different than in our model. As far as the critical behaviour is concerned, our model seems to be more closely related with the Sneppen's model of interface spreading in environment with quenched disorder [11]. His model is driven by extremal dynamics and has the growth exponent β' close to unity. Later it was established that this model is actually equivalent to the DP model sitting exactly at the critical point [12]. Apparently, an important ingredient of the Sneppen's model is the quenched disorder. At the coarse-grained level models of interface propagation in such a medium might be described by the KPZ model with position dependent noise. The form of the noise is thus responsible for a different than KPZ behaviour, as was also confirmed for other types of noise [14]. It might indicate that a similar situation happens in the synchronization transition of discontinuous (or continuous but sufficiently steep) CML's. At the coarse-grained level such systems still are described by the BKPZ model, however with non-Gaussian noise which in effect changes the critical behaviour into DP. Clearly, it would be desirable to look at the properties of the noise in these CML's.

Critical exponents of model II shows that this model belongs to a new type of universality class. One of the questions is whether there are some other types of critical behaviour for this kind of models. It seems to us that for such models there are two ingredients that determine the

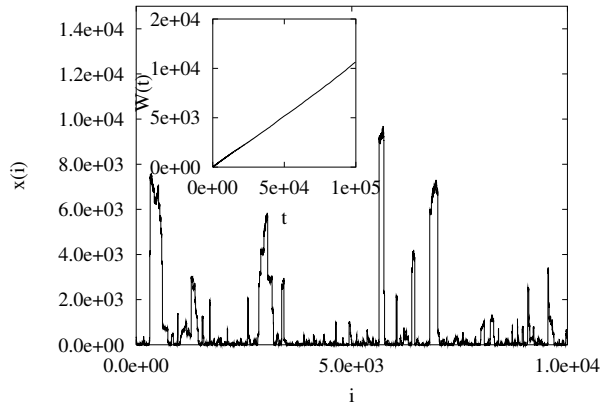


FIG. 5: The interface profile for model I at criticality ($\gamma = \gamma_c = 0.791$) after $t = 10^4$ MC steps. The inset shows that the interface width $W(t)$ grows linearly in time.

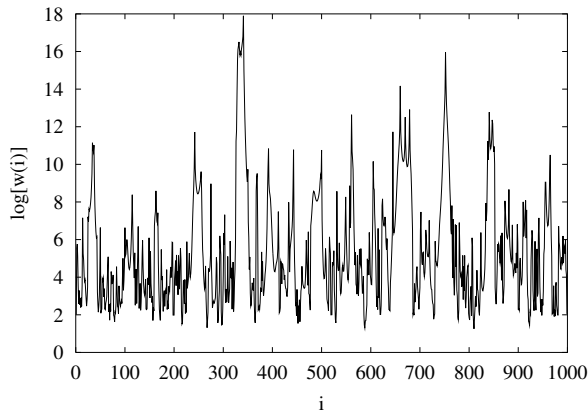


FIG. 6: The interface profile for the CML model with Bernoulli map [7] at criticality after $t = 10^2$ MC steps.

values of critical exponents. The first one, partially examined in this paper, is the form of the function $p(h)$. It would be interesting to check some other functions (e.g., $e^{-\gamma h^2}$ or $[\ln(h)]^{-\gamma}$) for a possibly new critical behaviour. The second ingredient is the form of the observable. We chose $w = e^{-h}$, and argued that this is related with the negative Lyapunov exponent of CML. But it was also shown that for CML model in BKPZ universality class the synchronization transition coincides with the vanishing of the Lyapunov exponent [7]. In such a case an exponential form of w is no longer justified and a power-law function $w = 1/h$ might be more appropriate. Such a modification might change some of the exponents but it will not affect the intrinsic critical behaviour of the model (whose dynamics is defined using height variables h_i). It would be interesting to check whether a new critical behaviour found in model II (and maybe in some other variants) has a counterpart in a synchronization transition in CML. One candidate might be a multicritical point that (possibly) joins the DP and the BKPZ lines, as recently suggested [9].

In summary, we introduced an SOS model of interface depinning which dynamics should describe the synchronization transition in coupled map lattices. Overall properties of the model indicate its relation with KPZ-like models with non-Gaussian noise. It suggests why for some maps the synchronization transition belongs to the directed percolation universality class. To check validity of our arguments, it would be desirable to examine the properties of noise in CML's. Novel critical behaviour that we reported in a certain case is also worth further studies.

This work was partially supported by the Swiss National Science Foundation and the project OFES 00-0578 "COSYC OF SENS".

-
- [1] H. Fujisaka and T. Yamada, Progr. Theor. Phys. **69**, 32 (1983). A. S. Pikovsky, Z. Phys. B **55**, 149 (1984).
 - [2] S. Boccaletti, J. Kurths, G. Osipov, D.I. Vallades, and C.S. Zhou, Phys. Rep. **366** 1 (2002).
 - [3] P. Grassberger, Phys. Rev. E **59**, R2520 (1999).
 - [4] *Theory and Applications of Coupled Map Lattices*, edited by K. Kaneko (John Wiley & Sons, Chichester, 1993)
 - [5] A. S. Pikovsky and J. Kurths, Phys. Rev. E **49**, 898 (1994).
 - [6] Y. Tu, G. Grinstein, and M. A. Muñoz, Phys. Rev. Lett. **78**, 274 (1997). M. A. Muñoz and T. Hwa, Europhys. Lett. **41**, 147 (1998).
 - [7] V. Ahlers and A. S. Pikovsky, Phys. Rev. Lett. **88**, 254101 (2002).
 - [8] L. Baroni, R. Livi and A. Torcini, Phys. Rev. E **63**, 036226 (2001).
 - [9] M. Droz and A. Lipowski, e-print: cond-mat/0211145.
 - [10] H. Hinrichsen, Adv. Phys. **49**, 815 (2000). J. Marro and R. Dickman, *Nonequilibrium phase transitions in lattice models*, (Cambridge University Press, Cambridge, U. K., 1999).
 - [11] K. Sneppen, Phys. Rev. Lett. **69**, 3539 (1992).
 - [12] Z. Olami, I. Procaccia, and R. Zeitak, Phys. Rev. E **49**, 1232 (1994).
 - [13] U. Alon, M. Evans, H. Hinrichsen, and D. Mukamel, Phys. Rev. Lett. **76**, 2746 (1996).
 - [14] A. -L. Barabási and H. E. Stanley, *Fractal concepts in surface growth*, (Cambridge University Press, Cambridge, U. K. 1995). G. Parisi, Europhys. Lett. **17**, 673 (1992). E. Medina, T. Hwa, M. Kardar, and Y.-C. Zhang, Phys. Rev. A **39**, 3053 (1989).
 - [15] P. Grassberger and A. de la Torre, Ann. Phys. (N. Y.) **122**, 373 (1979)