

Josephson effect in d-wave superconductor junctions in a lattice model

Shota SHIRAI¹ Hiroki TSUCHIURA², Yasuhiro ASANO³, Yukio TANAKA^{1,4}, Jun-ichiro INOUE¹,
Yasunari TANUMA⁵ and Satoshi KASHIWAYA⁶

¹ *Department of Applied Physics, Nagoya University, Nagoya, 464-8603, Japan*

² *SISSA, Via Beirut, 2-4 34014, Trieste, Italy*

³ *Department of Applied Physics, Hokkaido University, Sapporo 060-8628, Japan*

⁴ *Crest, Japan Science and Technology Corporation (JST), Nagoya, 464-8063, Japan*

⁵ *Institute of Physics, Kanagawa University, Rokkakubashi, Yokohama, 221-8686, Japan*

⁶ *National Institute of Advanced Industrial Science and Technology, Tsukuba, 305-8568, Japan*

(Received August 14, 2018)

Josephson current between two *d*-wave superconductors is calculated by using a lattice model. Here we consider two types of junctions, *i.e.*, the parallel junction and the mirror-type junction. The maximum Josephson current (J_c) shows a wide variety of temperature (T) dependence depending on the misorientation angles and the types of junctions. When the misorientation angles are not zero, the Josephson current shows the low-temperature anomaly because of a zero energy state (ZES) at the interfaces. In the case of mirror-type junctions, J_c has a non monotonic temperature dependence. These results are consistent with the previous results based on the quasiclassical theory. [Y. Tanaka and S. Kashiwaya: Phys. Rev. B **56** (1997) 892.] On the other hand, we find that the ZES disappears in several junctions because of the Freidel oscillations of the wave function, which is peculiar to the lattice model. In such junctions, the temperature dependence of J_c is close to the Ambegaokar-Baratoff relation.

KEYWORDS: zero-energy states, π -junction

§1. Introduction

The Josephson effect is a supercurrent flow between superconductors, where the tunneling effect of Cooper pairs arises the electric current.¹⁾ This effect is quite distinct from other quasi-particle transport phenomena in the sense that the macroscopic phase difference between the two superconductors plays an essential role. So far several expressions of the Josephson current have been derived depending on the transport regimes of the region sandwiched by two superconductors. Ambegaokar and Baratoff first derived a well known expression of the Josephson current in superconductor/insulator/superconductor (SIS) junctions in the tunneling limit (AB theory).²⁾ Next Kulik and Omelyanchuk presented a expression available for superconductor/orifice/superconductor (SOS) junction.³⁾ Then Josephson current in superconductor /normal metal / superconductor (SNS) junctions was studied in several papers.⁴⁻⁷⁾ After these works, Furusaki and Tsukada derived a general formula which covers the all junctions above on an equal footing (referred to as FT formula).⁸⁾ The applicability of these works, however, are limited to the conventional *s*-wave superconductor junctions. The FT formula was extended to various directions such as spin-singlet

unconventional superconductors⁹⁾ and spin-triplet superconductors.^{10–13)}

The physics of d -wave superconductivity has been a hot topic in solid state physics since the discovery of high T_c cuprates. In d -wave superconductor junctions, the zero-energy state (ZES)¹⁴⁾ is formed at junction interfaces because of an anomalous interference effect of a quasiparticle.^{15–26)} Since the unconventional symmetry of the pair potentials is of the essence in the ZES,^{9,27)} the ZES is not expected in conventional s -wave superconductors. One of the striking effects of the ZES is the zero-bias conductance peak (ZBCP) in normal-metal/unconventional superconductor junctions.^{9,28)} In hybrid structures consisting of high- T_c superconductors, a number of experiments observed the ZBCP.^{29–37)} The ZES affects various transport properties through junctions of unconventional superconductors.^{38–43)} The ZES also gives anomalous behaviors of the Josephson current in d -wave superconductor junctions.^{44–50)} Tanaka and Kashiwaya developed a general theory of Josephson current (TK theory) in spin-singlet unconventional junctions. In the TK theory, following three important points are taken into account: 1) an internal phase of the pair potential which induces π -junction,^{51–54)} 2) the multiple Andreev reflection, and 3) the formation of the ZES.^{44,45)} They have predicted that the current-phase relation in d -wave junctions is drastically changed from that in the usual Ambegaokar-Baratoff theory.^{44,45,55–57)} Stimulated by their theory, there are several related works appear in recent years.^{58,59)} Experiments by Il'ichev *et al.* showed that the current-phase relation of grain boundary YBCO junctions actually exhibit pronounced deviation from a simple sinusoidal current-phase relation.⁶⁰⁾ The experiments accomplished on mirror-type 45 degree junctions showed the presence of significant amount of $\sin(2\varphi)$ components, which is almost consistent with the TK theory. The anomalous enhancement of the Josephson current in low temperatures and non monotonic temperature dependence of the Josephson current were also predicted by the TK theory. The latter has been also observed in a experiment.⁶¹⁾ Although the TK theory is qualitatively consistent with several experiments, there are still several remaining problems.⁶²⁾ In the TK theory, the quasiclassical approximation^{63–67)} is employed on the derivation of the Josephson current. In high- T_c cuprates, however, the validity of the quasiclassical approximation may be questionable since the coherence length (a few nm) is not much larger than the Fermi wavelength. Thus we must check the validity of the TK theory in a reasonable way. Actually a paper reported that the atomic scale roughness drastically influences the ZES.⁶⁸⁾ In some cases, the Friedel oscillations of the wave function wash out the zero-energy peak (ZEP) in the local density of states near the interfaces.⁶⁸⁾ So far, however, such effects on the Josephson current have never been studied yet. In order to address these issues, we have developed a theory of Josephson effect where the Bogoliubov-de Gennes equation is solved numerically on a tight-binding lattice.^{49,69–72)} We calculate the current-phase relation and the temperature dependence of maximum Josephson current, J_c , for various misorientation angles in both the parallel and the mirror-type junctions. We have verified that the main conclusions in the TK theory hold, i.e., the

large enhancement of J_c , the anomalous current-phase relation and the non-monotonous temperature dependence of J_c . In addition to this, we find the absence of the ZES in some junctions. The Fermi wavelength characterizes the oscillations of the wave function. The interference effect of a quasiparticle originating from such rapid oscillations is responsible for the disappearance of the ZES. In these junctions, the current-phase relation and temperature dependence of J_c are almost explained by the AB theory. These results may serve as a guide to fabricate high- T_c junctions and predict a novel functionality originating from the formation of the ZES at the interface.^{73–77)}

The organization of this theory is as follows. In § 2, the model and formulation is introduced. In § 3, we show the numerical results of the parallel junctions. Corresponding results of the mirror-type junctions are introduced in § 4. In § 5, we summarize this paper.

§2. Model and Formulation

Let us consider the extended-Hubbard Hamiltonian on two-dimensional tight-binding model,

$$H = - \sum_{\mathbf{r}, \boldsymbol{\rho}, \sigma} t_{\mathbf{r}, \mathbf{r}+\boldsymbol{\rho}} (c_{\mathbf{r}, \sigma}^\dagger c_{\mathbf{r}+\boldsymbol{\rho}, \sigma}) - \mu \sum_{\mathbf{r}, \sigma} c_{\mathbf{r}, \sigma}^\dagger c_{\mathbf{r}, \sigma} - W/2 \sum_{\mathbf{r}, \boldsymbol{\rho}, \sigma, \sigma'} [n_{\mathbf{r}, \sigma} n_{\mathbf{r}+\boldsymbol{\rho}, \sigma'}], \quad (1)$$

where $\mathbf{r} = j\hat{\mathbf{x}} + m\hat{\mathbf{y}}$ labels a lattice site, $c_{\mathbf{r}, \sigma}^\dagger$ ($c_{\mathbf{r}, \sigma}$) is the creation (annihilation) operator of an electron at \mathbf{r} with spin σ , $n_{\mathbf{r}, \sigma}$ is the number operator. We assume the attractive interaction among the nearest neighbor sites (i.e., $W > 0$). In order to discuss Josephson effect in d -wave superconductivity, we apply the Hartree-Fock-Bogoliubov mean-field approximation. The mean-field Hamiltonian reads,

$$H_{MF} = - \sum_{\mathbf{r}, \boldsymbol{\rho}, \sigma} \{t_{\mathbf{r}, \mathbf{r}+\boldsymbol{\rho}} - \zeta_{\mathbf{r}, \mathbf{r}+\boldsymbol{\rho}}\} (c_{\mathbf{r}, \sigma}^\dagger c_{\mathbf{r}+\boldsymbol{\rho}, \sigma}) - \tilde{\mu} \sum_{\mathbf{r}, \sigma} c_{\mathbf{r}, \sigma}^\dagger c_{\mathbf{r}, \sigma} + \sum_{\mathbf{r}, \boldsymbol{\rho}} \left[\Delta_{\mathbf{r}, \mathbf{r}+\boldsymbol{\rho}} c_{\mathbf{r}, \uparrow}^\dagger c_{\mathbf{r}+\boldsymbol{\rho}, \downarrow}^\dagger + h.c. \right] + E_0, \quad (2)$$

$$E_0 = W/2 \sum_{\mathbf{r}, \boldsymbol{\rho}, \sigma, \sigma'} \langle n_{\mathbf{r}, \sigma} \rangle \langle n_{\mathbf{r}+\boldsymbol{\rho}, \sigma'} \rangle - W/2 \sum_{\mathbf{r}, \boldsymbol{\rho}, \sigma} \langle c_{\mathbf{r}, \sigma}^\dagger c_{\mathbf{r}+\boldsymbol{\rho}, \sigma} \rangle \langle c_{\mathbf{r}+\boldsymbol{\rho}, \sigma}^\dagger c_{\mathbf{r}, \sigma} \rangle + W \sum_{\mathbf{r}, \boldsymbol{\rho}} \langle c_{\mathbf{r}, \uparrow}^\dagger c_{\mathbf{r}+\boldsymbol{\rho}, \downarrow}^\dagger \rangle \langle c_{\mathbf{r}+\boldsymbol{\rho}, \downarrow} c_{\mathbf{r}, \uparrow} \rangle, \quad (3)$$

$$\tilde{\mu} = \mu + W \sum_{\boldsymbol{\rho}, \sigma} \langle n_{\boldsymbol{\rho}, \sigma} \rangle, \quad (4)$$

$$\zeta_{\mathbf{r}, \mathbf{r}+\boldsymbol{\rho}} = W \left\langle c_{\mathbf{i}, \sigma}^\dagger c_{\mathbf{i}+\boldsymbol{\rho}, \sigma} \right\rangle, \quad (5)$$

In this paper, we take units of $\hbar = k_B = 1$, where k_B is the Boltzmann constant. The vectors $\boldsymbol{\rho}$ represents four vectors connecting nearest neighbor sites. The hopping integral between the nearest neighbor sites is denoted by $t_{\mathbf{r}, \mathbf{r}+\boldsymbol{\rho}}$. We define the pair potential

$$\Delta_{\mathbf{r}, \mathbf{r}+\boldsymbol{\rho}} = -W \langle c_{\mathbf{r}+\boldsymbol{\rho}, \downarrow} c_{\mathbf{r}, \uparrow} \rangle. \quad (6)$$

In the following, we explain the method to calculate the Josephson current in a situation where the a axes of two superconductors are perpendicular to the interface. Such junctions are referred to as the (100) parallel junction in § 2. The number of the lattice sites in the x direction is N_x as shown in Fig. 1. The periodic boundary condition is assumed in the y direction. The number

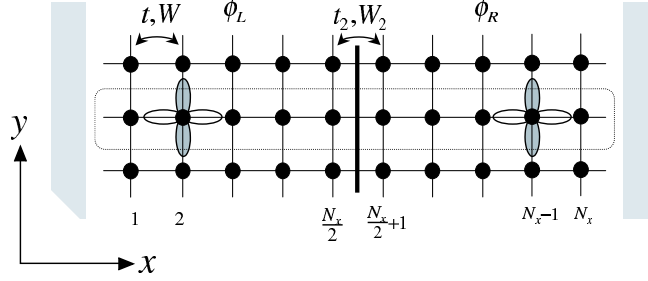


Fig. 1. Schematic figures of the (100) parallel junctions. The pair potential is illustrated on the square lattice which represents the CuO_2 plane. The solid line is the insulating barrier. The lattice sites surrounded by the dotted line corresponds to the unit cell.

of the lattice sites in the y direction is $N_y N_c$, where N_y is the number the lattice sites included in a unit cell and N_c is the number of the unit cells in the y direction, respectively. In the case of the (100) parallel junctions, $N_y = 1$. The lattice sites included in the unit cell is surrounded by the dotted line in Fig. 1. The hopping integral in superconductors is taken to be a constant t and that at the potential barrier is $t_2 e^{i\varphi/2}$, where $\varphi = \varphi_L - \varphi_R$ is the phase difference between the two superconductors. We apply the Fourier transformation in the y direction,

$$c_{j\hat{x}+m\hat{y},\sigma} = \frac{1}{N_c} \sum_k c_{j,\sigma}(k) e^{ikm}. \quad (7)$$

The Hamiltonian in Eq. (3) results in

$$H_{MF} = \sum_k \sum_{j,j'=1}^{N_x} \begin{bmatrix} c_{j,\uparrow}^\dagger(k), c_{j,\downarrow}(-k) \end{bmatrix} \begin{bmatrix} h_0(j,j') & h_d(j,j') \\ h_d^*(j,j') & -h_0^*(j,j') \end{bmatrix} \begin{bmatrix} c_{j',\uparrow}(k) \\ c_{j',\downarrow}^\dagger(-k) \end{bmatrix} + E_0, \quad (8)$$

$$h_0(j,j') = -(t + \zeta_1 + \zeta_2)f(j,j') - \tilde{\mu}\delta_{j,j'} - (\zeta_1 - \zeta_2)2\cos k \\ - t_2 e^{i\varphi/2} \delta_{j, \frac{N_x}{2}+1} \delta_{j', \frac{N_x}{2}} - t_2 e^{-i\varphi/2} \delta_{j, \frac{N_x}{2}} \delta_{j', \frac{N_x}{2}+1}, \quad (9)$$

$$h_d(j,j') = \Delta f(j,j') - \Delta \delta_{j,j'} 2\cos k, \quad (10)$$

$$f(j,j') = \delta_{j,j'+1}(1 - \delta_{j', \frac{N_x}{2}})(1 - \delta_{j', N_x}) + \delta_{j,j'-1}(1 - \delta_{j', \frac{N_x}{2}-1})(1 - \delta_{j', 1}), \quad (11)$$

By numerically solving the Bogoliubov-de Gennes (BdG) equation

$$\sum_{j'=1}^{N_x} \begin{bmatrix} h_0(j,j') & h_d(j,j') \\ h_d^*(j,j') & -h_0^*(j,j') \end{bmatrix} \begin{bmatrix} u_{k,\lambda}(j') \\ v_{k,\lambda}(j') \end{bmatrix} = E_{k,\lambda} \begin{bmatrix} u_{k,\lambda}(j) \\ v_{k,\lambda}(j) \end{bmatrix}, \quad (12)$$

the Hamiltonian in Eq. (3) can be diagonalized, where $a_{k,\sigma,\lambda}^\dagger$ is the creation operator of a Bogoliubov quasiparticle. Throughout this paper, we assume the d -wave symmetry in the pair potential and

neglect the spatial dependence of the pair potential. Thus

$$\Delta_{\mathbf{r}, \mathbf{r}+\boldsymbol{\rho}} = \begin{cases} \Delta & : \boldsymbol{\rho} = \pm \hat{\mathbf{x}} \\ -\Delta & : \boldsymbol{\rho} = \pm \hat{\mathbf{y}} \end{cases}, \quad (13)$$

where the amplitude of Δ is determined by the gap equation for the bulk superconductor in the d -wave symmetry⁷⁸⁾

$$1 = \frac{W}{4} \frac{1}{N} \sum_{\mathbf{q}} \frac{\gamma_{\mathbf{q}}^2}{E_{\mathbf{q}}} \tanh \frac{E_{\mathbf{q}}}{2T}, \quad (14)$$

$$\epsilon_{\mathbf{q}} = -(t + \zeta_1)\eta_{\mathbf{q}} - \zeta_2\gamma_{\mathbf{q}} - (\mu + 8Wn), \quad (15)$$

$$E_{\mathbf{q}} = \sqrt{\epsilon_{\mathbf{q}}^2 + \Delta^2\gamma_{\mathbf{q}}^2}, \quad (16)$$

$$\gamma_{\mathbf{q}} = 2(\cos q_x - \cos q_y), \quad (17)$$

$$\eta_{\mathbf{q}} = 2(\cos q_x + \cos q_y). \quad (18)$$

In the same way, ζ_1 , ζ_2 and n are determined by the self-consistent equations,

$$\zeta_1 = -\frac{W}{8} \frac{1}{N} \sum_{\mathbf{q}} \eta_{\mathbf{q}} \frac{\epsilon_{\mathbf{q}}}{E_{\mathbf{q}}} \tanh \frac{E_{\mathbf{q}}}{2T}, \quad (19)$$

$$\zeta_2 = -\frac{W}{8} \frac{1}{N} \sum_{\mathbf{q}} \gamma_{\mathbf{q}} \frac{\epsilon_{\mathbf{q}}}{E_{\mathbf{q}}} \tanh \frac{E_{\mathbf{q}}}{2T}, \quad (20)$$

$$n = \frac{1}{N} \sum_{\mathbf{q}} \left(1 - \frac{\epsilon_{\mathbf{q}}}{E_{\mathbf{q}}} \tanh \frac{E_{\mathbf{q}}}{2T} \right). \quad (21)$$

First, we determine the magnitude of Δ , ζ_1 , ζ_2 , and μ for $t = W$ in infinite d -wave superconductor so that $n = \langle \sum_{\sigma} n_{\mathbf{r}, \sigma} \rangle = 0.85$ is satisfied. Then the Josephson current is calculated by using these parameters.

The local density of states is defined by

$$N_j(E) = \frac{1}{N_c} \sum_{k, \lambda} \{ |u_{k, \lambda}(j)|^2 \delta(E_{k, \lambda} - E) + |v_{k, \lambda}(j)|^2 \delta(E_{k, \lambda} + E) \}. \quad (22)$$

The bulk density of states is also given in this equation with j being far from both the interface and the edge of superconductors. The free energy of the junction is calculated to be

$$F(\varphi) = -T \ln Z, \quad (23)$$

$$Z = \text{Tr} \exp(-H_{MF}/T). \quad (24)$$

The Josephson current is determined by an equation

$$J(\varphi) = J = 2e \frac{\partial F(\varphi)}{\partial \varphi}. \quad (25)$$

The application of the method to other parallel and mirror-type junctions is straightforward.

§3. Numerical Results in parallel junctions

The parallel junctions can be fabricated by introducing an insulating barrier onto the CuO_2 plane as shown in Fig. 2. When the insulating barrier is parallel to the y direction, we obtain the

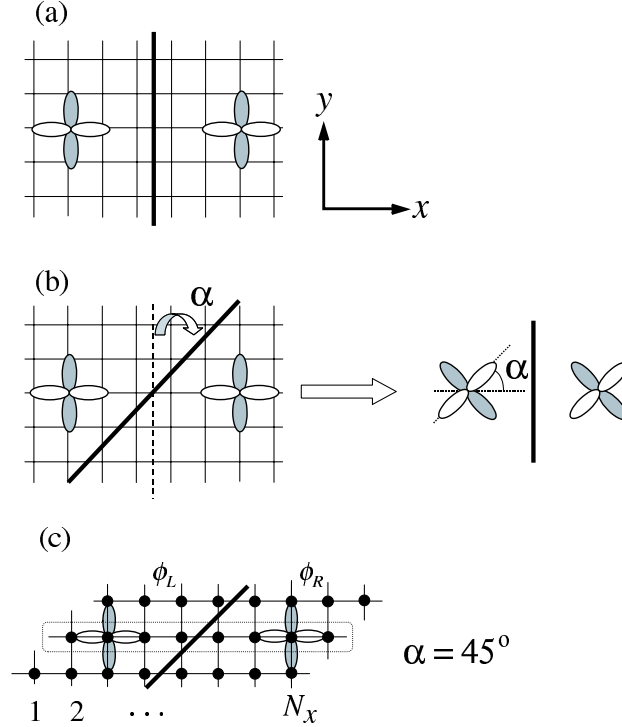


Fig. 2. Schematic figures of the parallel junctions. The pair potential is illustrated on the square lattice which represents the CuO_2 plane. The solid line is the insulating barrier introduced on the CuO_2 plane, where α is the orientation angle between the insulating layer and the a axis of high- T_c materials.

(100) parallel junctions as shown in Fig. 2 (a). The angle between the insulating layer and the y direction is the orientation angle α as shown in Fig. 2 (b). Effects of insulating barrier is taken into account through the hopping integral across the barrier, $t_2 = 0.05t$. When we calculate the free energy, the size of the unit cell in x direction is taken to be $N_x = 100$ for all junctions in this paper. The size of the unit cell in the y direction, N_y , depends on α . In the case of $\alpha = 45^\circ$, for instance, $N_y = 1$ as shown in Fig. 2 (c), where the lattice sites surrounded by the dotted line correspond to the unit cell. The number of unit cells in the y direction is fixed at $N_c = 200$ which corresponds to the number of k in the summation of Eq. (7). In the following, we show the calculated results in (100), (110), (120) and (130) parallel junctions, where $\alpha = 0^\circ, 45^\circ, 26.5^\circ$ and 18.4° , respectively.

In Fig. 3 (a), we illustrate the (100) parallel junction, where $\alpha = 0^\circ$ and the unit cell used in the calculation is indicated by the dotted line. In Fig. 3 (b), we show the local density of state at the lattice site A and the bulk density of states, where $\varphi = \pi$ and $T = 0$. The horizontal axis is the energy of a quasiparticle measured from the Fermi energy, where Δ_0 is the amplitude of the pair potential at the zero-temperature. There is no peak at the zero-energy in the local density of states.

The results indicate no ZES at the interface, which are consistent with the TK theory. In Fig. 3 (c) and (d), we show the current-phase relation at $T = 0$ and the maximum Josephson current as a function of temperatures, respectively. The Josephson current is proportional to $\sin \varphi$ and takes its maximum at $\varphi = 0.5\pi$ as shown in (c). The temperature dependence of J_c is described well by the Ambegaokar-Baratoff relation as shown in (d).

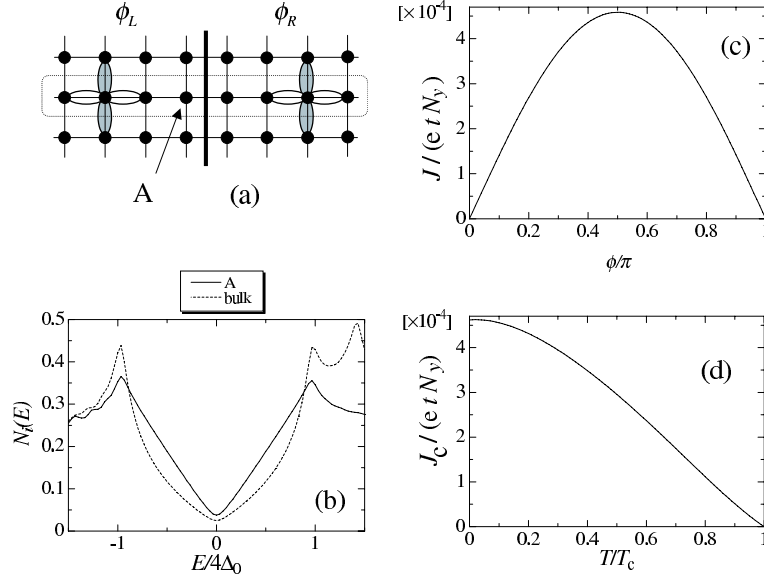


Fig. 3. The (100) parallel junction is illustrated in (a). The local density of states at a lattice site A and the bulk density of states are shown in (b). The current-phase relation at $T = 0$ and the temperature dependence of J_c are shown in (c) and (d), respectively.

In Fig. 4, we illustrate the (110) parallel junction in (a), where $\alpha = 45^\circ$, $N_y = 1$ and the unit cell used in the calculation is indicated by the dotted line. In Fig. 4 (b), we show the local density of state at the lattice site A and the bulk density of states, where $\varphi = \pi$ and $T = 0$. There is a large zero-energy peak (ZEP) in the local density of states at A , whereas there is no ZEP in the bulk density of states. The results indicate the presence of the ZES near the interface, which affects the Josephson current. In Fig. 4 (c) and (d), we show the current-phase relation for several T and J_c as a function of temperatures, respectively. In low temperatures, the Josephson current deviates from the sinusoidal function of φ because the resonant tunneling via the ZES enhances the transmission of Cooper pairs, which results in the multiple Andreev reflection. As a consequence, the current-phase relation becomes similar to that in SOS junctions.⁴⁾ The Josephson current takes its maximum at $\varphi = 0.75\pi$ at $T = 0$. In Fig. 4 (d), J_c increases rapidly with decreasing temperatures, which is called the low-temperature anomaly. The ZES is responsible for the low-temperature anomaly in the Josephson current. These results are consistent with the TK theory.

In Fig. 5, we illustrate the (120) parallel junction in (a), where $\alpha = 26.5^\circ$, $N_y = 2$ and the

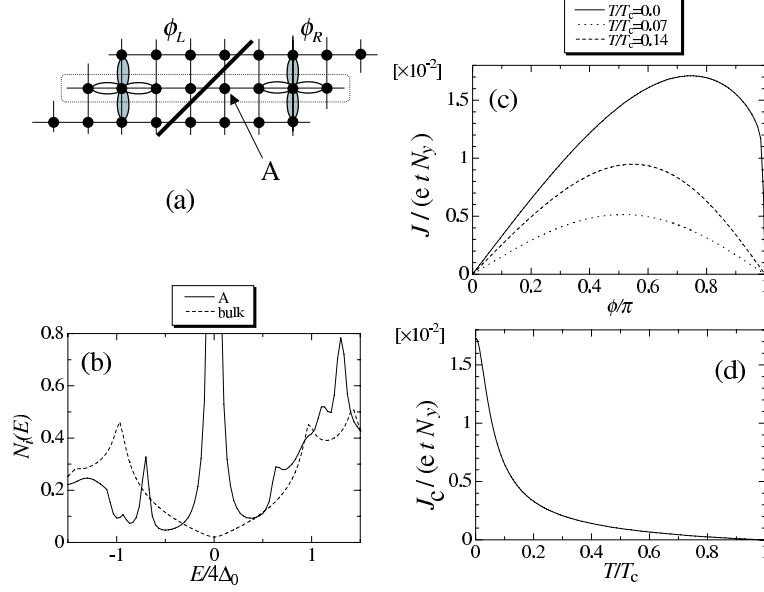


Fig. 4. The (110) parallel junction is illustrated in (a). The local density of states at a lattice site A and the bulk density of states are shown in (b). The current-phase relation and the temperature dependence of J_c are shown in (c) and (d), respectively.

unit cell used in the calculation is indicated by the dotted line. There are two different lattice sites at the interface. From the site A , the hopping in $-x$ direction goes across the insulating barrier. On the other hand, the hopping in $-x$ and $+y$ directions go beyond the insulator from the site B as shown in Fig. 5 (a). In Fig. 5 (b), we show the local density of state at the lattice sites A and B , where $\varphi = \pi$ and $T = 0$. For comparison, we also show the bulk density of states. According to the TK theory, a peak at the zero-energy is expected in the local density of states at both A and B . The results in Fig. 5 (b), however, do not show peak structures around the zero-energy, which contradicts to the TK theory. The disappearance of the ZES can be explained in terms of the Friedel oscillations of the wave function. The period in the spatial oscillations of the wave function is characterized by the Fermi wave length. The Fermi surface near the half-filling has almost the square shape and the Fermi wave length corresponds to two lattice constants. Thus the wave functions of the ZES at A and B cancelled with each other. The absence of the ZES was also reported in the local density of states at the (120) surface in the extended Hubbard model⁶⁸⁾ and $t - J$ model.^{95,96)} In Figs. 5 (c) and (d), we show the current-phase relation at $T = 0$ and J_c as a function of temperatures, respectively, where the results are normalized by $N_y = 2$. The Josephson current shows the sinusoidal current-phase relation even at $T = 0$. This is because the resonant transmission of Cooper pairs is suppressed in the absence of the ZES and the contributions of the multiple Andreev reflection are negligible. In Fig. 5 (d), J_c shows the saturation in low temperatures for $T < 0.15T_c$, which are qualitatively same with those in the AB theory. At the zero-temperature, J_c in the (120) junction is as large as 1.8 times of J_c in the (100)

junction. This is because three hopping paths go over the barrier in the unit cell of the (120) junctions, whereas the two superconductors are connected by only one hopping path in the unit cell of the (100) junction. In the (120) junctions, the ZES disappears because of the interference effect of a quasiparticle. This is a direct consequence of the electronic structures in the lattice model near the half-filling.

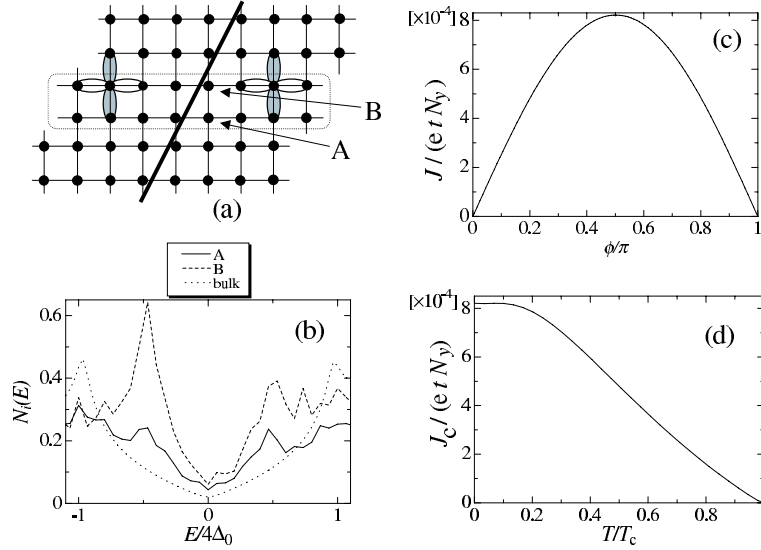


Fig. 5. The (120) parallel junction is illustrated in (a). The local density of states at A and B , and the bulk density of states are shown in (b). The current-phase relation and the temperature dependence of J_c are shown in (c) and (d), respectively.

In Fig. 6, we illustrate the (130) parallel junction in (a), where $\alpha = 18.4^\circ$, $N_y = 3$ and the unit cell used in the calculation is indicated by the dotted line. There are three different lattice sites at the interface as indicated by A , B and C . In Fig. 6 (b), we show the bulk density of states and the local density of state at A , B and C , where $\varphi = \pi$ and $T = 0$. The local density of states at A and C shows a large peak at the zero-energy, whereas there is no ZEP in the density of states at B . The absence of the ZES at B can be also explained by the Friedel oscillations of the wave function. The waves propagating from A and C interfere destructively with that at B in this case. As shown in the local density of states in the (120) and the (130) junctions, the number of columns in the y direction included in the unit cell, N_y , dominates the presence or the absence of the ZES. When N_y is odd integers, the ZES appears at the interface. In the case of even integers, on the other hand, we find no ZES. In Figs. 6 (c) and (d), we show the current-phase relation at $T = 0$ and J_c as a function of temperatures, respectively. The Josephson current deviates from $\sin \varphi$ because of the resonant transmission of Cooper pairs through the ZES's at A and C . The degree of the deviation is rather small when we compare the results in Fig. 6 (c) with those in Fig. 4(c). This is because the ZES is absent at B and the degree of the resonance in the (130) junctions is weaker than that in the (110) junctions. Actually, the Josephson current takes its maximum at $\varphi = 0.61\pi$

in the (130) junctions, whereas $\varphi = 0.75\pi$ characterizes the J_c in the (110) junctions. In Fig. 6 (d), J_c shows the low-temperature anomaly as well as that in the (110) junctions and increases rapidly with decreasing temperatures.

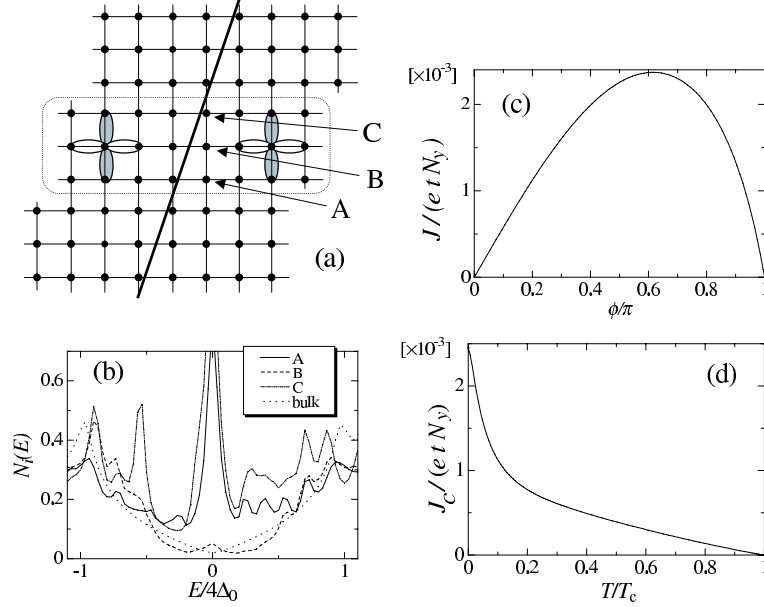


Fig. 6. The (130) parallel junction is illustrated in (a). The local density of states at lattice sites A , B and C are shown in (b). The current-phase relation and the temperature dependence of J_c are shown in (c) and (d), respectively.

§4. Numerical Results in mirror-type junctions

To fabricate the mirror-type junctions, we first cut the two CuO_2 planes along the line oriented by α from the a axis as shown in Fig. 7, where the thick solid lines indicate the cutting lines. Then we attach one cutting line to the other. The cutting line corresponds to the insulating barrier as shown in Fig. 7 (b). In experiments, the mirror-type junction can be fabricated on bicrystal substrates, where the grain boundary formed between the superconductors on the different crystal axes insulates the two superconductors. In the following, we show the calculated results in the (110), (120) and (130) junctions as well as those in the parallel junctions. We note that the (100) mirror-type junction is essentially the same with the (100) parallel junction.

In Fig. 8, we illustrate the (110) mirror-type junction in (a), where $\alpha = 45^\circ$, $N_y = 1$ and the unit cell used in the calculation is indicated by the dotted line. In Fig. 8 (b), we show the local density of state at the lattice site A and the bulk density of states, where $\varphi = \pi$ and $T = 0$. In addition to the hopping between A and B , (t_2), we also consider the hopping between A and C , ($t_3 = 1/\sqrt{2}t_2$). The local density of states shows a large ZEP as shown in the solid line. These results are qualitatively the same with those in the (110) parallel junctions. For comparison, we show the density of states at A in the absence of the hopping between A and C , (i.e., $t_3=0$). In this case, the

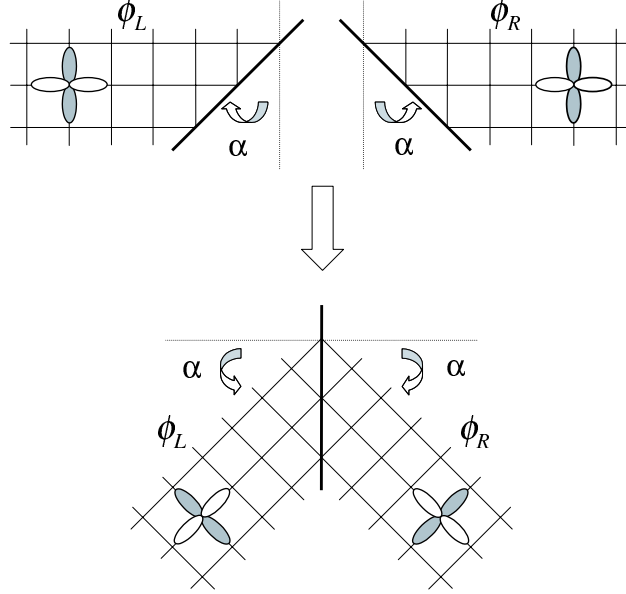


Fig. 7. Schematic figures of the mirror type junctions.

ZEP splits into two peaks as shown with the broken line. It is known that the disordered potential near the interface splits the ZBCP.⁸⁸⁾ Since the absence of t_3 is considered to be an imperfection at the interface, the origin of the splitting in Fig 8 (b) can be explained in the same way with that found in the disordered junctions.⁸⁸⁾ In Fig. 8 (c) and (d), we show the current-phase relation at $T = 0$ and the maximum Josephson current as a function of temperatures, respectively. At $T = 0$, the Josephson current deviates from $\sin \varphi$ because the resonant tunneling via the ZES enhances the transmission of Cooper pairs. The Josephson current at $T = 0$ takes its maximum at $\varphi = 0.75\pi$ as well as that in the (110) parallel junction. In Fig. 8 (d), J_c shows the low-temperature anomaly because of the ZES. We note that the Josephson current in the (110) mirror-type junction flows opposite direction to that in the (110) parallel junction. These results are consistent with the TK theory.

In Fig. 9, we illustrate the (120) mirror type junction in (a), where $\alpha = 26.5^\circ$, $N_y = 2$ and the unit cell used in the calculation is indicated by the dotted line. There are four different lattice sites near the interface as indicated by A , B , C and D . In addition to the hopping between A and C (t_2), we also consider the hopping between B and D , where we assume $t_3 = t_2/2$. In Fig. 9 (b), we show the local density of state at A and B , where $\varphi = \pi$ and $T = 0$. For comparison, we also show the bulk density of states. The results show the absence of the ZEP, which contradicts to the TK theory. The disappearance of the ZES in this case can be also explained in the same way as that found in the (120) parallel junctions. Since the Fermi wavelength corresponds to two lattice constants, the wave functions of the ZES at A and B cancelled with each other. In Figs. 9 (c) and (d), we show the current-phase relation at $T = 0$ and the maximum Josephson current as a function of temperatures, respectively. The Josephson current shows the sinusoidal current-phase

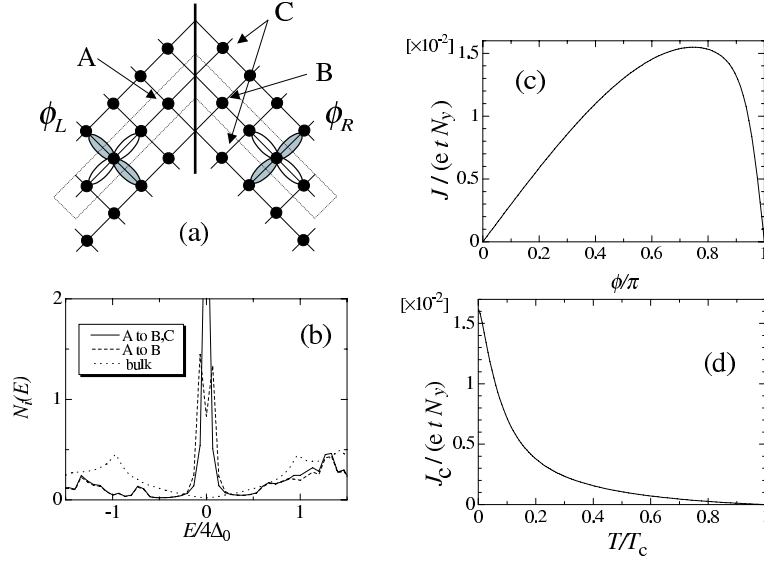


Fig. 8. The (110) mirror type junction is illustrated in (a). The local density of states at a lattice site A and the bulk density of states are shown in (b). We consider the hopping between A and C (t_3) in the solid line and t_3 is set to be zero in the broken line. The current-phase relation and the temperature dependence of J_c are shown in (c) and (d), respectively.

relation even at $T = 0$ because the resonant transmission of Cooper pairs is suppressed in the absence of the ZES. In Fig. 9 (d), J_c does not show the low-temperature anomaly. In (120) mirror type junctions, the ZES also disappears because of the interference effect of a quasiparticle, which is one of characteristic features in the lattice model.

In Fig. 10, we illustrate the (130) mirror type junction in (a), where $\alpha = 18.4^\circ$, $N_y = 3$ and the unit cell used in the calculation is indicated by the dotted line. There are three different lattice sites at the interface as indicated by A , B and C . In addition to the hopping in the $+x$ direction from A (t_2), we consider the hopping from B ($t_3 = t_2/2$) and from C ($t_4 = t_2/3$) across the insulating barrier. In Fig. 10 (b), we show the bulk density of states and the local density of state at A , B and C , where $\varphi = \pi$ and $T = 0$. The local density of states at A and C show a large ZEP, whereas there is no ZEP in the density of states at B . The absence of the ZEP at B is also explained by the Friedel oscillations of the wave functions. In Figs. 10 (c) and (d), we show the current-phase relation at $T = 0$ and J_c as a function of temperatures, respectively. The Josephson current deviates the sinusoidal function of φ because of the resonant tunneling of Cooper pairs via the ZES. In Fig. 10 (d), J_c vanishes at $T = 0.33T_c$. Then J_c rapidly increases with the decrease of temperatures. The minimum point of $F(\varphi)$ is changed from $\varphi = 0$ to $\varphi = \pi$, when temperatures decreases across $0.33T_c$. Thus the junction becomes the 0-junction for $T > 0.33T_c$ and the π -junction for $T < 0.33T_c$. At $T = 0.33T_c$, the supercurrent flow changes its direction, which is a characteristic behavior of the Josephson current in the mirror-type junctions.

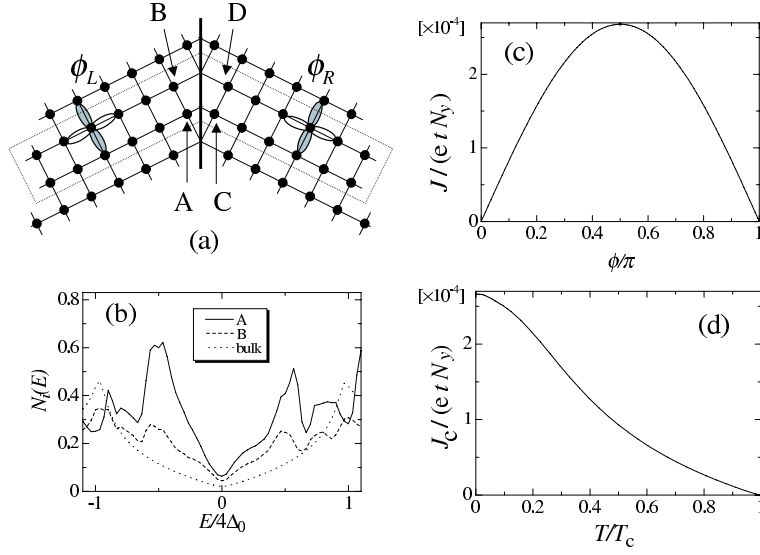


Fig. 9. The (120) mirror type junction is illustrated in (a). The local density of states at A and B , and the bulk density of states are shown in (b). The current-phase relation and the temperature dependence of J_c are shown in (c) and (d), respectively.

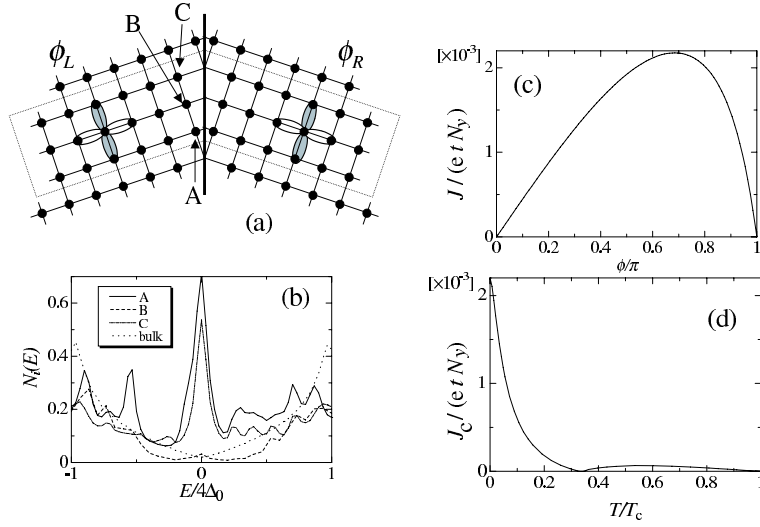


Fig. 10. The (130) mirror type junction is illustrated in (a). The local density of states at lattice sites A , B and C are shown in (b). The current-phase relation and the temperature dependence of J_c are shown in (c) and (d), respectively.

§5. Conclusions

In this paper, the Josephson current in d -wave superconductor / d -wave superconductor junctions is calculated based on a lattice model. Here we consider two types of junctions, (*i.e.*, the parallel junction and the mirror-type junction) with several misorientation angles. In both types of junctions, J_c shows the low-temperature anomaly in the presence of the ZES at the junction interface. In such situation, the current-phase relation deviates significantly from a sinusoidal function of φ . We find the ZES in the (110) and (130) junctions. In the (100) and (120) junctions, on the other hand, we find no ZES near the interface. The theory by Tanaka and Kashiwaya (TK theory) predicted the presence of the ZES in the junctions other than the (100) junctions. Thus the absence of the ZES in the (100) junction is consistent with the TK theory. The calculated results in the (120) junction, however, contradict to the TK theory. In the TK theory, the quasiclassical approximation is employed to derive the Josephson current formula. The approximation is justified when the coherence length is much larger than the Fermi wave length. The electronic structures in high- T_c superconductors may be described by those in the two-dimensional tight-binding model near the half-filling. The coherence length is considered to be comparable to the Fermi wavelength. Indeed, the wave function of a quasiparticle at the zero-energy interferes destructively near the interface of the (120) junctions, which leads to the absence of the ZES. This interference effect is peculiar to the tight-binding model near the half-filling. Since there is no ZES at the interface, the current-phase relation becomes the sinusoidal function of φ and the temperature dependence of the maximum Josephson current is close to the results in the Ambegaokar-Baratoff theory. However, when the electron density per site deviates far away from the half-filling, such destructive interference effect does not happen and ZES recovers.⁶⁸⁾ In this case, the Josephson current is expected to be consistent with TK theory. The characteristic behavior of the Josephson current in two types of junctions is qualitatively different from each other. In the (110) junctions, the direction of the supercurrent flow in the parallel junction is opposite to that in the mirror-type junction. Furthermore, we have found non-monotonic temperature dependence of J_c in the (130) mirror-type junction. These results are consistent with the TK theory. In this study, we have confirmed that main conclusions of the TK theory: i) the enhancement of J_c at low temperatures and ii) non monotonous temperature dependence of J_c , are valid even if we consider much more realistic electronic structures in high- T_c materials.

There are several remaining problems. In the present study, flat interfaces are assumed for the simplicity. Since random potentials near the interface suppress the ZES,^{49, 50, 79–89)} it may be important to clarify effects of the atomic scale roughness on the Josephson current.

In the present paper, the spatial depletion of the pair potential is not taken into account for simplicity. To our knowledge, this treatment would not seriously modify the conclusion of this paper unless subdominant components of the pair potential do not break the time reversal

symmetry.⁹⁾ When subdominant s or d_{xy} component breaks the time reversal symmetry near the interface, however, the temperature dependence of J_c would be seriously changed by such broken time reversal symmetry state (BTRSS).⁴⁶⁾ Although there are several works about the BTRSS,^{90–104)} it has not been established yet if such state is really realized at the interface.^{105–110)} However, from the theoretical view point, the extension of the present theory in this direction is a challenging future problem.

In the present paper, we only focus on the dc Josephson effect at the zero bias-voltage across the junctions. It is also interesting to study the quasiparticle current and the ac Josephson effect^{111–113)} in the present approach.

Acknowledgements

This work was partially supported by the Core Research for Evolutional Science and Technology (CREST) of the Japan Science and Technology Corporation (JST). The computational aspect of this work has been performed at the facilities of the Supercomputer Center, Institute of Solid State Physics, University of Tokyo and the Computer Center. J.I. acknowledges support by the NEDO international Joint Research project "Nano-scale Magnetoelectronics".

-
- 1) B. D. Josephson: Phys. Lett. **1** (1962) 251.
 - 2) V. Ambegaokar and A. Baratoff: Phys. Rev. Lett. **10** (1963) 486.
 - 3) I. O. Kulik: Zh. Eksp. Teor. Fiz. **49** (1965) 1211 [Sov. Phys. JETP **22** (1966) 841]; I. O. Kulik: Zh. Eksp. Teor. Fiz. **57** (1969) 1745 [Sov. Phys. JETP **30** (1970) 944].
 - 4) I. O. Kulik and A. N. Omelyanchuk: Fiz. Nizk. Temp. **3** (1978) 1977 [Sov. Phys. JETP **22** (1966) 841]
 - 5) C. Ishii: Prog. Theor. Phys. **44** (1970) 1525; C. Ishii: Prog. Theor. Phys. **47** (1972) 1464.
 - 6) J. Bardeen and J. L. Johnson, Phys. Rev. B **5** 72 (1972).
 - 7) K. K. Likharev, Rev. Mod. Phys. **51**, 101 (1979).
 - 8) A. Furusaki and M. Tsukada: Solid State Commun. **78** (1991) 299.
 - 9) S. Kashiwaya and Y. Tanaka: Rep. Prog. Phys. **63** (2000) 1641;
 - 10) Y. Asano: Phys. Rev. B **64** (2001) 224515.
 - 11) Y. Asano: J. Phys. Soc. Jpn. **71** (2002) 905.
 - 12) Y. Asano and K. Katabuchi: J. Phys. Soc. Jpn. **71** (2002) 1974.
 - 13) Y. Asano, Y. Tanaka, M. Sigrist and S. Kashiwaya: cond-mat/0212353.
 - 14) C. R. Hu: Phys. Rev. Lett. **72** (1994) 1526.
 - 15) M. Matsumoto and H. Shiba, J. Phys. Soc. Jpn. **64** (1995) 1703.
 - 16) Y. Nagato and K. Nagai, Phys. Rev. B **51** (1995) 16254.
 - 17) Y. Ohashi, J. Phys. Soc. Jpn. **65** (1996) 823; Y. Ohashi and S. Takada, J. Phys. Soc. Jpn. **65** (1996) 246.
 - 18) Y. Tanuma, Y. Tanaka, M. Yamashiro and S. Kashiwaya : Phys. Rev. B **57** (1998) 7997; Y. Tanuma, Y. Tanaka, K. Kuroki and S. Kashiwaya: Phys. Rev. B **64** (2001) 214510; Y. Tanuma, K. Kuroki Y. Tanaka, R. Arita, S. Kashiwaya and H. Aoki: Phys. Rev. B **66** (2002) 094507; Y. Tanuma, K. Kuroki Y. Tanaka, and S. Kashiwaya: Phys. Rev. B **66** (2002) 174502.
 - 19) M. Yamashiro, Y. Tanaka and S. Kashiwaya: Phys. Rev. B **56** (1997) 7847; M. Yamashiro, Y. Tanaka Y. Tanuma and S. Kashiwaya: J. Phys. Soc. Jpn. **68** (1999) 2019; M. Yamashiro, Y. Tanaka N. Yoshida and S. Kashiwaya: J. Phys. Soc. Jpn. **67** (1998) 3224.
 - 20) Y. Tanaka, H. Tsuchiura, Y. Tanuma and S. Kashiwaya: J. Phys. Soc. Jpn. **71** (2002) 271; Y. Tanaka, Y. Tanuma

- K. Kuroki and S. Kashiwaya: J. Phys. Soc. Jpn. **71** (2002) 2102.
- 21) H.X. Tang, Jian-Xin Zhu and Z.D. Wang: Phys. Rev. B **54** (1996) 12509; Jian-Xin Zhu H. X. Tanak and Z.D. Wang: Phys. Rev. B **54** (1996) 7354.
 - 22) N. Stefanakis: Phys. Rev. B **64**, 224502 (2001).
 - 23) Shin-Tza Wu and Chung-Yu Mou: Phys. Rev. B **67**, 024503 (2003); Shin-Tza Wu and Chung-Yu Mou: Phys. Rev. B **66**, 012512 (2002).
 - 24) Z. C. Dong, D. Y. Xing, and Jinming Dong: Phys. Rev. B **65**, 214512 (2002); Z. C. Dong, D. Y. Xing, Z. D. Wang, Ziming Zheng, and Jinming Dong: Phys. Rev. B **63**, 144520 (2001).
 - 25) Yu. S. Barash, M. S. Kalenkov, and J. Kurkijarvi Phys. Rev. B **62**, 6665 (2000).
 - 26) S. Higashitani: J. Phys. Soc. Jpn. **66** 2556 (1997).
 - 27) T. Löfwander, V. S. Shumeiko and G. Wendin, Supercond. Sci. Technol. **14**, (2001) R53; C.C. Tsuei and J. R. Kirtley, Rev. Mod. Phys. **72** (2000) 969.
 - 28) Y. Tanaka and S. Kashiwaya: Phys. Rev. Lett. **74** (1995) 3451.
 - 29) L. Alff, H. Takashima, S. Kashiwaya, N. Terada, H. Ihara, Y. Tanaka, M. Koyanagi and K. Kajimura: Phys. Rev. B **55** (1997) 14757.
 - 30) J. Y. T. Wei, N.-C. Yeh, D. F. Garrigus and M. Strasik: Phys. Rev. Lett. **81** (1998) 2542.
 - 31) W. Wang, M. Yamazaki, K. Lee and I. Iguchi: Phys. Rev. B **60** (1999) 4272.
 - 32) I. Iguchi, W. Wang, M. Yamazaki, Y. Tanaka, and S. Kashiwaya: Phys. Rev. B **62** (2000) R6131.
 - 33) S. Kashiwaya and Y. Tanaka: Rep. Prog. Phys. **63** (2000) 1641.
 - 34) S. Kashiwaya, Y. Tanaka, M. Koyanagi, H. Takashima and K. Kajimura: Phys. Rev. B **51** (1995) 1350.
 - 35) S. Kashiwaya, Y. Tanaka, M. Koyanagi and K. Kajimura: Phys. Rev. B **53** (1996) 2667.
 - 36) A. Sawa, S. Kashiwaya, H. Obara, H. Yamasaki, M. Koyanagi, Y. Tanaka and N. Yoshida: Physica C **339** (2000) 107.
 - 37) H. Kashiwaya, A. Sawa, S. Kashiwaya, H. Yamazaki, M. Koyanagi, I. Kurosawa, Y. Tanaka, and I. Iguchi: Physica C **357-360** (2001) 1610.
 - 38) J-X. Zhu, B. Friedman, and C. S. Ting: Phys. Rev. B **59** (1999) 9558.
 - 39) S. Kashiwaya *et al.*: Phys. Rev. B **60** (1999) 3527.
 - 40) I. Zutic and O. T. Valls: Phys. Rev. B **60** (1999) 6320.
 - 41) N. Yoshida, Y. Tanaka, J. Inoue, and S. Kashiwaya: J. Phys. Soc. Jpn. **68** (1999) 1071.
 - 42) T. Hirai, N. Yoshida, Y. Tanaka, J. Inoue and S. Kashiwaya: J. Phys. Soc. Jpn. **70** (2001) 1885.
 - 43) N. Yoshida, H. Itoh, T. Hirai, Y. Tanaka, J. Inoue and S. Kashiwaya: Physica C **367** (2002) 135.
 - 44) Y. Tanaka and S. Kashiwaya: Phys. Rev. B **53** (1996) 11957
 - 45) Y. Tanaka and S. Kashiwaya: Phys. Rev. B **56** (1997) 892
 - 46) Y. Tanaka and S. Kashiwaya: Phys. Rev. B **58** (1998) R2948
 - 47) Y. Tanaka and S. Kashiwaya: J. Phys. Soc. Jpn. **68** (1999) 3485; J. Phys. Soc. Jpn. **69** (2000) 1152.
 - 48) Y. Tanaka, T. Hirai, K. Kusakabe and S. Kashiwaya: Phys. Rev. B **60** (1999) 6308; T. Hirai, K. Kusakabe and Y. Tanaka Physica C **336** (2000) 107; K. Kusakabe and Y. Tanaka; Physica C **367** (2002) 123; K. Kusakabe and Y. Tanaka; J. Phys. Chem. Solids **63** (2002) 1511.
 - 49) Y. Asano: Phys. Rev. B **63** (2001) 052512.
 - 50) Y. Asano: Phys. Rev. B **64** (2001) 014511.
 - 51) D. J. Van Harlingen: Rev. Mod. Phys. **67** (1995) 515.
 - 52) V.B. Geshkenbein, A.I. Larkin and A. Barone, Phys. Rev. B **36** (1987) 365.
 - 53) M. Sigrist and T. M. Rice: J. Phys. Soc. Jpn. **61** (1992) 4283; Rev. Mod. Phys. **67** (1995) 503.
 - 54) Y. Tanaka: Phys. Rev. Lett. **72** (1994) 3871;
 - 55) R.A. Riedel and P.F. Bagwell: Phys. Rev. B **57** (1998) 6084.
 - 56) M.P. Samanta and S. Datta: Phys. Rev. B **55** (1997) R8689.
 - 57) Y. S. Barash, H. Burkhardt and D. Rainer, Phys. Rev. Lett. **77** (1996) 4070.
 - 58) N. Stefanakis: Phys. Rev. B **65**, (2002) 064533.
 - 59) Yu. S. Barash, A. M. Bobkov, and M. Fogelstrom: Phys. Rev. B **64** (2001) 214503; Yu. S. Barash: Phys. Rev.

- B **61** (2000) 678.
- 60) E. Il'ichev, V. Zakosarenko R. P. IJsselsteijn, H.-G. Meyer and H.E. Hoenig: Phys. Rev. Lett. **81** (1998) 894.
 - 61) E. Ilichev, M. Grajcar, R. Hlubina, R.P. IJsselsteijn, H.E. Hoenig, H.-G. Meyer, A. Golubov, M. H. S. Amin, A. M. Zagoskin, A. N. Omelyanchouk and M. Yu. Kuprianov: Phys. Rev. Lett. **86** (2001) 53
 - 62) H. Arie, K. Yasuda, H. Kobayashi and I. Iguchi: Phys. Rev. B **62** (2000) 11864.
 - 63) G. Eilenberger: Z. Phys. **214** (1968) 195.
 - 64) A. I. Larkin and Yu. N. Ovchinnikov: Eksp. Teor. Fiz. **55** (1968) 2262.[Sov. Phys. JETP **28** (1968) 1200.]
 - 65) A. V. Zaitsev: Zh. Eksp. Teor. Fiz. **86** (1984) 1742. [Sov. Phys. JETP **59** (1984) 1015.]
 - 66) A. L. Schelankov: J. Low. Tem. Phys. **60** (1985) 29.
 - 67) C. Bruder: Phys. Rev. B **41** (1990) 4017.
 - 68) Y. Tanuma, Y. Tanaka, M. Yamashiro and S. Kashiwaya : Phys. Rev. B **57** (1998) 7997.
 - 69) J. J. Hogan-O'Neill, A. M. Martin and J. F. Annett Phys. Rev. B **60** (1999) 3568.
 - 70) N. Kawai, H. Tsuchiura, Y. Tanaka, and J. Inoue: J. Phys. Soc. Jpn. **68** (1999) 3166.
 - 71) H. Tsuchiura, Y. Tanaka, M. Ogata and S. Kashiwaya: Physica C **352** (2001) 165.
 - 72) S. Shirai, H. Tsuchiura, Y. Tanaka, J. Inoue and S. Kashiwaya: Physica C **357-360** (2001) 1584; S. Shirai, H. Tsuchiura, Y. Tanaka, J. Inoue and S. Kashiwaya: J. Low Temp. Phys. **130** (2003).
 - 73) H. Hilgenkamp, J. Mannhart and B. Mayer: Phys. Rev. B **53** (1996) 14586.
 - 74) F. Lonbardi, F. Tafuri, F. Ricci, F. Miletto Granozio, A. Barone, G. Testa, E. Sarnelli, J. R. Kirtley and C. C. Tsuei: Phys. Rev. Lett. **89** (2002) 207001.
 - 75) H. J. H. Smilde, Ariando, D. H. A. Blanko, G. J. Gerritsma, H. Hilgenkamp, and H. Rogalla: Phys. Rev. Lett. **88** (2002) 057004.
 - 76) H. Hilgenkamp and J. Mannhart: Rev. Mod. Phys. **74** (2002) 485.
 - 77) T. Imaizumi, T. Kawai, T. Uchiyama, and I. Iguchi Phys. Rev. Lett. **89** (2002) 017005.
 - 78) H. Tsuchiura, Y. Tanaka and Y. Ushijima: J. Phys. Soc. Jpn **64** (1995) 922.
 - 79) Y. S. Barash, A. A. Svidzinsky and H. Burkhardt: Phys. Rev. B **55** (1997) 15282.
 - 80) A. A. Golubov, M. Y. Kupriyanov: Pis'ma Zh. Eksp. Teor. fiz **69** (1999) 242.[Sov. Phys. JETP Lett. **69** (1999) 262.]; **67** (1998) 478.[Sov. Phys. JETP Lett. **67** (1998) 501.]
 - 81) A. Poenicke, Yu. S. Barash, C. Bruder, and V. Istyukov: Phys. Rev. B **59** (1999) 7102.
 - 82) K. Yamada, Y. Nagato, S. Higashitani and K. Nagai: J. Phys. Soc. Jpn. **65** (1996) 1540.
 - 83) T. Lück, U. Eckern, and A. Shelankov: Phys. Rev. B **63** (2002) 064510.
 - 84) Y. Tanaka, Yu. V. Nazarov and S. Kashiwaya: cond-mat/0208009.
 - 85) H. Itoh, Y. Tanaka, J. Inoue, and S. Kashiwaya: Physica C **367** (2002) 99; N. Yoshida, Y. Asano, H. Itoh, Y. Tanaka, J. Inoue and S. Kashiwaya J. Phys. Soc. Jpn. **72** No. 4 (2003)
 - 86) H. Itoh, N. Kitaura, Y. Yoshida, Y. Tanaka, J. Inoue, Y. Asano, and S. Kashiwaya: TOWARD THE CONTROL-LABLE QUANTUM STATES, pp. 173-178,World Scientific Publishing (2003), edited by H. Takayanagi and J. Nitta
 - 87) Y. Asano and Y. Tanaka: Phys. Rev. B **65** (2002) 064522.
 - 88) Y. Asano, Y. Tanaka and S. Kashiwaya: cond-mat/0302287.
 - 89) Y. Asano: Phys. Rev. B **66** (2002) 174506.
 - 90) M. Fogelström, D. Rainer, and J. A. Sauls: Phys. Rev. Lett. **79** (1997) 281; D. Rainer, H. Burkhardt, M. Fogelström, and J. A. Sauls: J. Phys. Chem. Solids **59** (1998) 2040.
 - 91) Y. Tanaka, H. Tsuchiura, Y. Tanuma and S. Kashiwaya: J. Phys. Soc. Jpn. **71** (2002) 271.
 - 92) Y. Tanaka, H. Itoh, H. Tsuchiura, Y. Tanuma, J. Inoue, and S. Kashiwaya: J. Phys. Soc. Jpn. **71** (2002) 2005.
 - 93) Y. Tanaka, Y. Tanuma, K. Kuroki and S. Kashiwaya: J. Phys. Soc. Jpn. **71** (2002) 2102.
 - 94) S. Kashiwaya, Y. Tanaka, M. Koyanagi and K. Kijimura, J. Phys. Chem. Solids **56** (1995) 1721.
 - 95) Y. Tanuma, Y. Tanaka, M. Ogata and S. Kashiwaya: J. Phys. Soc. Jpn., **67** (1998) 1118.
 - 96) Y. Tanuma, Y. Tanaka, M. Ogata and S. Kashiwaya: Phys. Rev. B **60** (1999) 9817.
 - 97) Y. Tanuma, Y. Tanaka, and S. Kashiwaya: Phys. Rev. B **64** (2001) 214519.
 - 98) Jian-Xin Zhu, B. Friedman and C.S. Ting: Phys. Rev. B **59** (1999) 3353; Jian-Xin Zhu and C.S. Ting: Phys.

- Rev. B **60** (1999) R3739; Jian-Xin Zhu and C.S. Ting: Phys. Rev. B **57** (1998) 3038.
- 99) M. H. S. Amin, A. N. Omelyanchouk, and A. M. Zagoskin Phys. Rev. B **63**, 212502 (2001).
- 100) M. Matsumoto and H. Shiba: J. Phys. Soc. Jpn. **64** (1995) 3384; J. Phys. Soc. Jpn. **64** (1995) 4867.
- 101) R. B. Laughlin: Phys. Rev. Lett. **80** (1998) 5188.
- 102) Y. Tanaka, Y. Tanuma, and S. Kashiwaya: Phys. Rev. B **64** (2001) 054510.
- 103) Y. Tanaka, T. Asai, N. Yoshida, J. Inoue and S. Kashiwaya: Phys. Rev. B **61** (2000) R11902.
- 104) M. Covington, M. Aprili, E. Paraoanu, L. H. Greene, F. Xu, J. Zhu, and C. A. Mirkin: Phys. Rev. Lett. **79** (1997) 277; M. Aprili, E. Badica and L. H. Greene Phys. Rev. Lett. **83** (1999) 4630.
- 105) A. Biswas, P. Fournier, M. M. Qazilbash, V. N. Smolyaninova, H. Balci, and R. L. Greene: Phys. Rev. Lett. **88** (2002) 207004.
- 106) Y. Dagan and G. Deutscher: Phys. Rev. Lett. **87** (2001) 177004.
- 107) A. Sharoni, O. Millo, A. Kohen, Y. Dagan, R. Beck, G. Deutscher, and G. Koren: Phys. Rev. B **65** (2002) 134526.
- 108) J. W. Ekin, Y. Xu, S. Mao, T. Venkatesan, D. W. Face, M. Eddy, and S. A. Wolf: Phys. Rev. B **56** (1997) 13746.
- 109) H. Aubin, L. H. Greene, Sha Jian and D. G. Hinks: Phys. Rev. Lett. **89** (2002) 177001.
- 110) W. K. Neils and D. J. Van Harlingen: Phys. Rev. Lett. **88** (2002) 047001.
- 111) M. Hurd: Phys. Rev. B **55** (1997) R11993; M. Hurd, T. Lofwander, G. Johansson and G. Wendin **59** (1999) 4412.
- 112) T. Lofwander, G. Johansson, M. Hurd and G. Wendin: Phys. Rev. B **57** (1998) 3225.
- 113) N. Yoshida, Y. Tanaka and S. Kashiwaya: Physica C **317-318** (1999) 666; N. Yoshida, Y. Tanaka S. Kashiwaya and J. Inoue: J. Low Temp. Phys. **117** (1999) 563.