

Decoherence due to nodal quasiparticles in d -wave qubits

Ya. V. Fominov^{+,*1)}, A. A. Golubov^{*,1)}, M. Yu. Kupriyanov^{□1)}

⁺ *L. D. Landau Institute for Theoretical Physics RAS, 117940 Moscow, Russia*

^{*} *Department of Applied Physics, University of Twente, 7500 AE Enschede, The Netherlands*

[□] *Nuclear Physics Institute, Moscow State University, 119992 Moscow, Russia*

Submitted 18 May 2003

We study the Josephson junction between two d -wave superconductors, which is discussed as an implementation of a qubit. We propose an approach that allows to calculate the decoherence time due to an intrinsic dissipative process: quantum tunneling between the two minima of the double-well potential excites nodal quasiparticles which lead to incoherent damping of quantum oscillations. The decoherence is weakest in the mirror junction, where the contribution of nodal quasiparticles corresponds to the superohmic dissipation and becomes small at small tunnel splitting of the energy level in the double-well potential. For available experimental data, we estimate the quality factor.

PACS: 85.25.Cp, 85.25.Hv, 74.50.+r, 73.23.-b

Among various candidates for physical implementation of quantum bits, solid-state proposals, and in particular superconducting devices, have a number of advantages, e.g., scalability and variability [1]. Particularly interesting are the so-called quiet qubits, which are *intrinsically* degenerate, i.e., do not require any external source for maintaining the degeneracy. Such qubits can be realized in systems involving d -wave superconductors [2]. Recently, it was experimentally demonstrated that a double-well potential is indeed realized in the Josephson junctions between d -wave superconductors [3]. The qubit variable in this case is the phase difference φ across the junction. The energy of the *phase* qubit has two nontrivial minima as a function of the phase difference (see Fig.1). Alternatively, a quiet *flux* qubit can be realized if the spontaneous flux is generated in the loop of d -wave superconductors [4]. The two qubit implementations are quite similar; for definiteness we shall speak about the phase qubit.

In such intrinsic qubits, there are also intrinsic mechanisms of decoherence even at low temperatures. The quantum tunneling of the phase between the two minima leads to fluctuating voltage across the junction, which excites quasiparticles. The dissipative current across the interface arises, leading to a finite decoherence time τ_φ . The knowledge of τ_φ is essential for estimating the efficiency of the qubit: short decoherence time makes the qubit senseless, while a long enough decoherence time opens the way for quantum correction algorithms that in principle allow to perform an infinitely long computation [5].

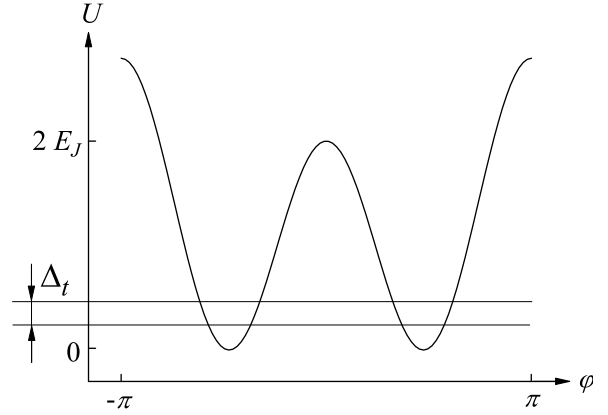


Fig.1. Schematic dependence of the Josephson energy U on the phase difference φ (in the flux qubit φ is substituted by $2\pi\Phi/\Phi_0$, with Φ_0 the flux quantum). The barrier of the height $2E_J$ separates two nontrivial minima. The splitting of the lowest energy level due to the tunneling across the barrier is denoted Δ_t .

The relevance of the quasiparticle processes at low temperatures is specific for d -wave superconductors. In the conventional s -wave case, the quasiparticle transport below the gap is suppressed. At the same time, in gapless anisotropic superconductors the gap vanishes in certain directions (the nodal directions), hence the low-energy quasiparticle appear. In the present letter, we consider a DID Josephson junction ($D = d$ -wave superconductor, $I = \text{insulator}$), and study the decoherence due to nodal quasiparticles (quasiparticles moving along the nodal directions).

Decoherence time (general strategy). Theoretical description of the quantum dynamics of a tunnel junction between two s -wave superconductors was

¹⁾e-mail: fominov@landau.ac.ru, a.golubov@tn.utwente.nl, mkupr@pn.sinp.msu.ru

developed in Ref. [6] (see Ref. [7] for a review). The effective action for the phase difference φ was obtained. Later this description was generalized to the case of d -wave superconductors in Refs. [8, 9]. The effective action for φ is similar to the general case considered by Caldeira and Leggett [10, 11], who studied influence of dissipation on quantum tunneling in macroscopic systems. The dissipation was described as being due to the interaction with a bath of oscillators (the environment). The “strength” of the environment, depending on the frequency ω , is characterized by the spectral function $J(\omega)$. In the Josephson junction, the environment is represented by the quasiparticles, and the spectral function is given by $\hbar I(\hbar\omega/e)/e$, where I is the dissipative quasiparticle current taken at “voltage” $\hbar\omega/e$ [6].

A system living in a double-well potential and described by an extended coordinate can be “truncated” to the two-state system (spin 1/2) with the two states ($\sigma_z = \pm 1$) corresponding to the minima of the potential (see Fig.1). The theory of dissipative two-state systems is thoroughly elaborated [11] for the cases when the spectral function behaves as $J(\omega) \propto \omega^s$ up to some high-frequency cutoff. The situations when $s = 1$, $s > 1$, and $0 < s < 1$ are called ohmic, superohmic, and subohmic, respectively. In this language, the dissipation due to nodal quasiparticles in the Josephson junction is superohmic, as we demonstrate below.

What is the decoherence in such a system? Assume that during the time $t < 0$ the system is held in the right well (i.e., at $\sigma_z = 1$). At $t = 0$ the constraint is released, and we consider the expectation value of the system coordinate: $P(t) = \langle \sigma_z(t) \rangle$. Below we shall encounter the superohmic case at zero temperature. Then [11]

$$P(t) = \cos(\Delta_t t / \hbar) \exp(-t / \tau_\varphi) \quad (1)$$

— the cosine describes coherent oscillations between the two wells (Δ_t is the tunnel splitting of levels, see Fig.1) while the exponential leads to their incoherent damping.

The decoherence time τ_φ is expressed in terms of the spectral function [11]. Returning from the general theory to the particular case of the Josephson junction, we write the corresponding result as

$$\tau_\varphi = \frac{4e}{\delta\varphi^2 I(\Delta_t/e)} = \frac{4\pi\hbar}{\delta\varphi^2 e R_q I(\Delta_t/e)}, \quad (2)$$

where $\delta\varphi$ is the distance between the potential minima and $R_q = h/2e^2 \approx 13\text{ k}\Omega$ is the quantum resistance. Comparing the decoherence time with the characteristic time of oscillations between the wells, \hbar/Δ_t , we obtain the quality factor

$$Q = \frac{\tau_\varphi \Delta_t}{2\hbar} = \frac{2\pi\Delta_t}{\delta\varphi^2 e R_q I(\Delta_t/e)}, \quad (3)$$

which must be large for successful operating of the qubit.

In the DID junction, the tunnel splitting Δ_t is much smaller than the order parameter Δ , hence τ_φ is determined by the quasiparticle current at low “voltage”.

Quasiparticle current. Motivated by the experiment [3], we consider the grain-boundary Josephson junction between two quasi-two-dimensional $d_{x^2-y^2}$ -wave superconductors with cylindrical Fermi surfaces. The orientations of the superconductors are characterized by the angles between the a -axes and the normal to the interface (the x -axis) — see Fig.2. According to Ref. [3], we consider the mirror junction, in which the misorientation angles on both sides are equal in magnitude but opposite in sign, $\alpha / -\alpha$ (we take $-45^\circ \leq \alpha \leq 45^\circ$ because all physically different situations in the mirror junction are realized in this interval). The order parameter depends on the direction (parametrized by the angle θ) and the distance to the interface:

$$\Delta_{L,R}(x, \theta) = \tilde{\Delta}_{L,R}(x) e^{i\varphi_{L,R}} \cos(2(\theta \mp \alpha)), \quad (4)$$

where the indices L and R refer to the left- and right-hand side of the junction, respectively.

The quasiparticle current in the tunneling limit at low temperatures, $k_B T \ll \hbar\omega$, is given by

$$I(\hbar\omega/e) = \frac{1}{eR_N} \int_{-\pi/2}^{\pi/2} d\theta \frac{D(\theta) \cos \theta}{\tilde{D}} \int_0^{\hbar\omega} dE \times \\ \times N(E - \hbar\omega, \theta) N(E, \theta), \quad (5) \\ \tilde{D} = \int_{-\pi/2}^{\pi/2} d\theta D(\theta) \cos \theta.$$

Here R_N is the normal-state resistance of the interface, $N(E, \theta)$ is the density of states (DoS) at the interface, normalized to the normal-metal value, and $D(\theta)$ is the angle-dependent transparency of the interface. We have not labelled the DoS by the indices L and R because $N_L(E, \theta) = N_R(E, \theta)$ in the mirror junction.

Below we calculate the nodal contribution to the current (5) at $\hbar\omega \ll \tilde{\Delta}_0$, where $\tilde{\Delta}_0 = \tilde{\Delta}(\pm\infty)$ is the bulk amplitude of the order parameter. The angle integration contributing to the current is then limited to narrow angles around the nodal directions, where the low-energy DoS is nonzero (as we shall see below, the width of the angles is $\delta\theta = \hbar\omega/\tilde{\Delta}_0$).

To calculate the DoS, we employ the quasiclassical approach. The quasiclassical matrix Green function

$$\hat{G} = \begin{pmatrix} g & f \\ \bar{f} & -g \end{pmatrix} \quad (6)$$

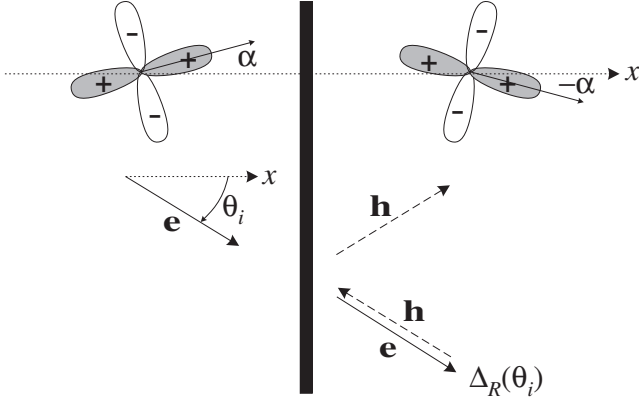


Fig.2. DID junction of mirror orientation $\alpha / -\alpha$. An electron \mathbf{e} moving along a truly nodal direction θ_i of the left superconductor, tunnels into an induced nodal direction of the right superconductor. $\Delta_R(\theta_i) \neq 0$, therefore the electron experiences the Andreev reflection; the hole \mathbf{h} returns to the interface, and after reflection at the interface escapes into the bulk along the truly nodal direction $-\theta_i$. In this process, the total current into the bulk of the right superconductor is composed of the Cooper pair along θ_i and the hole along $-\theta_i$.

obeys the Eilenberger equation [12] and satisfies the normalization condition $\hat{G}^2 = \hat{1}$. It can be parametrized as

$$g = \frac{1-ab}{1+ab}, \quad f = \frac{2a}{1+ab}, \quad \bar{f} = \frac{2b}{1+ab}, \quad (7)$$

then the normalization condition is automatically satisfied. The equations for the new functions $a(x, \theta)$ and $b(x, \theta)$ take the form of the Riccati equations [13]:

$$\begin{aligned} \hbar v_F \cos \theta (da/dx) - 2iEa + \Delta^* a^2 - \Delta &= 0, \\ \hbar v_F \cos \theta (db/dx) + 2iEb - \Delta b^2 + \Delta^* &= 0, \end{aligned} \quad (8)$$

where v_F is the absolute value of the Fermi velocity \mathbf{v}_F , and θ denotes the angle between \mathbf{v}_F and the x -axis.

In the tunneling limit, the DoS is calculated at an impenetrable interface. Let us consider, e.g., the right superconductor (the right half-space). We need to find the low-energy DoS in two cases: 1) in the vicinity of a nodal direction, so that $E, \Delta(\theta) \ll \tilde{\Delta}_0$, 2) at a gapped direction, so that $E \ll \Delta(\theta)$. In the first case, the space scale $\xi_E = \hbar v_F \cos \theta / |\mathcal{E}_+|$ on which the quasiclassical Green functions vary (we denote $\mathcal{E}_\pm = \sqrt{E^2 - |\Delta(\infty, \pm\theta)|^2}$), is much larger than the coherence length $\xi = \hbar v_F / 2\pi k_B T_c$ on which variations of Δ occur. This allows us to regard Δ as constant when integrating Eqs. (8) over x . In other words, the functions a and b at low energies do not feel the suppression of Δ near the interface, because it takes place on a small scale. In the second case, the spatially dependent

parts of a and b are proportional to $E/\Delta(\theta) \ll 1$ and hence small. Thus a and b at the interface are equal to their bulk values, as if Δ was constant.

Thus we can regard $\Delta(x, \theta)$ as equal to the bulk value $\Delta_0(\theta) = \Delta(\infty, \theta)$. The integration of the functions a and b over x in Eqs. (8) is stable only in the directions determined by the sign of $\cos \theta$. At $\cos \theta > 0$, the function $b(x, \theta)$ is stably integrated from $x = \infty$ to the interface ($x = 0$), hence

$$b(0, \theta) = b(\infty, \theta) = i(E - \mathcal{E}_+ \operatorname{sgn} E) / \Delta_0(\theta). \quad (9)$$

At the same time at $\cos \theta > 0$, the function a is stably integrated from the interface to $x = \infty$. Therefore to find $a(0, \theta)$, we consider the trajectory directed along $\pi - \theta$. Since $\cos(\pi - \theta) < 0$, the function a is stably integrated from $x = \infty$ to the interface. Finally, the direction $\pi - \theta$ is converted to θ upon reflection at the specular interface:

$$\begin{aligned} a(0, \theta) &= a(0, \pi - \theta) = a(\infty, \pi - \theta) = \\ &= i(E - \mathcal{E}_- \operatorname{sgn} E) / \Delta_0^*(-\theta). \end{aligned} \quad (10)$$

As a result, the DoS $N = \operatorname{Re} g$ at the interface is

$$N(E, \theta) = \operatorname{Re} \frac{|E| (\mathcal{E}_+ + \mathcal{E}_-)}{E^2 - \Delta_0(\theta) \Delta_0^*(-\theta) + \mathcal{E}_+ \mathcal{E}_-}. \quad (11)$$

The gap in the spectrum is $E_g(\theta) = \min(|\Delta_0(\theta)|, |\Delta_0(-\theta)|)$.

The DoS is symmetric, $N(\theta) = N(-\theta)$, because the Green functions are continuous upon reflection. Thus in each superconductor there are two “truly” nodal directions θ_i ($i = 1, 2$) in the interval $-\pi/2 < \theta < \pi/2$, and also two “induced” nodal directions $-\theta_i$. Near a nodal direction $E_g(\theta) = 2\tilde{\Delta}_0|\theta - \theta_i|$. Along a truly nodal direction, the gap vanishes and the DoS is the same as in the normal metal, $N(E) = 1$. For an “induced” nodal direction this is so only near the interface.

In the left superconductor, the truly nodal directions are $\theta_{1,2} = \alpha \pm 45^\circ$. Due to the mirror symmetry, the truly nodal directions of the right superconductor coincide with the induced nodal directions of the left one, and vice versa. In total, there are four nodal directions in the junction, which are symmetric with respect to the interface normal.

In this situation, the transport is due to the processes of the following type. An electron moving along a truly nodal direction θ_i of the left superconductor, tunnels into an induced nodal direction of the right superconductor (see Fig.2). However, the electron cannot escape into the bulk of the right superconductor because $\Delta_R(\theta_i) \neq 0$. Therefore the electron experiences the Andreev reflection; the hole returns to the interface, and

after reflection at the interface escapes into the bulk along the truly nodal direction $-\theta_i$. In this process, the total current into the bulk of the right superconductor is composed of the Cooper pair along θ_i and the hole along $-\theta_i$, which is overall equivalent to the transfer of one electron.

The nodal contribution to the current (5) appears only due to integrating in the vicinity of the nodal directions where $E_g < \hbar\omega$. The DoS near the nodal directions at small energies can be found from Eq. (11). Below we distinguish the general case when $\Delta_0(\theta) \neq \pm\Delta_0(-\theta)$, and two special cases: $\Delta_0(\theta) = \Delta_0(-\theta)$ (at $\alpha = 0^\circ$) and $\Delta_0(\theta) = -\Delta_0(-\theta)$ (at $\alpha = 45^\circ$).

At $\alpha = 0^\circ$, the truly nodal and induced nodal directions coincide in each superconductor, and Eq. (11) yields the BCS-like DoS:

$$N_{0^\circ}(E, \theta) = \text{Re}\left(|E| / \sqrt{E^2 - |\Delta_0(\theta)|^2}\right). \quad (12)$$

At $\alpha = 45^\circ$, the truly nodal and induced nodal directions again coincide, and Eq. (11) yields the DoS of the inverse BCS type:

$$N_{45^\circ}(E, \theta) = \text{Re}\left(\sqrt{E^2 - |\Delta_0(\theta)|^2} / |E|\right). \quad (13)$$

Finally, if $|\alpha| \gg \hbar\omega/\tilde{\Delta}_0$ and $45^\circ - |\alpha| \gg \hbar\omega/\tilde{\Delta}_0$ (i.e., α is not too close to 0° and $\pm 45^\circ$), then $\Delta_0(\theta)$ in the essential angle of the width $\delta\theta = \hbar\omega/\tilde{\Delta}_0$ around a nodal direction is much smaller than $\Delta_0(-\theta)$. Then in the region of energies that contribute to the quasiparticle current, $|\Delta_0(\theta)| < |E| < \hbar\omega \ll |\Delta_0(-\theta)|$, the DoS is again given by the inverse BCS formula:

$$N_g(E, \theta \approx \theta_i) = \text{Re}\left(\sqrt{E^2 - |\Delta_0(\theta)|^2} / |E|\right). \quad (14)$$

Figure 3 demonstrates the DoS at different angles θ , which are parametrized by different ratios $\Delta_0(-\theta)/\Delta_0(\theta)$. At $\Delta_0(-\theta) = \Delta_0(\theta)$, the DoS has the BCS-like square-root singularity near E_g [see Eq. (12)]. At $\Delta_0(-\theta) \neq \Delta_0(\theta)$, the DoS has the inverse-BCS behavior near E_g [see Eq. (14)].

Inserting Eqs. (12)–(14) into Eq. (5), we obtain:

$$I(\hbar\omega/e) = \frac{A(\alpha)}{eR_N} \frac{(\hbar\omega)^2}{\tilde{\Delta}_0} \sum_{i=1,2} \frac{D(\theta_i) \cos \theta_i}{\tilde{D}}, \quad (15)$$

where $\theta_{1,2} = \alpha \pm 45^\circ$ and A is a number, which depends on the orientation of crystals: $A(0^\circ) \approx 0.46$, $A(45^\circ) \approx 0.19$, and $A(\alpha) = 2A(45^\circ) \approx 0.37$ when α is not too close to 0° or $\pm 45^\circ$.

In Refs. [8,9], the quadratic current–voltage characteristic, $I \propto \omega^2$, was obtained for the case of aligned nodal directions (i.e., for the α/α orientation).

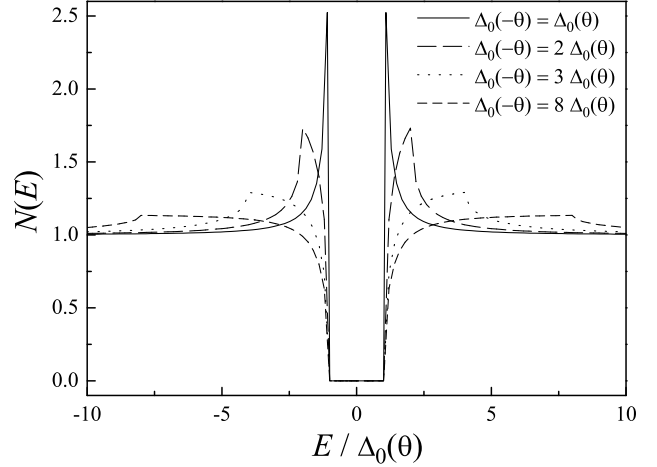


Fig.3. Density of states following from Eq. (11). The energy is normalized to $\Delta_0(\theta)$, while $\Delta_0(-\theta)$ is varied.

Estimate. Equations (3), (15) yield:

$$Q = \left(\frac{2\pi}{\delta\varphi^2 A(\alpha) \sum_{i=1,2} D(\theta_i) \cos \theta_i / \tilde{D}} \right) \frac{R_N}{R_q} \frac{\tilde{\Delta}_0}{\Delta_t}. \quad (16)$$

To proceed further, we need to estimate the tunnel splitting Δ_t (see Fig.1). For the estimate, we assume that the second harmonic dominates in the energy–phase relation, $U(\varphi) = E_J(1 + \cos 2\varphi)$, and the energy of the levels is small compared to E_J . Then the tunneling action is calculated between the points $\varphi = -\pi/2$ and $\pi/2$, and we obtain:

$$\Delta_t = (4\sqrt{2E_J E_C} / \pi) \exp\left(-\sqrt{2E_J / E_C}\right), \quad (17)$$

where $E_C = e^2/2C$ is the charging energy (C is the capacitance of the junction).

To obtain a numerical estimate, we take the characteristics of the junction as in the experiment of Il'ichev et al. [3]. The capacitance of the junction is $C \sim 10^{-14}$ F [14], hence $E_C/k_B \sim 0.1$ K. The characteristic Josephson energy is of the order of several Kelvin. For estimate, we take $2E_J/k_B = 7$ K. The resistance of the interface is $R_N \sim 50 \Omega$ [14].

As a result, $\Delta_t/k_B \sim 2.5 \cdot 10^{-4}$ K. Finally, we estimate $\delta\varphi \sim \pi$, $\tilde{\Delta}_0/k_B \sim 200$ K, and assume a thin δ -functional barrier with transparency $D(\theta) = D_0 \cos^2 \theta$, then the quality factor is $Q \sim 10^3 \div 10^4$. Here we have retained only the order of magnitude for Q , because we cannot expect a higher accuracy in the case when important characteristics of the junction (e.g., C and E_J) are known only by the order of magnitude. We also made an essential assumption that the second Josephson harmonic dominates.

The latter assumption can be realized under special conditions, while in a more common situation the first and the second harmonics are of the same order. Estimates for this case were done in a recent work [15], where the characteristics of mesoscopic junctions between high- T_c superconductors were experimentally studied and theoretically analyzed. A characteristic value of $\Delta_t \sim 0.1$ K was reported under the conditions that correspond to $R_N \sim 100 \Omega$. Assuming such parameters for the mirror junction, we obtain $Q \sim 10 \div 10^2$.

The above estimates for Q are very different. At the same time, a general consequence of Eq. (16) is that the quality factor grows as the splitting Δ_t becomes smaller. We note in this respect, that the values of the critical current (and hence the Josephson energy) measured in Refs. [3, 15], are much smaller than expected. If the critical current is enhanced to the expected value, then Δ_t decreases, which finally leads to an increase of Q .

If $\alpha \neq 0^\circ$, the low-energy quasiparticles are presented not only by the nodal quasiparticles, but also by the midgap states (MGS) with zero energy [16]. In the case of specular interface and clean superconductors, considered in this paper, the DoS corresponding to the MGS is proportional to $\delta(E)$, hence the MGS on the two sides of the interface do not overlap and do not contribute to the current at a finite voltage.

In the asymmetric case, when $\alpha_L \neq \pm\alpha_R$ (precisely speaking, when $||\alpha_L| - |\alpha_R|| > \hbar\omega/\bar{\Delta}_0$), the nodal directions of the left and right superconductors do not match each other. Then the transport from nodal to nodal direction is suppressed. However, a more important transport “channel” arises: between the nodal directions and the MGS. This leads to a stronger decoherence than in the symmetric case.

In the mirror junction, the MGS contribute to the quasiparticle current if they are split and/or broadened [17]. To take into account the contribution of the MGS into decoherence, the present approach should be considerably modified. This issue requires a separate study.

In conclusion, we have proposed an approach that allows to calculate the decoherence time due to nodal quasiparticles in the DID junctions, which can be used as phase or flux qubits. The dissipation in the mirror junctions is weaker than in the asymmetric ones. We find the superohmic dissipation with $s = 2$ in the mirror junction, which becomes weak at small tunnel splitting of the energy level in the double-well potential. For available experimental data, we estimate the quality factor. The superohmic case is most favorable (compared to ohmic and subohmic) for possible qubit applications.

We thank M. V. Feigel'man for careful reading and comments on the manuscript. We are indebted to A. Ya. Tzalenchuk for communicating the results of his group to us before publication. We are grateful to M. H. S. Amin, Y. Makhlin, A. Shnirman, and A. M. Zagoskin for helpful discussions. The research was supported by the D-Wave Systems Inc. and the ESF PiShift program. Ya.V.F. was also supported by the RFBR 01-02-17759, the Swiss National Foundation, the Russian Ministry of Industry, Science and Technology (RMIST), and the program “Quantum Macrophysics” of the Russian Academy of Sciences. M.Yu.K. was also supported by the RMIST.

-
1. Y. Makhlin, G. Schön, and A. Shnirman, Rev. Mod. Phys. **73**, 357 (2001); G. Blatter, V. B. Geshkenbein, and L. B. Ioffe, Phys. Rev. **B63**, 174511 (2001).
 2. L. B. Ioffe, V. B. Geshkenbein, M. V. Feigel'man et al., Nature (London) **398**, 679 (1999); A. M. Zagoskin, cond-mat/9903170 (1999); A. Blais and A. M. Zagoskin, Phys. Rev. **A61**, 042308 (2000).
 3. E. Il'ichev, M. Grajcar, R. Hlubina et al., Phys. Rev. Lett. **86**, 5369 (2001).
 4. C. C. Tsuei, J. R. Kirtley, C. C. Chi et al., Phys. Rev. Lett. **73**, 593 (1994).
 5. M. Nielsen and I. Chuang, *Quantum Computation and Quantum Information* (Cambridge University Press, Cambridge, 2000).
 6. U. Eckern, G. Schön, and V. Ambegaokar, Phys. Rev. **B30**, 6419 (1984).
 7. G. Schön and A. D. Zaikin, Phys. Rep. **198**, 237 (1990).
 8. C. Bruder, A. van Otterlo, and G. T. Zimanyi, Phys. Rev. **B51**, 12904 (1995).
 9. Yu. S. Barash, A. V. Galaktionov, and A. D. Zaikin, Phys. Rev. **B52**, 665 (1995).
 10. A. O. Caldeira and A. J. Leggett, Phys. Rev. Lett. **46**, 211 (1981).
 11. A. J. Leggett, S. Chakravarty, A. T. Dorsey et al., Rev. Mod. Phys. **59**, 1 (1987).
 12. G. Eilenberger, Z. Phys. **214**, 195 (1968).
 13. N. Schopohl and K. Maki, Phys. Rev. **B52**, 490 (1995); N. Schopohl, cond-mat/9804064 (1998).
 14. M. Grajcar (private communication).
 15. A. Ya. Tzalenchuk, T. Lindström, S. A. Charlebois et al., submitted to Phys. Rev. **B**.
 16. C.-R. Hu, Phys. Rev. Lett. **72**, 1526 (1994).
 17. Y. Tanaka and S. Kashiwaya, Phys. Rev. **B53**, 9371 (1996); R. A. Riedel and P. F. Bagwell, Phys. Rev. **B57**, 6084 (1998); Yu. S. Barash, Phys. Rev. **B61**, 678 (2000); A. A. Golubov and M. Yu. Kupriyanov, Pis'ma Zh. Eksp. Teor. Fiz. **69**, 242 (1999) [JETP Lett. **69**, 262 (1999)]; A. Poenicke, Yu. S. Barash, C. Bruder, and V. Istyukov, Phys. Rev. **B59**, 7102 (1999).