

Disordered Carbon nanotube alloys in the Effect Medium Super Cell Approximation.

Rostam Moradian*

¹Physics Department, Faculty of Science, Razi University, Kermanshah, Iran

²Computational Physical Science Research Laboratory, Department of Nano-Science, Institute for Studies in Theoretical Physics and Mathematics (IPM), P.O.Box 19395-1795, Tehran, Iran

(Dated: November 11, 2018)

We investigate a disordered single-walled carbon nanotube (SWCNT) in an effective medium super cell approximation (EMSCA). First type of disorder that we consider is the presence of vacancies. Our results show that the vacancies induce some bound states on their neighbor host sites, leading to the creation of a band around the Fermi energy in the SWCNT average density of states. Second type of disorder considered is a substitutional $B_{cb}N_{cn}C_{1-cb-cn}$ alloy due to its applications in heterojunctions. We found that for a fixed boron (nitrogen) concentration, by increasing the nitrogen (boron) concentration the averaged semiconducting gap, E_g , decreases and at a critical concentration it disappears. A consequence of our results for nano electronic devices is that by changing the boron(nitrogen) concentration, one can make a semiconductor SWCNT with a pre-determined energy gap.

The role of disorder in a SWCNT is of importance from two perspectives; first in the growth process of a SWCNT due to the experimental environment some impurity atoms are inserted and vacancies are created[1, 2, 3]. Second, we deliberately implant the impurity so as to construct a new nanotube alloys, such as $B_{cb}C_{1-cb}$, $N_{cn}C_{1-cn}$ and $B_{cb}N_{cn}C_{1-cb-cn}$ SWCNTs[4, 5, 6], with pre-determined physical properties. In the first case, the effect of a point-like defect was investigated by calculation of electron reflection coefficient [7], and also two substitute defects in an armchair SWCNT [8]. It has been found that the symmetry of defects strongly affected the conductance and the local density of states. By different techniques, the boron nitride SWCNTs junctions [9, 10], the spin polarization in a quasi one dimensional C/BN nanotube[11] and also the current distribution in boron and nitrogen doped SWCNTs were investigated [12]. For finite impurity concentration, a systematic field theory technique beyond single-site T-matrix approximation has not yet been applied to the disordered SWCNTs[13]. In this Paper, for the first time, by applying the EMSCA[14, 15] method to the disordered SWCNT, we will go beyond this approximation and consider the presence of finite impurities. We provide a more realistic description of the effects of disorder, due to vacancies, on an armchair SWCNT's and a zigzag SWCNT's density of states (DOS). Also in this formalism, we address the question of how the doping of a zigzag SWCNT by boron (nitrogen), i.e. $B_{cb}N_{cn}C_{1-cb-cn}$, controls the semiconducting gap, E_g .

Let us consider the Hamiltonian as a general random tight-binding model[14]

$$H = - \sum_{ij\alpha\beta} t_{ij}^{\alpha\beta} c_{i\sigma}^{\alpha\dagger} c_{j\sigma}^{\beta} + \sum_{i\alpha} (\varepsilon_i^{\alpha} - \mu) \hat{n}_{i\sigma}^{\alpha}, \quad (1)$$

where $t_{ij}^{\alpha\beta}$ are the hopping integrals between the π orbitals of sites i and j with spin σ . α and β refer to the A or B sites, μ is the chemical potential and ε_i^{α} is the

random on-site energy where it takes 0 with probability $1 - c$ for host sites and δ with probability c for impurity sites. For the $B_{cb}N_{cn}C_{1-cb-cn}$ SWCNT alloy, ε_i^{α} takes δ ($= t$) with probability cb for boron sites, $-\delta$ ($= -t$) with probability cn for nitrogen sites and 0 with probability $1 - cb - cn$ for the carbon sites [6], where t is hopping integral to the nearest neighbour. The matrix form of Eq.1 is,

$$H = - \sum_{ij\sigma} \Psi_{i\sigma}^{\dagger} \hat{t}_{ij} \Psi_{j\sigma} + \sum_{i\sigma} \Psi_{i\sigma}^{\dagger} (\hat{\varepsilon}_i - \mu \mathbf{I}) \Psi_{i\sigma}, \quad (2)$$

where the two-component field operator, $\Psi_{i\sigma}^{\dagger}$, is given by

$$\Psi_{i\sigma} = \begin{pmatrix} c_{i\sigma}^A \\ c_{i\sigma}^B \end{pmatrix}, \quad (3)$$

and $\hat{\varepsilon}_i$ is the random on-site energy matrix,

$$\hat{\varepsilon}_i = \begin{pmatrix} \varepsilon_i^A & 0 \\ 0 & \varepsilon_i^B \end{pmatrix}, \quad (4)$$

and \hat{t}_{ij} is the hopping matrix defined by,

$$\hat{t}_{ij} = \begin{pmatrix} t_{ij}^{AA} & t_{ij}^{AB} \\ t_{ij}^{BA} & t_{ij}^{BB} \end{pmatrix}, \quad (5)$$

and \mathbf{I} is a 2×2 unitary matrix.

The equation of motion for electrons in such a lattice is,

$$\sum_l ((\mathbf{EI} - \hat{\varepsilon}_i + \hat{\mu}_i) \delta_{il} - \hat{t}_{il}) \mathbf{G}(l, j; E) = \mathbf{I} \delta_{ij} \quad (6)$$

where $\mathbf{G}(i, j; E)$ is the random Green function matrix defined by

$$\mathbf{G}(i, j; E) = \begin{pmatrix} G^{AA}(i, j; E) & G^{AB}(i, j; E) \\ G^{BA}(i, j; E) & G^{BB}(i, j; E) \end{pmatrix}. \quad (7)$$

We considered the $\hat{\varepsilon}_i$ as a perturbation parameter, hence $\mathbf{G}(i, j; E)$ in Eq.6, may be expanded in terms of the perfect Green function matrix $\mathbf{G}^0(i, j; E)$ as,

$$\mathbf{G}(i, j; E) = \mathbf{G}^0(i, j; E) + \sum_l \mathbf{G}^0(i, l; E) \hat{\varepsilon}_l \mathbf{G}(l, j; E) \quad (8)$$

where $\mathbf{G}^0(i, j; E)$ is given by

$$\mathbf{G}^0(i, j; E) = \frac{1}{N} \sum_{\mathbf{k}} e^{i\mathbf{k} \cdot \mathbf{r}_{ij}} (\mathbf{E}\mathbf{I} - \hat{\varepsilon}_{\mathbf{k}} + \mathbf{I}\mu)^{-1}. \quad (9)$$

with $\hat{\varepsilon}_{\mathbf{k}} = \frac{1}{N} \sum_{ij} \hat{t}_{ij} e^{i\mathbf{k} \cdot \mathbf{r}_{ij}}$ being the band structure for perfect system. In our calculations we assumed allowed hopping to the nearest neighbors and neglected the others. Hence

$$\hat{t}_{\langle ij \rangle} = \begin{pmatrix} 0 & t_{\langle ij \rangle}^{AB} \\ t_{\langle ij \rangle}^{BA} & 0 \end{pmatrix}, \quad (10)$$

and the dispersion relation is

$$\hat{\varepsilon}_{\mathbf{k}} = \begin{pmatrix} 0 & t\gamma(\mathbf{k}) \\ t\gamma^*(\mathbf{k}) & 0 \end{pmatrix}. \quad (11)$$

where $\gamma(\mathbf{k}) = \sum_{i=1}^3 e^{i\mathbf{k} \cdot \boldsymbol{\tau}_i}$ and $\boldsymbol{\tau}_i$ are three vectors that connect an A(B) site to its nearest neighbors B(A) sites.

The Dyson equation for the averaged Green function, $\bar{\mathbf{G}}(i, j; E)$, corresponding to Eq.8 is

$$\begin{aligned} \bar{\mathbf{G}}(i, j; E) &= \mathbf{G}^0(i, j; E) \\ &+ \sum_{l'l'} \mathbf{G}^0(i, l; E) \boldsymbol{\Sigma}(l, l'; E) \bar{\mathbf{G}}(l', j; E), \end{aligned} \quad (12)$$

where the self energy $\boldsymbol{\Sigma}(l, l'; E)$ is defined by

$$\langle \hat{\varepsilon}_l \mathbf{G}(l, j; E) \rangle = \sum_{l'} \boldsymbol{\Sigma}(l, l'; E) \bar{\mathbf{G}}(l', j; E). \quad (13)$$

The Fourier transform of $\bar{\mathbf{G}}(i, j; E)$ in Eq.12 is given by

$$\bar{\mathbf{G}}(i, j; E) = \frac{2}{N} \sum_{\mathbf{k}} e^{i\mathbf{k} \cdot \mathbf{r}_{ij}} (\mathbf{E}\mathbf{I} - \hat{\varepsilon}_{\mathbf{k}} + \mu\mathbf{I} - \boldsymbol{\Sigma}(\mathbf{k}; E))^{-1} \quad (14)$$

where

$$\boldsymbol{\Sigma}(\mathbf{k}; E) = \frac{2}{N} \sum_{i,j} e^{-i\mathbf{k} \cdot \mathbf{r}_{ij}} \boldsymbol{\Sigma}(i, j; E), \quad (15)$$

is the self energy Fourier transform.

We solve Eq.8 using the EMSCA method [14, 15] for the case of four sites super cell, i.e. $N_c = 4$. Fig.1 shows a 2-dimensional graphene sheet. Each cell of the Bravais lattice includes two nonequivalent sites that are denoted by A and B. The primitive vectors of the Bravais lattice are \mathbf{a} and \mathbf{b} and the chiral vector is \mathbf{L} . The heavy dashed line on the figure shows a four-sites super cell of the graphene Bravais lattice.

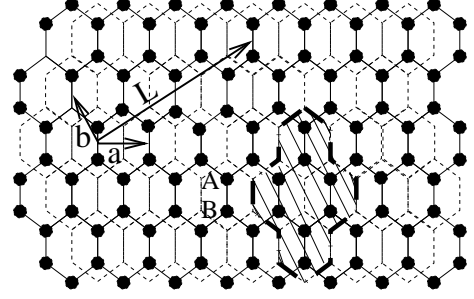


FIG. 1: A two dimensional graphene sheet. The light dashed lines illustrate the Bravais lattice unit cells, \mathbf{a} and \mathbf{b} are the primitive vectors. Each cell includes two non-equivalent sites, which are denoted by A and B. $\mathbf{L} = n_a \mathbf{a} + n_b \mathbf{b}$ is the chiral vector. For an armchair SWCNT $n_a = n$ and $n_b = 2n$, while for a zigzag SWCNT $n_a = n$ and $n_b = 0$. The heavy dashed line denotes a four-site super cell.

In the EMSCA technique, the super cell random Green functions, $\mathbf{G}_{sc}^{im}(i, j; E)$, are related to the cavity Green function $\hat{\mathbf{G}}(i, j; E)$ via

$$\mathbf{G}_{sc}^{im}(I, J; E) = \hat{\mathbf{G}}(I, J; E) + \sum_L \hat{\mathbf{G}}(I, L; E) \hat{\varepsilon}_L \mathbf{G}_{sc}^{im}(L, J; E), \quad (16)$$

where $\{I\}$ refers to the sites inside the super cell. Also the Dyson's-like equation for the average super cell Green function, $\bar{\mathbf{G}}_{sc}(I, J; E)$, is given by

$$\begin{aligned} \bar{\mathbf{G}}_{sc}(I, J; E) &= \hat{\mathbf{G}}(I, J; E) \\ &+ \sum_{LL'} \hat{\mathbf{G}}(I, L; E) \boldsymbol{\Sigma}_{sc}(L, L'; E) \mathbf{G}(L', J; E). \end{aligned} \quad (17)$$

The Fourier transform of $\bar{\mathbf{G}}_{sc}(I, J; E)$ in Eq.17 is

$$\bar{\mathbf{G}}_{sc}(\mathbf{K}_n; E) = \hat{\mathbf{G}}(\mathbf{K}_n; E) + \hat{\mathbf{G}}(\mathbf{K}_n; E) \boldsymbol{\Sigma}_{sc}(\mathbf{K}_n; E) \mathbf{G}(\mathbf{K}_n; E), \quad (18)$$

where

$$\boldsymbol{\Sigma}(\mathbf{K}_n; E) = \frac{1}{N_c} \sum_{IJ} e^{i\mathbf{K}_n \cdot \mathbf{r}_{IJ}} \boldsymbol{\Sigma}(I, J; E) \quad (19)$$

and

$$\begin{aligned} \bar{\mathbf{G}}(\mathbf{K}_n; E) &= \frac{N_c}{N} \\ &\times \sum_{\mathbf{k} \in nth \text{ patches}} (\mathbf{I}E - \hat{\varepsilon}_{\mathbf{k}} + \mathbf{I}\mu - \boldsymbol{\Sigma}(\mathbf{K}_n; E))^{-1}. \end{aligned} \quad (20)$$

To calculate the $\bar{\mathbf{G}}_{sc}(I, J; E)$ and $\mathbf{G}_{sc}^{imp}(I, J; E)$, Eqs.16-20 should be solved self consistently.

A SWCNT with vacancies is considered, the averaged density of states for different vacancy concentrations is calculated. We found that vacancies create some bound states around the Fermi level on their host neighbour sites, hence constructing a band in the averaged

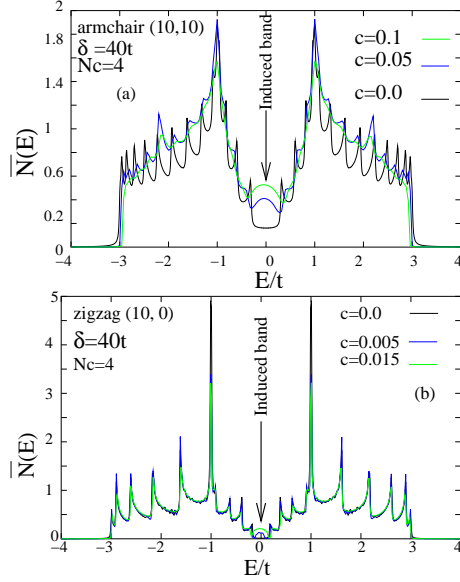


FIG. 2: (a) Comparison of average density of states for a: (10,10) armchair SWCNT and (b): for a (10,0) zigzag SWCNT at $\delta = 40t$ and different impurity concentration. At high random energies, $\delta \gg \text{band width}$, we have band splitting and the impurity band is located at higher energies, while remaining sites are the vacancies that induce a band around the Fermi energy. By increasing the vacancy concentration the height of the peak at the Fermi energy increases and the van Hove singularities are smeared out.

density of states. Also the one-dimensional (1D) van Hove singularities in high vacancy concentrations disappear. Fig.2(a),(b) shows the comparison between the average density of states for different vacancy concentrations in (10,10) and (10,0) SWCNTs respectively. The bound states due to vacancies around the Fermi energy is marked by an arrow. In short, our results show that vacancies not only change the average density of states but also the number of electrons located on the host sites and also at high vacancy concentrations SWCNT's loses their 1D characteristics and become similar to a 2D disordered graphene sheet.

We now investigate the effect of nitrogen and boron doping on a (10,0) zigzag SWCNT. Two cases are considered, first fixed boron concentration at $cb = 0.15$, with variable nitrogen concentration. In this case, we found that the average semiconducting gap, E_g , decreased by increasing the nitrogen concentration, and at a critical concentration of $cn = 0.35$ it disappeared. Fig.3 illustrates the effects of the nitrogen doping on the E_g . To clarify our results, we compare the average density of states for low and critical nitrogen concentrations. Fig.4 compares the average density of states for the low, $cn = 0.00005$, and critical, $cn = 0.35$, nitrogen concentration. At $cn = 0.00005$, the gap is located at the top of the Fermi energy, but inside the pure SWCNT conduction band. By increasing the nitrogen concentration,

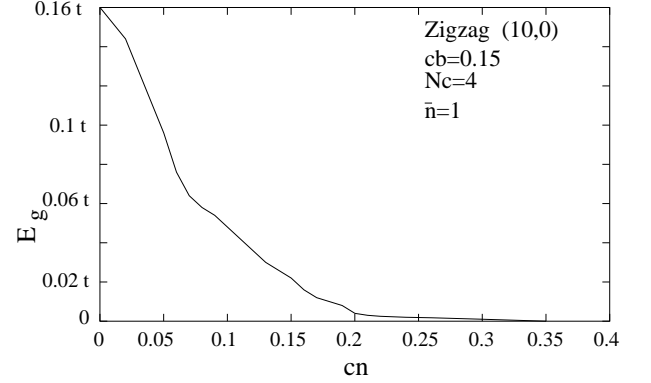


FIG. 3: The figure shows the effects of nitrogen doping on semiconducting gap, E_g , for a (10,0) zigzag SWCNT alloy.

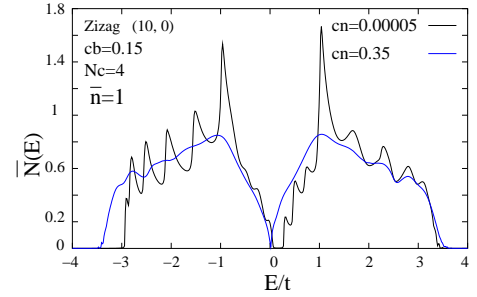


FIG. 4: The Effects of nitrogen doping on a (10,0) zigzag SWCNT's average density of states. At a fixed boron concentration $cb = 0.15$, the average density of states for two nitrogen concentrations, low $cn = 0.00005$ and critical $cn = 0.35$, are compared. At the critical concentration E_g is zero and the van Hove singularities disappear.

the low edge of the conduction band is moved until the gap is closed, hence a semiconductor to semi-metal phase transition takes place. Also 1D van Hove singularities disappeared.

In the second case, we fixed the nitrogen concentration at $cn = 0.1$, while varying the boron concentration. We found that E_g decreases with an increase in the boron concentration, and at a critical concentration; $cb = 0.35005$ it tended to zero. Fig.5 compares the av-

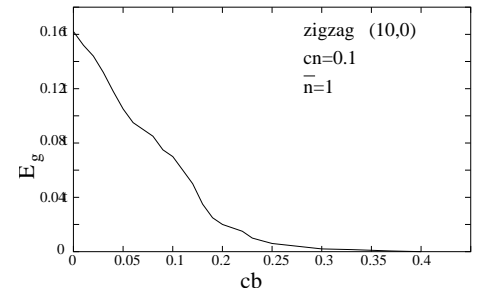


FIG. 5: Figure shows the effects of boron doping on the semiconducting gap, E_g , in a (10,0) zigzag SWCNT alloy.

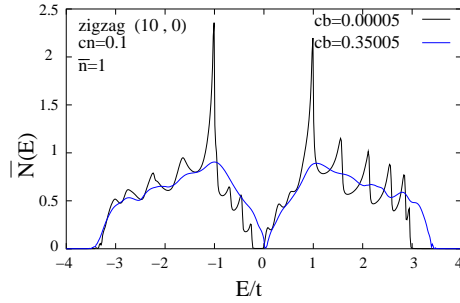


FIG. 6: Effects of boron doping on a (10,0) zigzag SWCNT's average density of states. At a fixed nitrogen concentration of $cn = 0.1$, the average density of states for two boron concentrations $cb = 0.0005$ and $cb = 0.35005$ are compared. At a critical concentration, E_g is closed and the van Hove singularities disappear and a semiconductor semi-metal phase transition takes place.

average density of states for the low, $cb = 0.00005$, and critical, $cb = 0.35005$, boron concentrations. For this case, the E_g is closed, similar to the first case, and the van Hove singularities also disappeared. Furthermore, the semiconductor to semi-metal phase transition was also observed.

In conclusion, we have applied the EMSA method to a disordered SWCNT in order to investigate the role of disorder in such materials. For a (10,10) armchair tube and also a zigzag (10,0) tube we found that the vacancies induce some bound states on their host neighbor sites, creating a band around the Fermi energy in the average density of states. The consequences of this band formation around the Fermi energy and also disappearance of the 1D van Hove singularities at high vacancy concentrations is; that the density of states of an armchair and also a zigzag SWCNT become similar to a disordered (vacancy disorder) 2D graphene sheet density of states. A (10,0) zigzag $B_{cb}N_{cn}C_{1-cb-cn}$ SWCNT alloy was investigated. We found that for a fixed boron (nitrogen)

concentration, by increasing the nitrogen (boron) concentrations, the E_g decreases and at a critical concentration it becomes closed. Therefore, a semiconductor to a semi-metal phase transition takes place. Our results show that we can control the E_g by changing the nitrogen (boron) concentration.

I would like to thank professor Rafii-Tabar for helpful discussion.

* Electronic address: rmoradian@razi.ac.ir

- [1] R. Saito, G. Dresselhaus, and M. S. Dresselhaus, Chem. Phys. Lett. **195**, 537 (1992).
- [2] C. J. Brabec, A. Maiti and J. Bernholc, Chem. Phys. Lett. **219**, 437 (1994).
- [3] T. W. Ebbesen and T. Takada, Carbon **33**, 973 (1995).
- [4] Y. Miyamoto et al., Phys. Rev. B **50**, 4976 (1994); Y. Miyamoto et al., Phys. Rev. B **50**, 18360 (1994); Y. Miyamoto et al., Phys. Rev. Lett. **76**, 2121 (1996); A. Rubio et al., Phys. Rev. B, **53**, 4023 (1996).
- [5] P. E. Lammert, V. H. Crespi and A. Rubio, Phys. Rev. Lett. **87**, 136402 (2001).
- [6] T. Yoshioka, H. Suzuura and T. Ando, J. Phys. Soc. Jpn. **72**, 2656 (2003).
- [7] T. Kostyrko, M. Bartkowiak, G. D. Mahan, Phys. Rev. B, **59**, 3241 (1999).
- [8] Hai-Feng Song, Jia-Lin Zhu, Jia-Jiong Xiong, Phys. Rev. B, **65**, 085408 (2002).
- [9] X. Blase, J. -C. Charlier, A. De Vita, and R. Car, Appl. Phys. Lett. **70**, 197 (1997).
- [10] M. S. Ferreira, T. G. Dargam, R. B. Muniz, and A. Latge, Phys. Rev. B, **62**, 16040 (2000).
- [11] Jin Choi, Yong-Hyun Kim, K. J. Chang, and David Tomanek, Phys. Rev. B, **67**, 125421 (2003).
- [12] Yi Liu and Hong Guo, Phys. Rev. B, **69**, 115401 (2004).
- [13] G. D. Mahan, Phys. Rev. B, **69**, 125407 (2004).
- [14] R. Moradian, B. L. Györfy, J. F. Annett, Phys. Rev. Lett. **89**, 287002 (2002).
- [15] Rostam. Moradian, submitted for publication.