

Thomas-Fermi Theory of the Hyperfine Constants of Endohedral Fullerene Atoms

Joshua Schrier and K. Birgitta Whaley

Department of Chemistry and Pitzer Center for Theoretical Chemistry, University of California, Berkeley, CA 94720

We present a modified Thomas-Fermi theory that describes the increase of the hyperfine coupling constants of endohedrally enclosed atoms. We use the March boundary conditions corresponding to a positively charged spherical shell surrounding the nuclear potential to represent the effect of the fullerene shell. We obtain quantitative agreement with experimental data for N@C₆₀ and N@C₇₀, and find that fullerene radius dominates over the fullerene charge in its effect on the hyperfine coupling constants. We also present predictions for the hyperfine coupling constants of the endohedral nitrogen fullerenes between C₆₀ and C₅₀₀, and discuss the implications for proposed quantum computing schemes.

I. INTRODUCTION

The nitrogen endohedral fullerene molecule, N@C₆₀, has received a great deal of experimental^{1,2,3,4,5,6,7,8,9} and theoretical^{10,11,12} study. Unlike the metallofullerenes, the endohedral nitrogen acts essentially as a “free” atom with a $S = 3/2$ quartet ground electronic state, although spatially restricted by a harmonic-oscillator-like potential within the fullerene.^{1,2,7} Additionally, the fullerene acts a Faraday cage, shielding the spin of the endohedral nitrogen atom from stray fields,¹³ and the sharp ESR spectra indicate long spin relaxation times,³ which have inspired its use as a potential spin qubit for quantum computation.^{14,15,16,17,18,19} Experimental⁹ and theoretical²⁰ studies have indicated that suitable pulse sequences can reduce single qubit errors in these systems to the order of 10^{-6} , which is within the 10^{-4} error threshold of Steane.²¹

An interesting physical phenomenon observed for endohedral atom systems is an increase in the hyperfine coupling constant as compared to its gas phase value, in particular, an increase of 54.1% for N@C₆₀ and of 49.1% for N@C₇₀.²² To better understand the origin of this effect, Kobayashi *et al.* carried out *ab initio* MP2/uc-Huginaga+(2df) calculations, obtaining enhancements of 77% and 65% for N@C₆₀ and N@C₇₀, respectively.¹² In general, quantitative calculation of the hyperfine constant is a difficult problem, even for the free atom.²³ However, a clear qualitative model for the effects of changes in fullerene size and charge that allows prediction of these coupling constants would be helpful, not only for understanding the underlying physics, but also to provide estimates of potential sources of qubit error in applications to quantum information processing. In this paper we introduce a modified Thomas-Fermi

theory for the hyperfine coupling constants in endohedral fullerenes that is capable of quantitatively reproducing the experimental results and provides the desired predictive capabilities. We show that the model is accurate by reproducing the experimentally observed increase in coupling constants for N@C₆₀ and N@C₇₀. We then analyze the independent roles of fullerene cage size and number of electrons on this enhancement and make predictions for the hyperfine coupling enhancement for nitrogen atoms endohedral to fullerenes between C₆₀ and C₅₀₀.

II. THEORY

Following the spherical boundary condition model for highly symmetric molecules developed by March,²⁴ and later applied to endofullerenes by Clougherty,²⁵ we treat the fullerene as a sphere of radius $r = R$, contributing n π -electrons and with a charge of Ne , around the nuclear point charge of Ze at the origin. For example, for N@C₆₀, $Z = 7$ and $n = 60$. Transforming into the reduced coordinates, x , given by $r = bx$ where

$$b = \frac{1}{4} \left(\frac{9\pi^2}{2Z} \right)^{1/3} a_{Bohr} \quad (1)$$

and a_{Bohr} is the Bohr radius, we transform the cage radius $R \rightarrow X$. We then proceed to solve the usual Thomas-Fermi differential equation²⁶

$$\frac{d^2\chi}{dx^2} = \frac{\chi^{3/2}}{x^{1/2}} \quad (2)$$

with the additional boundary condition,^{24,25}

$$\chi'(X^-) - \chi'(X^+) = \frac{Z}{nX}, \quad (3)$$

to account for the spherical shell, in addition to a continuity condition, $\chi(X^-) = \chi(X^+)$, and the usual boundary conditions of $\chi(0) = 1$ and $\chi(\infty) = 0$. Clougherty and co-workers^{25,27} have examined the effect of treating the icosahedral (i.e., non-spherical) nature of the fullerene by means of a multipole expansion, but we neglect this effect in the current work.

Next, we use the expression derived by Fermi,^{28,29}

$$p_l = \frac{4(2l+1)}{2\pi\hbar} \int_{r_1}^{r_c} \sqrt{2meV(r) - \left[\left(l + \frac{1}{2} \right) \hbar r^{-1} \right]^2} dr \quad (4)$$

which relates the number of electrons, p_l , having angular momentum l , to the potential, $V(r) = Ze\chi(r)/r$. Other expressions for determining the angular momentum assignments from Thomas-Fermi models have been developed, but give similar results for low Z .^{30,31} The limits of integration are chosen so that the integrand (and hence the integral) is

a positive real number. In our case, we take the upper limit of integration to be some tunable cutoff radius, r_c , inside the fullerene shell, to count only the endohedral atom electrons and avoid contributions of the fullerene electrons to the integral. We are primarily interested in the number of unpaired $l = 0$ electrons (*vide infra*). Considering only the “valence” $l = 0$ electrons, there is no ambiguity due to Hund’s rule, as there is for the $l > 0$ electrons, so we may therefore express the number of fractional, i.e., non-integer, number of $l = 0$ electrons as

$$p_{l=0}^{frac} = \text{frac} \left(\frac{p_{l=0}}{2} \right) \quad (5)$$

and the number of unpaired $l = 0$ electrons as

$$p_{l=0}^{unpaired} = \begin{cases} p_{l=0}^{frac} & , \text{ if } p_{l=0}^{frac} \leq \frac{1}{2} \\ 1 - p_{l=0}^{frac} & , \text{ if } p_{l=0}^{frac} > \frac{1}{2} \end{cases} \quad (6)$$

The contact-term of the isotropic hyperfine coupling constant,^{32,33}

$$a = \left(\frac{4\pi}{3} \right) g_e g_N \mu_B \mu_N \hbar \langle S_z \rangle^{-1} \langle \Psi | \rho(0) | \Psi \rangle, \quad (7)$$

is proportional to the electron spin-density (difference between spin up and spin down densities) at the nucleus, $\rho(0)$ ($\langle S_z \rangle^{-1}$). However it is well known that the Thomas-Fermi method gives an infinite density at the nucleus, and qualitatively poor results near the nucleus (precluding extrapolation), so a direct evaluation of $\rho(0)$ will fail.²⁶ A similar problem occurs in the treatment of the hyperfine coupling constants by semiempirical quantum chemistry methods, in which the $2s$ and $3s$ Slater orbital basis functions erroneously have zero density at the nucleus.³³

To avoid this problem, we present a heuristic argument in the language of atomic orbital theory. The atom-centered basis functions on a free atom may each be decomposed into a radial function multiplied by a spherical harmonic angular function. For orbitals with $l > 0$, a node occurs at the nucleus, resulting from the properties of the spherical harmonics, so the electrons in these orbitals have no density at the nucleus. This is unchanged when the atom is placed in a spherically symmetric potential, allowing us restrict our attention to the $l = 0$ electrons only. The magnitude of the spin density at the origin, $\rho(0)$, is the product of the probability density of finding an $l = 0$ electron at the origin, times the number of unpaired $l = 0$ electrons, $p_{l=0}^{unpaired}$, given by Eq.(6). Following the argument made by Pople *et al.*,³³ we can consider the basis, and hence the $l = 0$ probability density term, to be unchanged by the chemical surroundings of the atom, and consider the changes to occur only in the basis orbital populations. Similar arguments have been made in the calculation of host medium effects (including endohedral fullerene inclusion) on the L/K electron-capture β -decay ratio of ^7Be .^{34,35} This allows evaluation of the ratio of $\rho(0)$ for the free and endohedral atom cases, as in Eq.(8), below, in which the unknown probability density term now cancels, leaving the ratio in terms of $p_{l=0}^{unpaired}$, which we can calculate from Eq.(6).

Strictly, the fullerene carbon-atom basis functions may have a small non-zero value at the nitrogen atom nucleus. However, if we make a zero-differential overlap (ZDO) approximation, which is well justified by the lack of a chemical bond between the carbon and nitrogen atoms, this contribution is zero. In our calculation we neglect the contributions from fullerene electrons by considering large fullerenes, and by choosing the cut-off radius r_c used to determine the integral in Eq.(4), to be sufficiently smaller than the cage radius, R , but sufficiently large to enclose the region one would chemically attribute to the endohedral atom. We discuss the choice of r_c , with particular attention to the difference in applicability for N@C₆₀ and P@C₆₀ in the next section.

Following the above discussion, the hyperfine compression ratio of Buchachenko,²² originally given in terms of the endohedral and free atom hyperfine coupling constants a and a_0 , respectively, may then be expressed as

$$\phi = \frac{a - a_0}{a_0} \quad (8)$$

$$= \frac{p_{l=0}^{unpaired}(endohedral) - p_{l=0}^{unpaired}(free)}{p_{l=0}^{unpaired}(free)} \quad (9)$$

in which a consistent value of r_c is used for the evaluation of both the endohedral and free atom terms, in order to make the probability density for the $l = 0$ electron at the nucleus transferable between the two cases, as discussed above.

III. RESULTS

To determine the appropriate value of the cut-off radius, r_c , we plot calculated values of ϕ versus r_c for N@C₆₀ and N@C₇₀ in Figure 1, obtained using the experimental fullerene dimensions given by Buchachenko.²² To match the experimental measurement for N@C₆₀ of $\phi = 0.541$, we take $r_c = 3.01$ bohr. This yields values of $\phi = 0.541, 0.562$ and 0.345 for C₆₀, for 6.607 bohr radius (short axis) C₇₀, and for 7.38 bohr radius (long axis) C₇₀, respectively. Since the C₇₀ molecule is prolate, the average value of ϕ computed by weighting the short axis value twice is 0.490, in excellent agreement with the experimentally measured value of $\phi = 0.491$.²² For comparison, we note that the values of ϕ evaluated with $r_c = 3.00$ bohr are 0.531 and 0.486 for C₆₀ and C₇₀ (average value), and also in reasonable agreement with experiment. Our value of $r_c \approx 3$ bohr is consistent with the spatial extent of the spin density distribution determined in the *ab initio* calculations of Kobayashi *et al.*¹² However, our attempt to perform a similar calculation for P@C₆₀ was unsuccessful, due to the larger size of the P atom. This requires a larger r_c and thus unavoidably introduces possible contributions from fullerene electrons. Thus we restrict the analysis below to nitrogen endohedral fullerenes.

We have examined the relative roles of the number of cage π -electrons, n , and radius, R , on ϕ , shown in Figure 2. Intuitively, one expects ϕ to be inversely proportional to fullerene radius R (at constant number of cage electrons n), and to be directly proportional to n (at constant R). Variations in n and R may arise experimentally by endohedral inclusion into defect fullerenes,³⁶ by use of boron or nitrogen substitutions in place of carbon atoms in the fullerene,^{37,38} or as the result of interactions with surfaces.^{39,40} In practice, simultaneous variations of n and R are unavoidable. Nevertheless, we will analyze ideal independent variations of these two parameters in order to establish their relative importance. The papers by Buchachenko²² and by Kobayashi *et al.*,¹² both make the qualitative statement that cage radius (R) is more important than the cage electrons (n) in enhancing the hyperfine coupling of the endohedral nitrogen atom. The simplicity of the present model allows us to separate and directly test these two contributions. Figure 2 confirms these statements, as is visible from the much steeper slope of the constant- n curves (i.e., varying R), as compared to the constant- R (i.e., varying n) curves. For N@C₆₀, at $\Delta n = 0$ and $\Delta R = 0$, the slopes are $d\phi/dR = -0.35 \text{ bohr}^{-1}$ and $d\phi/dn = 0.0031$. We discuss the implications of the magnitude of these dependencies for quantum computation in the next section.

To examine the hypothetical endohedral fullerenes N@C _{n} with $60 < n < 500$, most of which have not yet been systematically studied, we have assumed that the ratio of n/S is constant, where $S = 4\pi R^2$ is the surface area of a spherical fullerene. Thus for C₆₀, $S = 543 \text{ bohr}^2$ and $n/S = 0.11$; for C₇₀, $S = 592 \text{ bohr}^2$ and $n/S = 0.12$. Figure 3 shows the behavior of the hyperfine compression ratio, ϕ , for N@C _{n} with $60 < n < 500$, for $n/S = 0.10, 0.11$, and 0.12 . As expected, ϕ is seen to be a monotonically decreasing function of n , regardless of the choice of S/n , and asymptotically approaches zero (i.e., the free-atom limit of no enhancement of the hyperfine coupling constant) as the fullerene becomes larger. Depending on the exact value of S/n , we find $\phi < 0.1$ for $130 \leq n \leq 160$ and $\phi < 0.01$ for $350 \leq n \leq 380$. Even for the hypothetical C₅₀₀ fullerene, with a radius of $\sim 40 \text{ bohr}$, we find a finite enhancement of $0.002 \leq \phi \leq 0.004$, which could be detectable experimentally.²²

IV. SUMMARY AND DISCUSSION

Using a modified Thomas-Fermi theory, we have developed a simple physical model for the effect of endohedral inclusion on the hyperfine coupling constant of nitrogen. The only free parameter in our model is the cutoff radius, r_c , used to partition the atom from the fullerene. A single choice of $r_c \approx 3.0 \text{ bohr}$ is found to give quantitative agreement with recent experimental results for both N@C₆₀ and N@C₇₀. Moreover, the simplicity of our model allows us to separate the relative contributions of cage potential and size on the hyperfine coupling constants, and to thereby

identify the fullerene radius as the dominating factor in the scaling of the hyperfine compression ratio ϕ . We have also predicted the hyperfine coupling constants for nitrogen endohedral to hypothetical fullerenes as large as C_{500} and find that a finite enhancement should exist up to this size.

Spin exchange between the electron and nuclear degrees of freedom mediated by the hyperfine interaction is necessary to implement the quantum cellular automata scheme of Twamley.^{15,16} Since global operations on all the qubits are used to evolve the computational unitary in this scheme, deviations in the hyperfine coupling constants of the individual sites, e.g. due to deformations resulting from fullerene interaction with the substrate surface, would require additional complication in the nuclear-electronic CNOT and swap operations in order to be robust against these variations. Our results in Section III indicate that the hyperfine coupling is quite sensitive to these deformations, and that even a 1% (0.07Å) change in the $N@C_{60}$ radius would result in a $\sim 5\%$ change in the compression ratio ϕ , corresponding to an approximately 0.5 MHz shift in the hyperfine constant. Using the fidelity measure $F = |\text{Tr}(VU^\dagger)|/\text{Tr}(UU^\dagger)$, where U is the desired unitary and V is the actual (erroneous) unitary,²⁰ a 0.5 MHz shift away from the nominal hyperfine interaction gives $1 - F = 2 \times 10^{-4}$ for the electron-nuclear CNOT operation. Atomistic calculations treating the fullerene-surface interactions in more detail, may provide useful estimates for the extent of this deformation on experimentally relevant surfaces.

V. ACKNOWLEDGEMENTS

J.S. thanks Professor Robert A. Harris for a helpful discussion, as well as the National Defense Science and Engineering Grant (NDSEG) program and U.S. Army Research Office Contract/Grant No. FDDAAD19-01-1-0612 for financial support. K.B.W. thanks the Miller Institute for Basic Research in Science for financial support. This work was also supported by the Defense Advanced Research Projects Agency (DARPA) and the Office of Naval Research under Grant No. FDN00014-01-1-0826, and the National Science Foundation under Grant EIA-020-1-0826.

¹ A. Wiedinger, M. Waiblinger, B. Pietzak, and T. A. Murphy, *Appl. Phys. A* **66**, 287 (1998).

² B. Pietzak, M. Waiblinger, T. A. Murphy, A. Weidinger, M. Höhne, E. Dietel, and A. Hirsch, *Carbon* **36**, 613 (1998).

³ E. Dietel, A. Hirsch, B. Pietzak, M. Waiblinger, K. Lips, A. Weidinger, A. Gruss, and K.-P. Dinse, *J. Am. Chem. Soc.* **121**, 2432 (1999).

⁴ N. Weiden, B. Goedde, H. Käß, K.-P. Dinse, and M. Rohrer, *Phys. Rev. Lett.* **85**, 1544 (2000).

- ⁵ K.-P. Dinse, H. Käß, C. Knapp, and N. Weiden, *Carbon* **38**, 1635 (2000).
- ⁶ B. Pietzak, A. Weidinger, K.-P. Dinse, and A. Hirsch, in *Endohedralfullerenes: A New Family of Carbon Clusters*, edited by T. Akasaka and S. Nagase (Kluwer, Dordrecht, 2002), pp. 13–66.
- ⁷ K.-P. Dinse, *Phys. Chem. Chem. Phys.* **4**, 5442 (2002).
- ⁸ P. Jakes, K.-P. Dinse, C. Meyer, W. Harneit, and A. Weidinger, *Phys. Chem. Chem. Phys.* **5**, 4080 (2003).
- ⁹ J. J. L. Morton, A. M. Tyryshkin, A. Ardavan, K. Porfyrakis, S. A. Lyon, and G. A. D. Briggs, quant-ph/0403226.
- ¹⁰ J. Lu, X. Zhang, and X. Zhao, *Chem. Phys. Lett.* **312**, 85 (1999).
- ¹¹ J. C. Greer, *Chem. Phys. Lett.* **326**, 567 (2000).
- ¹² K. Kobayashi, S. Nagase, and K.-P. Dinse, *Chem. Phys. Lett.* **377**, 93 (2003).
- ¹³ P. Delaney and J. C. Greer, *Appl. Phys. Lett.* **84**, 431 (2004).
- ¹⁴ W. Harneit, C. Meyer, A. Weidinger, D. Suter, and J. Twamley, *Phys. Status Solidi B* **233**, 453 (2002).
- ¹⁵ J. Twamley, *Phys. Rev. A* **67**, 052318 (2003).
- ¹⁶ M. Feng and J. Twamley, *Phys. Rev. A* **70**, 032318 (2004).
- ¹⁷ S. Park, D. Srivastava, and K. Cho, *J. Nanosci. Nanotechnol.* **1**, 1 (2001).
- ¹⁸ W. Harneit, *Phys. Rev. A* **65**, 032322 (2002).
- ¹⁹ D. Suter and K. Lim, *Phys. Rev. A* **65**, 052309 (2002).
- ²⁰ D. McHugh and J. Twamley, quant-ph/0404127.
- ²¹ A. M. Steane, *Phys. Rev. A* **68**, 042322 (2003).
- ²² A. L. Buchachenko, *J. Phys. Chem. B* **105**, 5839 (2001).
- ²³ I. Carmichael, *J. Chem. Phys.* **93**, 863 (1990).
- ²⁴ N. H. March, *Proc. Cambridge Philos. Soc.* **48**, 665 (1952).
- ²⁵ D. P. Clougherty, *Can. J. Chem.* **74**, 965 (1996).
- ²⁶ R. G. Parr and W. Yang, *Density-Functional Theory of Atoms and Molecules* (Oxford Science, Oxford, 1994).
- ²⁷ D. P. Clougherty and X. Zhu, *Phys. Rev. A* **56**, 632 (1997).
- ²⁸ E. Fermi, *Mem. Accad. Lincei* **6**, 602 (1927).
- ²⁹ D. P. Wong, *J. Chem. Educ.* **56**, 714 (1979).
- ³⁰ J. H. D. Jensen and J. M. Luttinger, *Phys. Rev.* **86**, 907 (1952).
- ³¹ T. A. Oliphant, *Phys. Rev.* **104**, 954 (1956).
- ³² J. Sadlej, *Semi-empirical Methods of Quantum Chemistry* (Wiley, New York, 1985), trans. I. L. Cooper.
- ³³ J. A. Pople, D. L. Beveridge, and P. A. Dobosh, *J. Am. Chem. Soc.* **90**, 4201 (1968).
- ³⁴ A. Ray, P. Das, S. K. Saha, S. K. Das, and A. Mookerjee, *Phys. Rev. C* **66**, 012501 (2002).
- ³⁵ T. Ohtsuki, H. Yuki, M. Muto, J. Kasagi, and K. Ohno, *Phys. Rev. Lett.* **93**, 112501 (2004).

- ³⁶ S. U. Lee and Y.-K. Han, J. Chem. Phys. **121**, 3941 (2004).
- ³⁷ Y. Miyamoto, N. Hamada, A. Oshiyama, and S. Saito, Phys. Rev. B **46**, 1749 (1992).
- ³⁸ B. Cao, X. Zhou, Z. J. Shi, Z. G. H. Xiao, and J. Wang, Fullerene Sci. Tech. **6**, 639 (1998).
- ³⁹ T. Yamaguchi and S. Miyoshi, Surface Sci. **358**, 283 (1996).
- ⁴⁰ X. Lu, M. Grobis, K. H. Khoo, S. G. Louie, and M. F. Crommie, Phys. Rev. B **70**, 115418 (2004).

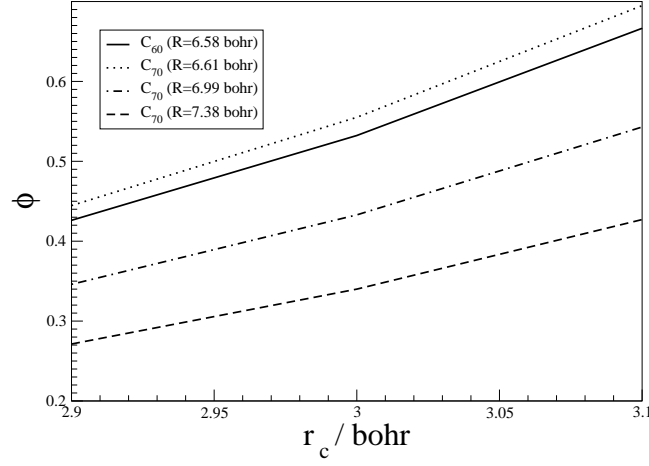


FIG. 1: Hyperfine compression ratio, ϕ , as a function of cutoff radius, r_c . For $r_c = 3.01$ bohr, the compression ratios calculated for N@C₆₀ and the appropriate weighted average for N@C₇₀ are 0.541 and 0.490, respectively, in excellent agreement with the experimental values 0.541 for N@C₆₀ and 0.491 for N@C₇₀.²²

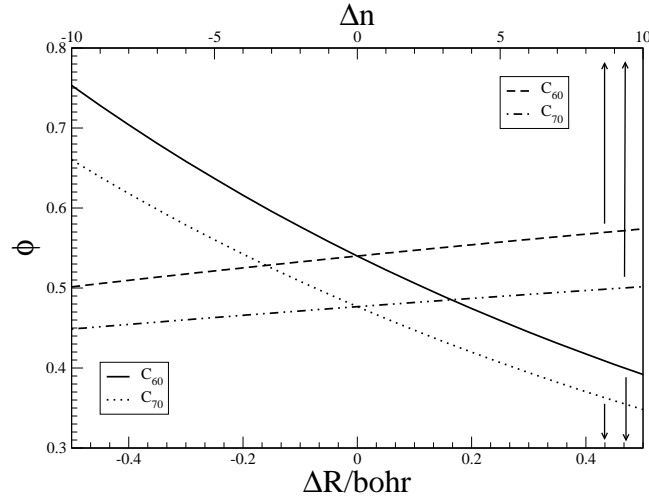


FIG. 2: Effects of changing n (positive slope curves) and R (negative slope curves) for C₆₀ ($n_0 = 60, R_0 = 6.578$ bohr) and a spherical model C₇₀ ($n_0 = 70, R_0 = 6.8647$ bohr) on the hyperfine compression ratio ϕ . Here $n = n_0 + \Delta n$ and $R = R_0 + \Delta R$, where n_0, R_0 are the equilibrium values of n and R , respectively. For C₆₀ at $\Delta n = 0$ and $\Delta R = 0$, $d\phi/dn = 0.0031$ and $d\phi/dR = -0.35$ bohr⁻¹.

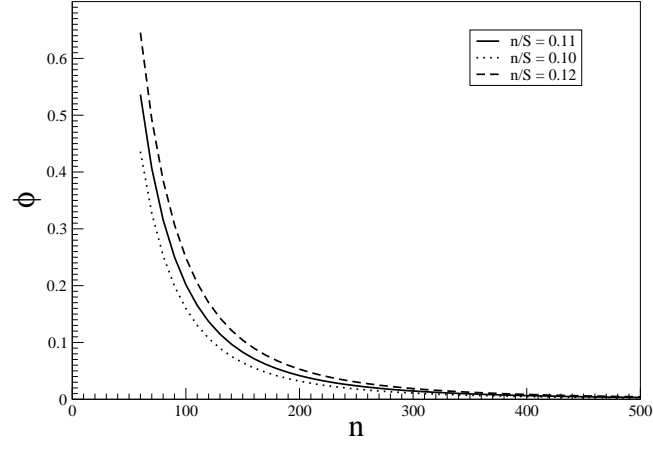


FIG. 3: Values of the hyperfine compression ratio, ϕ for the N@C_n with $60 < n < 500$, assuming surface charge/area ratios, n/S , of 0.10, 0.11, and 0.12.