

A drop of hyperfine field at Sn in Fe/Cr/Sn/Cr multilayers

A.K. Arzhnikov,* L.V. Dobysheva, and D.V. Fedorov

*Physical-Technical Institute,
Ural Branch of Russian Academy of Sciences,
Kirov str. 132, Izhevsk 426001, Russia*

V.M. Uzdin

St. Petersburg State University, ICAPE, 14 linia V.O. 29, 199178, St. Petersburg, Russia

The magnetism of the Fe/Cr/Sn/Cr multilayers was studied by first-principles functional theory. The calculations by LAPW and SKKR methods showed that two solutions exist in the $Fe_9/Cr_{14}/Sn/Cr_2$ system. One of them is originated from the antiferromagnetic order in the bulk Cr, and the other is connected with incommensurate spin density wave (ISDW) in Cr. A characteristic feature of this system is realization of ISDW in the Cr film thinner than the half length period of a common ISDW in Cr. In the Cr layers with width lower than a quarter of the wave, the ISDW cannot be the cause of the sharp drop of the HFF at Sn. The calculations of the system $Fe_3/Cr_8/Sn/Cr_8$ with and without allowance for the roughness at the Fe/Cr interface showed that the roughness leads to a significant decrease in the HFF at Sn.

PACS numbers: 73.20.Dx, 75.70.Cn, 71.15.Ap, 71.15.Cr

I. INTRODUCTION

Since the discovery of the antiferromagnetic coupling between Fe layers [1] and giant magnetoresistance [2] in Fe/Cr multilayers a lot of studies have paid a great attention to the Cr magnetic properties in these systems. Up to now, however, the discussion on the magnetic order in thin Cr films continues, there is no clarity in understanding of the interconnection between the Cr magnetic state and the magnetic coupling of Fe layers. Recently, the authors of [3] succeeded in obtaining the Fe/Cr multilayer systems with a Sn monolayer inserted. Multilayer systems $Fe_{d_1}/Cr_{d_2}/Sn/Cr_{d_3}$ with different widths d_1 , d_2 and d_3 were investigated by various physical methods including the Mössbauer spectroscopy. One of the most important results was the established dependence of the hyperfine magnetic field (HFF) at Sn nuclei on the width of the Cr layer. This dependence is characterized by a sharp drop of the HFF magnitude at a Cr width less than 3 nm ($d_2 + d_3 < 3$ nm) [4]. Mössbauer experiments cannot give a direct answer as to the magnetization of Cr atoms, but if the HFF at Sn is assumed to be proportional to the local magnetic moments of the nearest Cr atoms, one should inevitably conclude that at a width of the Cr layer less than 3 nm the Cr magnetic moments in these systems are close to zero.

As soon as the experimental data had been available, theoretical first-principles calculations of the electron structure and magnetic characteristics of Fe/Cr/Sn/Cr were conducted [3, 5, 6]. The calculations were performed by both linear methods [3, 5, 6] and the Green function formalism [6] with different approximations of the exchange-correlation potential. As a whole, the re-

sults obtained by different methods and authors agree well with each other and do confirm the possibility of estimation of the Cr magnetization from Mössbauer experiments at Sn [6]. Some differences between the results have, though, led to difficulties in explanation of the peculiarities of the HFF variation and elicited a number of unsolved questions.

In the paper presented, we concentrated our attention on the discussion of two hypotheses advanced earlier in [6, 7] for explanation of the Sn HFF behavior. The first one is connected with the existence of the high-spin and low-spin states and a transition between them with a change in the Cr width. Such solutions were obtained for the $Fe_9/Cr_{14}/Sn/Cr_2$ system in [6]. The second hypothesis is connected with the effect of the Fe/Cr boundary roughness on the Cr magnetization.

We have performed additional calculations of the periodical systems $Fe_9/Cr_{14}/Sn/Cr_2$ and $Fe_3/Cr_8/Sn/Cr_8$ (the latter being calculated with and without account of the roughness of the Fe/Cr interface). The calculations were conducted by the following methods: the full-potential linearized augmented plane wave method (FP LAPW) realized in the program package WIEN2k [8], and a screened Korringa-Kohn-Rostoker method developed in Jülich [9] in the atomic sphere approximation (ASA SKKR) and in a full-potential scheme (FP SKKR). The calculations employ the exchange-correlation potential in the local density approximation (LDA) in the formalism of Refs. [10] and [11]. As shown in Ref. [12], if scaled to the moment, the LDA and the generalized gradient approximation (GGA) yield the same behavior.

For our calculations we have used the following models. The multilayer systems were presented as alternating layers in the (001) plane of a bcc lattice with two types of roughness (Fig. 1, A and B) and without it. The interlayer distances Fe-Fe, Fe-Cr, Cr-Cr and Cr-Sn were taken equal to 0.144 nm, which corresponds to the half lattice

*Electronic address: arzhnikov@otf.pti.udm.ru

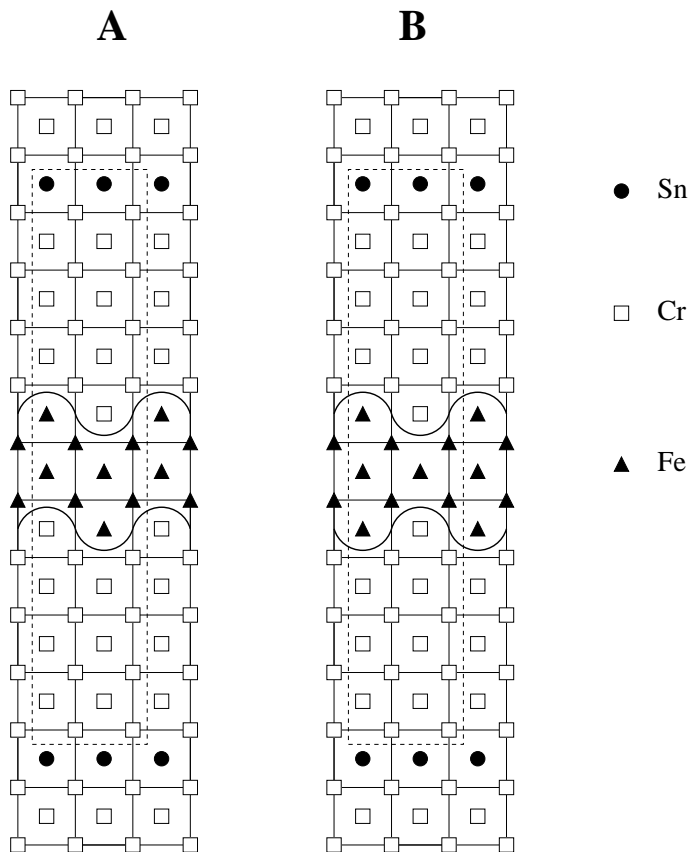


FIG. 1: Two types of roughness at the Fe/Cr boundaries (solid lines). Dashed lines show the unit cells.

parameter of the bulk Cr (0.288 nm). Notice that the lattice relaxation and small variations of the interlayer distances do not change the qualitative behavior of the results of Ref. [6].

Results

As stated earlier, the calculation of the $Fe_9/Cr_{14}/Sn/Cr_2$ system by the SKKR method gave two solutions [6] that we called "high-spin" (HS) and "low-spin" (LS) in accordance with the magnetic moment magnitudes (the difference in energy between the two solutions did not exceed 1 mRy per unit cell). In connection with these solutions it is appropriate to raise here some questions. First: why the LS solution was not found in Ref. [6] by the LAPW method? Second: do there exist two solutions in other systems and do they give a possibility to describe the peculiarities of the Sn HFF behavior as a transition from the HS to the LS state with a decrease of the Cr width? And the third question concerns the nature of the LS state (the character and peculiarities of the behavior of the Cr magnetic moments in the HS solution were considered in detail and explained in [6]).

Two solutions were also found in an isolated 23-layer Cr film by other authors [13]. One of them was classified as a spin density wave and was connected with incommensurate spin density wave (ISDW) of bulk Cr. The ISDW has been studied from sixties, and now reliable experimental and theoretical results are available for both bulk Cr, and some multilayer films with Cr, the majority of which are reflected in reviews [14, 15] in a rather full measure. We did not meet in literature with ISDW in Cr films thinner than 20-22 layers. This seems natural as the ISDW half period exceeds 20 layers. A hypothesis has, nevertheless, arisen that the nature of the low-spin state obtained in [6] is connected with ISDW. For the existence of the ISDW solution, the Fermi-surface topology and the accuracy of its description are important. Assuming that in the FP LAPW calculation of the work [6] the accuracy of the Fermi-surface description was insufficient, we have increased the number of basis wave functions limiting it by the parameter $R_{MT}K_{max} = 7.5$ (in [6] it was $R_{MT}K_{max} = 7.0$). The expansion of the wave functions over the angular momentum was done up to $l_{max} = 10$, and the Fourier expansion of the electron charge density was conducted up to $G_{max} = 20$. We should note that in the modification of the method used here, namely, the augmented plane wave plus local orbitals (APW+lo.), the number of plane waves is usually limited by $R_{MT}K_{max} = 7.0$, as the convergence is achieved at lower number of basis functions than in the common realization of the LAPW method [16]. We have increased also the number of k-points in the irreducible part of the Brillouin zone up to 42, which may be crucial for the description of the Fermi surface topology. The calculation was conducted in a scalar-relativistic approximation for the valence electrons and it was fully relativistic for the core electrons with an energy boundary at -7 Ry separating these two groups.

The results of calculation of the $Fe_9/Cr_{14}/Sn/Cr_2$ system are given in Table I and Fig. 2. The calculations were conducted with a charge convergence criterion $10^{-4} \div 10^{-5}$ (this is a squared charge-density difference between the last two iterations integrated over the space). As seen in Fig. 2, in the FP LAPW method at the chosen parameters we have succeeded in obtaining two solutions, one of them being the LS solution. The HS solution is practically the same as in [6] by the FP LAPW method. The difference in energy between the HS and LS solutions is 1.4 mRy per cell. We should mention a very slow convergence of the LS solution, which prevented us from obtaining the accuracy over spin density of 10^{-5} as for the HS solution (the accuracy of 10^{-4} for LS was obtained). The LS solution obtained here has a peculiarity absent in the solution obtained by the SKKR method in Ref. [6], it is a phase slip between the 13-th and 14-th Cr atoms (if counted from the Fe layer, see Table I). The "phase slip" usually denotes a violation of the alternation of the magnetic moment directions characteristic for the anti-ferromagnetic ordering, and reveals itself in the fact that two neighboring Cr layers have equally directed magnetic

TABLE I: The magnetic moments (μ_B) in $Fe_9/Cr_{14}/Sn/Cr_2$.

Atom	layer	HS	LS
Fe		2.260	2.277
Fe		2.317	2.326
Fe		2.343	2.346
Fe		2.382	2.386
Fe		2.101	2.087
Cr	17	-0.659	-0.635
Cr	16	0.566	0.437
Sn	15	0.005	0.000
Cr	14	0.614	-0.007
Cr	13	-0.426	-0.014
Cr	12	0.530	0.050
Cr	11	-0.507	-0.106
Cr	10	0.545	0.157
Cr	9	-0.531	-0.229
Cr	8	0.560	0.284
Cr	7	-0.551	-0.343
Cr	6	0.565	0.386
Cr	5	-0.557	-0.438
Cr	4	0.566	0.463
Cr	3	-0.517	-0.458
Cr	2	0.500	0.443
Cr	1	-0.546	-0.522
Fe		2.034	2.021
Fe		2.429	2.429
Fe		2.330	2.343
Fe		2.340	2.352

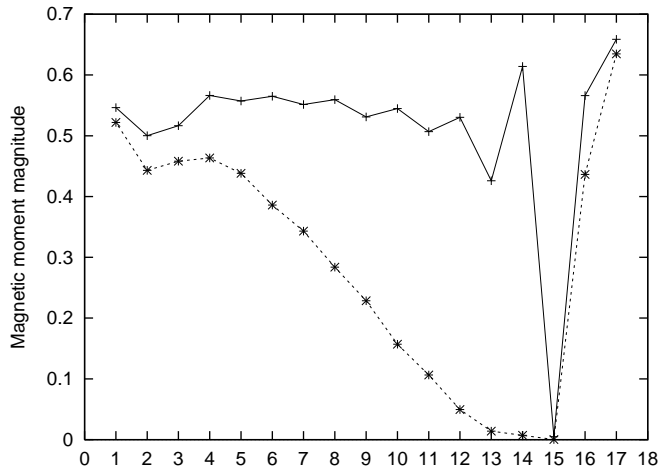


FIG. 2: The high- and low-spin solutions found by the FP LAPW method for the $Fe_9/Cr_{14}/Sn/Cr_2$ system

moments. It is a common knowledge that the phase slip is one of the main features of the ISDW state [15]. To obtain an additional argument for identification of the LS solution as an ISDW state, we have recalculated the $Fe_9/Cr_{14}/Sn/Cr_2$ system by the SKKR method with an accuracy higher than in [6].

For the SKKR calculation a screening potential with a

barrier height of 4 Ry is used and the structure constants include the coupling to the six neighboring spheres. A cutoff of the angular momentum at $l_{max} = 3$ is used for the Green function, that implies a cutoff of the charge-density (in the case of ASA and FP) and potential (in the case of FP) components at $2l_{max} = 6$. The shape of the Voronoi cells for the FP calculations is described by the proper shape functions expanded up to $4l_{max} = 12$.

The energy integration of the Green function for the determination of the electron density in the self-consistency procedure is performed by means of the Gaussian quadrature with 33 points on a semicircle (with 5 Matsubara poles). For the k integration we use four kinds of meshes with 182, 45, 28, and 15 k points in the two-dimensional irreducible part of the Brillouin zone.

The accuracy of the convergence over the potential was $10^{-6} - 10^{-7}$ Ry, which is an order higher than in [6]. The increase of the number of points in these four kinds of k -mesh up to 9800, 3150, 975 and 342, respectively, as well as the use of the double-dense energy mesh do not practically change the results. The calculation results are given in Fig. 3 and 4.

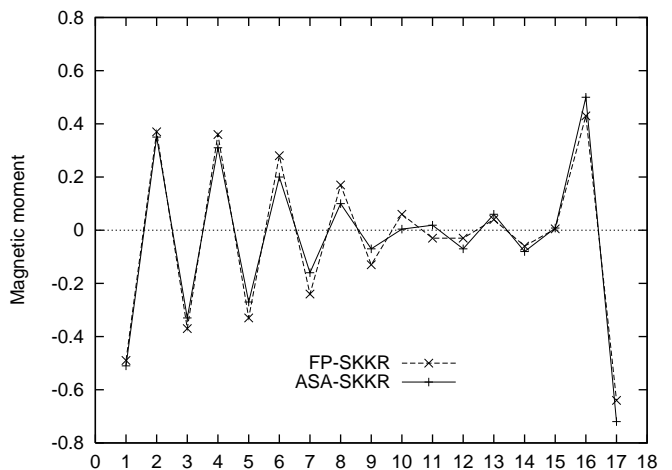


FIG. 3: The ISDW solutions found by the ASA and FP SKKR methods

From Fig. 3 one may see that SKKR solutions also have a phase slip characteristic for the ISDW (between the 10-th and 11-th sites in ASA SKKR and between the 11-th and 12-th sites in FP SKKR). Note that here we did not succeed in obtaining the second, HS, solution by the SKKR method with an accuracy better than in [6].

Fig. 4 shows the calculation results at two temperatures (400 and 800 K). We should note that to describe the magnetic state variations with temperature (including the phase transitions), the Heisenberg excitations should be allowed for. Our calculations take into account, with the help of the temperature Fermi distribution function, only Stoner-type excitations, which become effective at temperatures as high as 5000 – 10000 K [17]. This allows us to suppose that, at 400 and 800 K

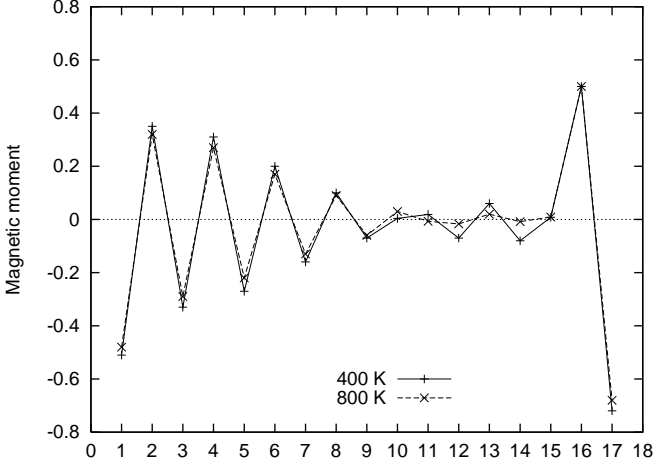


FIG. 4: The ISDW solutions found by the ASA SKKR method at temperatures 400 and 800 K

used, the Stoner excitations weakly affect the magnetic moment magnitude, and to consider the temperature as a mean to change the details of the Fermi surface that determine the position of the phase slip. Indeed, from simple considerations, we may suppose that the ISDW period is determined by the position of the chemical potential which depends on the temperature (see, for example, [18])

$$\mu = \epsilon_F - \pi^2 k_B T n'(\epsilon_F) / 6n(\epsilon_F) + o(k_B T / \epsilon_F)$$

where ϵ_F is the Fermi energy, k_B is the Boltzmann constant, $n(\epsilon_F)$ and $n'(\epsilon_F)$ are the electron density of states at the Fermi level and its derivative (the value of $n'(\epsilon_F)$ is negative in our system). With increasing temperature, the chemical potential grows, decreasing thus the distance in the k-space between the electron and hole surfaces which determines the ISDW period. That is why the phase slip moves from the 10-11-th sites to the 11-12 sites with the temperature change from 400 to 800 K (see Fig. 4).

The above results leave no doubt that the nature of the LS solution in the $Fe_9/Cr_{14}/Sn/Cr_2$ system is connected with the ISDW state in Cr. The realization of this state in our system has, however, some features absent in the ISDW in other systems [14, 15]. The Sn layer present in the system gives the possibility to form a state with a quarter of the ISDW, which was not observed in theoretical calculations earlier. Furthermore, the role of the Sn layer in the ISDW formation is here different from that found in [19] in the Cr/Sn multilayers, where Sn layers are pinning centers for the spin-density wave maxima.

Proceeding from the nature of the LS state one may assert that its realization in the multilayer systems with a Cr layer width less than a quarter of the ISDW (11-12 Cr layers) is impossible, so the hypothesis about the existence of the two solutions (HS and ISDW) in thinner Cr layers and the transition between them with a decrease

TABLE II: The HFF at Sn (T) and magnetic moments (μ_B) in $Fe_3/Cr_8/Sn/Cr_8$

Atom	layer	ideal	A roughness (see Fig. 1)	B roughness
Sn HFF		-16.1	-5.0	-4.7 / -5.0 ^a
Sn	11	0.01	0.004	0.004 / 0.004 ^a
Cr	1	0.73	0.23	0.23
Cr	2	-0.48	-0.15 / -0.15 ^a	-0.15 / -0.15 ^a
Cr	3	0.60	0.18	0.18
Cr	4	-0.57	-0.18 / -0.18 ^a	-0.16 / -0.18 ^a
Cr	5	0.60	0.19	0.17
Cr	6	-0.55	-0.18 / -0.24 ^a	-0.15 / -0.22 ^a
Cr	7	0.54	0.23	0.19
Cr / Fe	8	-0.60	-0.53 / 1.92 ^a	-0.50 / 1.89 ^a
Fe	9	1.97	2.25	2.25
Fe	10	2.46	2.43	2.37 / 2.47 ^a

^a.../... denotes values for two nonequivalent atoms in the layer

of the Cr width is untenable. This is confirmed also by calculations of the systems with thin Cr layers [6], where no low-spin solution was found.

So, the second explanation of the experimental dependence of the HFF at Sn connected with the effect of the Fe/Cr boundary roughness becomes more preferable. To check this hypothesis we have considered two models of the roughness of the Fe/Cr boundary shown in Fig. 1. The calculations for the film $Fe_3/Cr_8/Sn/Cr_8$ were conducted by the FP LAPW method, the results are given in Table II. One may see from Table II that the roughness in both model cases leads to a decrease in magnetic moments of the Cr atoms nearest to the Sn layer. This results in a significant decrease in HFF at Sn from 16.1 T (for the system with ideal interfaces) to 4.7 - 5.0 T (for the systems with roughness). This does not explain in full measure the experimental sharp drop of the HFF. To obtain it, one should perform the calculation of the systems with higher width and different roughnesses.

Summary

The first-principles FP LAPW calculation of the multilayer model system $Fe_9/Cr_{14}/Sn/Cr_2$ gives two solutions. One of them, with a lower magnitude of the Cr magnetic moments and a phase slip, was identified as an ISDW. This identification was confirmed by the SKKR calculations. A characteristic feature of the ISDW state in our case is the fact that the Sn layer promotes the realization of the ISDW state in the films with Cr width less than the half period of ISDW.

In connection with the above statements, one may assert that the band calculations of the periodical multilayer systems without the interface roughness cannot explain the experimentally observed sharp drop of the HFF at Sn with a decrease of the Cr layer width.

The presence of roughness in the Fe/Cr interfaces leads to an HFF drop in thin films. This is confirmed by the

first-principles FP LAPW calculations conducted for the model $Fe_3/Cr_8/Sn/Cr_8$ with ideal Fe/Cr interfaces and with two types of roughness. The calculations showed that there is a threefold drop in HFF in the systems with roughness as compared to the system with ideal Fe/Cr boundaries. However for explanation of the experimental dependence it is necessary to calculate a number of systems with more than 20-23 Cr layers and with allowance for the different roughness.

Acknowledgments

One of us (D.V.F.) would like to thank Dr. Nikos Papanikolaou and Professor Ingrid Mertig for providing a version of the screened KKR code and valuable advice. This work was partially supported by INTAS (grants 01-0386 and 03-51-4778), and RFBR (grants 03-02-16139 and 04-02-16024)

-
- [1] P. Grünberg, R. Schreiber, Y. Pang, M. B. Brodsky, and H. Sowers, Phys. Rev. Lett. **57**, 2442 (1986).
 - [2] M. N. Baibich, J. M. Broto, A. Fert, F. Nguyen Van Dau, F. Petroff, P. Etienne, G. Creuzet, A. Friederich, and J. Chazelas, Phys. Rev. Lett. **61**, 2472 (1988).
 - [3] S. Mukhopadhyay and D. Nguyen-Manh, Phys. Rev. B **66**, 144408 (2002).
 - [4] M. Almokhtar, K. Mibu, and T. Shinjo, Phys. Rev. B **66**, 134401 (2002).
 - [5] H. Momida and T. Oguchi, J. Magn. Magn. Mater. **234**, 126 (2001).
 - [6] A. K. Arzhnikov, L. V. Dobysheva, D. V. Fedorov, and V. M. Uzdin Phys. Rev. B **68**, 024407 (2003).
 - [7] K. Mibu, M. Almokhtar, S. Tanaka, A. Nakanishi, T. Kobayashi, and T. Shinjo, Phys. Rev. Lett. **84**, 2243 (2000).
 - [8] P. Blaha, K. Schwarz, G. K. H. Madsen, D. Kvasnicka and J. Luitz, WIEN2k, An Augmented Plane Wave + Local Orbitals Program for Calculating Crystal Properties (Karlheinz Schwarz, Techn. Universitat Wien, Austria), 2001. ISBN 3-9501031-1-2.
 - [9] N. Papanikolaou, R. Zeller, and P.H. Dederichs, J. Phys.: Condens. Matter **14**, 2799 (2002).
 - [10] S.H. Vosko, L. Wilk, and M. Nusair, J. Can. Phys. **58**, 1200 (1980).
 - [11] J.P. Perdew and Y. Wang, Phys. Rev. B **45**, 13 244 (1992).
 - [12] S. Cottenier, B. De Vries, J. Meersschant, and M. Rots, J. Phys.: Condens. Matter **14**, 3275 (2002).
 - [13] G. Bihlmayer, T. Asada, and S. Blügel, Phys. Rev. B **62**, R11937 (2000).
 - [14] R. S. Fishman, J. Phys.: Condens. Matter **13**, R235 (2001).
 - [15] H. Zabel, J. Phys.: Condens. Matter **11**, 9303 (1999).
 - [16] G. K. H. Madsen, P. Blaha, K. Schwarz, E. Sjöstedt, and L. Nordström, Phys. Rev. B **64**, 195134 (2001).
 - [17] T. Moriya, *Spin Fluctuations in Itinerant Electron Magnetism*, (Springer-Verlag, New York, 1987).
 - [18] N.W. Ashcroft and N.D. Mermin, *Solid State Physics* (Holt-Saunders International Editions, New York, 1976).
 - [19] K. Mibu, M. Takeda, J. Suzuki, A. Nakanishi, T. Kobayashi, Y. Endoh and T. Shinjo, Phys. Rev. Lett. **89**, 287202 (2002).