

# Public-channel cryptography using chaos synchronization

Einat Klein<sup>1</sup>, Rachel Mislovaty<sup>1</sup>, Ido Kanter<sup>1</sup> and Wolfgang Kinzel<sup>2</sup>

<sup>1</sup>*Minerva Center and Department of Physics,*

*Bar-Ilan University, Ramat-Gan, 52900 Israel, and*

<sup>2</sup>*Institute for Theoretical Physics, University of Würzburg,*

*Am Hubland 97074 Würzburg, Germany*

## Abstract

We present a key-exchange protocol that comprises two parties with chaotic dynamics that are mutually coupled and undergo a synchronization process, at the end of which they can use their identical dynamical state as an encryption key. The transferred coupling-signals are based nonlinearly on time-delayed states of the parties, and therefore they conceal the parties' current state and can be transferred over a *public* channel. Synchronization time is linear in the number of synchronized digits  $\alpha$ , while the probability for an attacker to synchronize with the parties drops exponentially with  $\alpha$ . To achieve security with finite  $\alpha$  we use a network.

PACS numbers: 05.45.Vx, 05.45.Gg, 05.45.Xt

The idea of using chaos for secure communication systems has been the focus of many research projects in the last few years [1, 2, 3, 4, 5]. Although chaotic systems are linearly unstable and unpredictable, they can synchronize [6], which makes them promising candidates for constructing cryptographic systems. However, in chaotic cryptographic systems until now, the partners had to agree on some secret parameter, which somehow had to be transferred privately. After this private agreement, the two chaotic systems synchronize by exchanging signals over a public channel, which then can be used to conceal the message. However, modern cryptographic protocols construct secret keys over a *public* channel. Here we investigate whether such a key exchange is possible using chaotic synchronization.

We present a chaotic system that constructs a *secret* key using a *public* channel, i.e., a cryptographic key-exchange protocol base on chaotic synchronization. In our approach, each party uses a chaotic system. Both of the systems are coupled by exchanging public signals in order to synchronize. Soon after synchronization one of the chaotic variables is used as an encryption key. Although an eavesdropper, listening to the communication channel, knows all the details of the systems including the values of the parameters as well as the signals transmitted, he does not manage to construct the secret key.

The first method in constructing a secret key over a public channel was developed in 1976 by Diffie and Hellmann. This method is based on number theory, its complexity is polynomial with the size of the key, and is the basis of almost all modern encryption protocols. In view of applications in communication by electronic circuits or lasers [5], it would be useful to find cryptographic systems based on continuous signals, and with linear complexity. Our method uses chaotic ordinary differential equations which are coupled by a few of their internal variables. For a cryptographic application we have to add two additional ingredients to the chaotic system: nonlinearity and time delay of the transmitted signals.

The coupling leads to synchronization of the two ODEs, and the partners use one of the variable at some predefined time  $t$  as the secret encryption key. Any eavesdropper is at a disadvantage in that he can only listen but cannot influence the synchronization process of the two partners. Therefore an attacker cannot find the secret key by unidirectional coupling [7]. The difference between bidirectional coupling of the partners and unidirectional coupling of an attacker is the essence of our cryptosystem.

Because the coupling signals are transferred publicly, they must be sophisticated enough to hide the state of the systems. We used coupling signals that are based non-linearly on

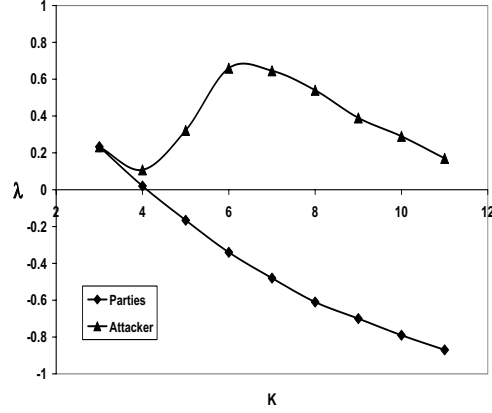


Figure 1: The conditional Lyapunov exponent versus  $K$ , for parties (squares), and the attacker (triangles). Inset: The probability of synchronization vs.  $K$ . For both graphs  $\tau_1 = 0.1$ ,  $\tau_2 = 0.05$  and  $A = 0.3$ .

time-delayed values of the systems, and therefore conceal the system's current state, while still enabling synchronization. Time-delayed coupling has been recently studied [8, 9] and is also observed in systems such as coupled lasers and spiking neurons.

Let us now describe the system in more detail. Consider two Lorenz systems,  $A$  and  $B$ , coupled by their  $x$ -value:

$$\begin{aligned} \frac{dx_A}{dt} &= 10(y_A - x_A) + K[f_B(t) - f_A(t)] \\ \frac{dx_B}{dt} &= 10(y_B - x_B) + K[f_A(t) - f_B(t)] \end{aligned} \quad (1)$$

$$\begin{aligned} \frac{dy_A}{dt} &= 28x_A - y_A - x_A z_A & \frac{dy_B}{dt} &= 28x_B - y_B - x_B z_B \\ \frac{dz_A}{dt} &= x_A y_A - \frac{8}{3} z_A & \frac{dz_B}{dt} &= x_B y_B - \frac{8}{3} z_B \end{aligned}$$

where  $K$  is the coupling strength between the two systems,  $f(t)$  is a non-linear function based on  $x$  at previous time steps:  $f(t) = f(x(t - \tau_1), x(t - \tau_2) \dots)$ .

Each party initializes its variables with secret random values. Use of  $x(t - \tau)$  as the coupling signal is not secure, therefore we suggest using a nonlinear function of the variable

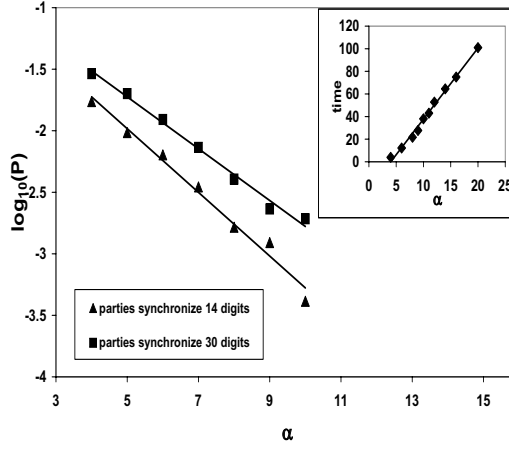


Figure 2: A semi-log plot of the attacker's success probability versus  $\alpha$ , for parties synchronizing 14 digits (triangles), and 30 digits (squares). The parties use  $K = 8$  and the attacker uses  $K = 14$ . Inset: The parties' synchronization time vs. number of synchronized digits, with  $K = 8$ . For both graphs  $\tau_1 = 0.1$ ,  $\tau_2 = 0.05$  and  $A = 0.3$ .

$x$  at previous time steps,  $f(t)$  as described above. Which nonlinear function  $f$  should be used? On one hand,  $f(t)$  should enable synchronization. If we choose a signal that is too far from the  $x$  value, e.g.  $x(t - \tau)$  for a large time delay  $\tau$ , the systems will not synchronize. On the other hand, if we choose a function  $f$  which is linear in  $x(t - \tau)$ , it will be easy to reveal the state of the system. Therefore we add a small perturbation to the main signal, constructed from two delayed values  $x(t_1)$  and  $x(t_2)$ , where  $t_1 = t - \tau_1$  and  $t_2 = t - \tau_2$ :

$$f(t) = x(t_1) + \text{sgn}(x(t_1))A(x(t_1) - x(t_2))^2 \quad (2)$$

where  $\text{sgn}(x(t_1))$  ensures an average mean for the perturbation around  $x(t_1)$ .

Our numerical simulations show that synchronization is possible up to the critical value  $A_c \sim 0.36$ , for  $\tau_1 = 0.1$  and  $\tau_2 = 0.05$ . When approaching this value there is a probability close to 1 that the systems' variables diverge.

We find that with a time delayed-signal, there is a nonzero probability for synchronization only in a limited range  $K_{min} < K < K_{max}$ . For the parameters of Fig. 1, for instance,  $K_{min} \sim 4$  and  $K_{max} \sim 11.5$ . Small values of the coupling strength  $K$  are too weak to achieve synchronization. On the other hand, large values of  $K$  lead to a nonzero probability that the variables of the Lorenz systems  $(x, y, z)$  diverge. Above  $K_{max}$  all initial states

diverge. Similarly, the time delay must not be too large to achieve synchronization. We find a maximal value of  $\tau_i < \tau_{max} \sim 0.12$ . Synchronization is therefore possible only in a limited range of model parameters. It turns out that this is essential for the cryptographic application.

In the following we consider an attacker  $E$  who knows all the details of the model and listens to any communication between the parties  $A$  and  $B$ . The first attack strategy we discuss is an attacker who uses the same Lorenz system as the two parties, follows their steps throughout the process, and also uses the same signal  $f_A(t)$  in order to synchronize.

$$\frac{dx_E}{dt} = 10(y_E - x_E) + K[f_A(t) - f_E(t)] \quad (3)$$

We name this attack the "regular following attack" (RFA). The RFA may use a larger coupling strength  $K$  to increase his tracing steps [6].

Therefore, we have to investigate the behavior of the bidirectionally coupled  $A/B$  system and the unidirectionally coupled  $A/E$  system as the function of the coupling strength  $K$ . A quantitative measure of synchronization is given by the conditional Lyapunov exponents (CLE). Synchronization is possible only if all the CLE of the systems are negative [1]. Fig. 1 shows the largest CLE of the parties (squares), and the RFA attacker (triangles).

The standard technique for measuring the CLE is not applicable in our case, since one has to approximate the time delayed values, for the parties and the attacker. To overcome this difficulty we use the following "self-consistent" procedure, which is a variation on the standard method. The parties start from a point on the attractor, with a small distance  $d_0 = 10^{-8}$  between them. We assume a CLE and then generate the appropriate time delayed values. Given the time delayed values and the current state of the parties, the CLE can now be calculated. The correct CLE is the one for which the measured CLE matched the assumed CLE used for generating the time delayed values. A similar procedure is used for estimating the CLE of the attacker.

Fig. 1 indicates that the CLE of the parties is negative for  $5 \leq K \leq 11$ , while the CLE of the attacker is positive in this regime. Note that for  $K > 11.5$ , the  $x$  values (and also  $y$  and  $z$ ) of the parties and the attacker diverge. In practice we noticed that the the most successful attacker is the one using  $K = 14$ , while the attacker bounds his  $x$ -values to  $|x| < 22$  so as not to diverge.

Fig. 2 displays a semi-log plot of the RFA attacker's success probability vs.  $\alpha$ , the number

of digits he manages to synchronize, when the parties are synchronized by 14 digits (triangles) and 30 digits (squares). His success probability drops exponentially with  $\alpha$ , whereas the synchronization time of the parties grows linearly with  $\alpha$ , as shown in the inset of Fig. 2. Therefore the parties can still use most of their digits for the encryption key.

These results show that chaotic ODEs can be used to generate a secret key over a public channel. There is an interplay between either the positive CLE or the lack of an attractor (the divergence of the parameters of the attacker) and the security of our cryptosystem.

We have seen that the attacker cannot synchronize with the two parties. However, he may try to analyse the exchanged signals  $f_A(t)$  in order to calculate the variable  $x_A(t)$ . The following attack, named the embedded signal attack (ESA), tries to analyse the transmitted signal by embedding the signal in a space, defined by signals transmitted in different time steps [6].

A space  $F = \{f(t), f(t'), f(t'')\dots\}$  is defined, which uses a sequence of  $f$  values from different time steps  $t, t'$ , etc. The attacker tries to map the F-space to corresponding  $x$ -values of the system. If for a small window in F-space there is a small corresponding range of  $x$ -values, then this mapping is possible. Yet if the distribution of  $x$ -values corresponding to a small window in F-space is wide, then  $x$  is not uniquely defined and mapping is not possible.

Fig. 3 shows the distribution of  $x$  values for a window of size 0.02 in F-space,  $F\{f(t), f(t-0.3), f(t-0.9)\}$ . The distribution of  $x$ -values is peaked, therefore the ESA is successful for a *finite*  $\alpha$ . However, for *infinite*  $\alpha$  one has to decrease the window's size accordingly. The probability of finding a point in the dynamics belonging to such a tiny window decreases exponentially with  $\alpha$ , and therefore this attack reduces to a brute force attack. Hence, the presented cryptosystem is also robust against the ESA attack.

In order to increase the key space and to decrease the precision of the calculation we investigated an extension of the system to a network of  $N$  Lorenz equations. Now each party has a ring of Lorenz systems which are coupled as shown in Fig. 3. We tried other topologies as well, but it turned out that the cyclic network yields the highest security. The network generates a key of size  $\alpha N$  and the security is a function of network size  $N$ .

The two cyclic networks  $A$  and  $B$  are coupled: each node is coupled to a parallel node in the other network and to its preceding neighbor by its  $x$  value. The two networks exchange  $N$  signals,  $f(x^i)$   $i = 1\dots N$ , at every time step, and use the following dynamics:

$$\begin{aligned} \frac{dx_A^i}{dt} = & 10(y_A - x_A) + K[f_B^i(t) - f_A^i(t)] \\ & + W[g_A^{i+1}(t) - g_A^i(t)] \end{aligned} \quad (4)$$

and similarly for system  $B$ , where  $f^i(t)$  is given by Eq. 2 for node  $i$  in the network.  $K$  is the strength of the coupling between systems  $A$  and  $B$  and  $W$  is the strength of the inner coupling ("weights"). For simplicity we use  $g(x) = f(x)$  (see Eq. 2) with  $A = 0.1$ .

Our simulations show that the two systems reach a state of synchronization in which, although the values of the two networks are identical, there are no clusters among the nodes of each network and they are de-synchronized (if the inner coupling strength  $W$  is not too strong). Note that although the systems now exchange  $N$  signals, the signal's size is small because we use a small  $\alpha$ .

If the parties synchronize a finite number of digits, another modification must be made in the model to increase security. The attacker's probability of divergence grows with  $A$ , therefore we can enhance the security even further by using a *dynamic* amplitude  $A$  in Eq. 2, in the following way:

$$A(t) = \frac{1}{B|f_A(t) - f_B(t)|^\rho + C} \quad (5)$$

where  $B$  and  $C$  can be constants, or stochastic numbers following a known protocol. At first  $A$  is relatively low, so that the parties will start coming closer. Gradually they get closer and  $A$  grows so that synchronization becomes more difficult. Because the attacker's probability to diverge is higher, using a dynamic pre-factor  $A$  affects him much more than it does the parties; even if he bounds his values  $(x, y, z)$  so as not to diverge, his success probability is greatly reduced.

The RFA attacker tries to synchronize with the parties. When is he considered successful? When he synchronizes all the nodes completely? Synchronizing only part of them is probably enough. We set a very soft criterion and considered a successful attacker one who manages to synchronize at least one node by only 4 digits, while the parties synchronize *all* the nodes by 7 digits. Albeit the soft criterion, we observed that the probability for an attacker to succeed decays exponentially with  $N$ , as demonstrated in Fig. 4. The parties' synchronization time on the other hand, scales with  $N$ , as displayed in the inset of Fig. 4.

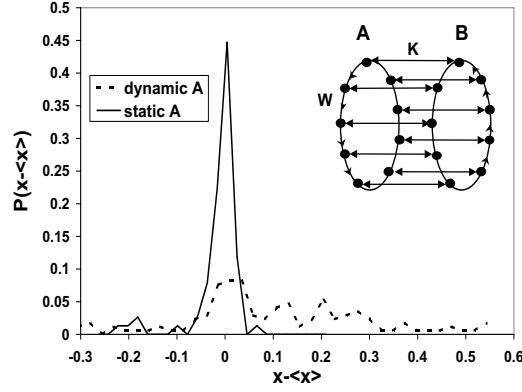


Figure 3: The ESA attack on one node,  $N=1$ . The graph shows the distribution of  $x$  values for a window in F-space,  $F\{f(t), f(t-0.3), f(t-0.9)\}$ , with window edge of 0.02. For dynamic  $A$  as defined in Eq. 5 (dashed line) and static  $A = 0.01$  (black line). Inset: Schematic figure of the two coupled cyclic networks. Each node represents a Lorenz system and is coupled to the preceding node, and to a parallel node in the other network.

Using a network increases the security against RFA. Every Lorenz system in the attacker's network has a probability to diverge. When using a network, if there is a node that diverges, it also affects its neighbors and they too start to diverge. It is like damage-spreading. The attacker finds it difficult to prevent this from occurrence because if he cuts out even one diverging node, he is left with an open chain.

The ESA attacker is relevant only to the case of finite  $\alpha$ . We find that using a dynamic  $A$  as defined in Eq. 5 increases the security against ESA even for  $N = 1$ . Fig. 3 shows the distribution of  $x$  values for a window in F-space,  $F\{f(t), f(t-0.3), f(t-0.9)\}$ . When using a static  $A$ , the distribution of  $x$ -values is peaked, therefore the ESA is successful for a finite  $\alpha$ . However when using a dynamic stochastic  $A$ , the distribution of  $x$ -values corresponding to a small window in F-space is wide. Because  $A$  is dynamic and stochastic, there exist many close trajectories of  $f$  that lead to different  $x$ -values.

Note that another type of attack suggested for cryptographic systems based on synchronization of neural networks [10] is irrelevant to this system. The 'Majority Attack' is based on an ensemble of cooperating attackers [11]. Cooperating attackers are ineffective here because of the linear instability of the dynamics.

To conclude, the ability of two chaotic systems to synchronize when coupled by a time-



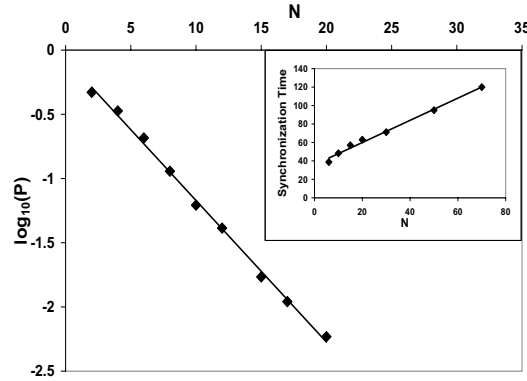


Figure 4: Semi-log plot of the probability of the RFA attacker to synchronize one node, versus  $N$ . Inset: The parties' synchronization time versus  $N$ . For both graphs the parties use  $K=8$  and  $W=2$  and the attacker uses  $K=14$  and  $W=2$ ,  $\rho = 1.5$ ,  $B = 200$  and  $C$  is randomly chosen in the range  $[3, 4]$ .

delayed signal is used to create a cryptographic system. The signals do not reveal the state of the system, yet still enable synchronization. One coupled Lorenz pair is secure when controlling  $\alpha$ . A secure cryptographic system is constructed by weakly coupling  $N$  Lorenz systems, enabling the use of less precision in the calculations. Several factors contribute to the security of this system: the linear instability of the dynamics, the fact that the two parties are mutually coupled while the attacker is one-way coupled, and the structure of the network which allows individual defects to affect the entire system.

Fruitful discussions with Arkady Pikovsky are acknowledged. The research of I.K is partially supported by the Israel Academy of Science.

- 
- [1] L.M. Pecora and T.L. Carroll, Phys. Rev. Lett. 64, 821 (1990).
  - [2] T.L. Carroll and L.M. Pecora, IEE Trans. Circuits Syst. 38, 453 (1991).
  - [3] L.M. Pecora and T.L. Carroll, Phys. Rev. A 44, 2374 (1991).
  - [4] K. Cuomo and A. Oppenheim, Phys. Rev. Lett. 71, (1993).
  - [5] G. Grassi and S. Mascolo, IEEE Trans. Circuits Syst. 46, 49 (1999).
  - [6] Synchronization: A Universal Concept in Nonlinear Sciences. Arkady Pikovsky, Michael Rosenblum and Jurgen Kurths, Cambridge U. Press, N.Y. (2001).
  - [7] M. Rosen-Zvi, E. Klein, I. Kanter and W. Kinzel, Phys. Rev. E **66** 066135 (2002).

- [8] F.M. Atay, J. Jost and A. Wende, Phys. Rev. Lett. **92**, 144101 (2004).
- [9] M. Dhamala, V.K. Jirsa and M. Ding, Phys. Rev. Lett. **92**, 074104 (2004).
- [10] I. Kanter, W. Kinzel and E. Kanter, Europhys. Lett., **57**, 141 (2002).
- [11] L. Shacham, E.Klein, R. Mislovaty, I.Kanter and W.Kinzel, Phys. Rev. E **69**, 066137 (2004).
- [12] We thank Arkady Pikovsky for suggesting this analysis method.