

# Characteristic BEC scaling close to Quantum Critical Point in BaCuSi<sub>2</sub>O<sub>6</sub>

S. E. Sebastian<sup>1</sup>, P. A. Sharma<sup>2</sup>, M. Jaime<sup>2</sup>, N. Harrison<sup>2</sup>, V.

Correa<sup>2</sup>, L. Balicas<sup>3</sup>, N. Kawashima<sup>4</sup>, C. D. Batista<sup>5</sup>, I. R. Fisher<sup>1</sup>

<sup>1</sup>*Geballe Laboratory for Advanced Materials and Department of Applied Physics, Stanford University, Stanford, CA 94305*

<sup>2</sup>*MST-NHMF, Los Alamos National Laboratory, Los Alamos, NM 87545*

<sup>3</sup>*National High Magnetic Field Laboratory, Tallahassee, FL 32310*

<sup>4</sup>*Institute for Solid State Physics, University of Tokyo, Kashiwa, Chiba 277-8581, Japan and*

<sup>5</sup>*Theoretical Division, Los Alamos National Laboratory, Los Alamos, NM 87545*

(Dated: 11th November 2018)

We report an experimental determination of the phase boundary approaching the quantum critical point separating a quantum paramagnetic state and the proposed spin Bose-Einstein condensate of triplons in the spin gap compound BaCuSi<sub>2</sub>O<sub>6</sub>. The ordering temperature is related to the proximity to a quantum critical point at the lower critical magnetic field  $H_{c1} = 23.52 \pm 0.03$  T by a power law parameterized by critical exponent  $\nu$ . We obtain an experimental estimate of  $\nu = 0.63 \pm 0.03$  down to a temperature of 0.61K, which is in good agreement with the mean field prediction of  $\nu = \frac{2}{3}$  for the Bose-Einstein condensation universality class.

Several spin gap compounds, including BaCuSi<sub>2</sub>O<sub>6</sub>[1,2], TlCuCl<sub>3</sub>[3-7] and Sr<sub>2</sub>Cu(BO<sub>3</sub>)<sub>2</sub>[8], have a singlet ground state in zero magnetic field with a gap to the lowest excited triplet state. The spin gap can be closed by an applied magnetic field, such that a quantum critical point (QCP) at a magnetic field  $H_{c1}$  separates the quantum paramagnetic state from a state characterized by long range magnetic order. The order parameter for this transition is  $\langle b^\dagger \rangle$ , the creation operator for a triplet state. In the absence of U(1) symmetry-breaking anisotropy, the transition from the quantum paramagnetic state ( $\langle b^\dagger \rangle = 0$ ) to an ordered state with broken U(1) symmetry ( $\langle b^\dagger \rangle \propto M_{st}^x + iM_{st}^y$  where  $M_{st}^x$  and  $M_{st}^y$  are the  $x$  and  $y$  components of the staggered magnetization in the plane perpendicular to the applied field) may be interpreted as a Bose Einstein condensation (BEC) of triplons [9]. The magnetic field functions as a chemical potential, thereby providing a convenient means to tune a BEC to criticality at the QCP.

The spin gap system BaCuSi<sub>2</sub>O<sub>6</sub> is unique because it provides experimental access to a quantum phase transition of this nature in a spin lattice that can be described by a U(1) rotationally symmetric spin Hamiltonian [1]. A quantum phase transition that belongs to the same universality class is observed in superfluid <sup>4</sup>He[10-12], but with a phase diagram that is comparatively inaccessible for experimentation [13].

The proximity to the QCP is expected to be related to the ordering temperature ( $T_c$ ) by a power law  $T_c \sim (H - H_{c1})^\nu$  [14], which can be expressed in reduced form

$$t = f(h) \times (1 - h)^\nu \quad (1)$$

where  $t = \frac{T_c}{T_{max}}$ ,  $h = \frac{H_{max} - H}{H_{max} - H_{c1}}$  ( $H_{max}$  and  $T_{max}$  represent the point on the phase boundary halfway between  $H_{c1}$  and  $H_{c2}$ , the field at which the magnetization saturates) and  $f(h)_{h=1}$  is finite. The mean field critical exponent  $\nu = \frac{2}{3}$  is characteristic of the Bose-Einstein

condensation universality class, and describes the scaling behavior of a 3D dilute interacting Bose gas near the QCP. The mean field estimate is appropriate since the upper critical space dimension of 2 ( $d_c = 2$  because  $z = 2$  for this universality class) is exceeded [9, 15-17].

In this paper, we present a set of experiments on BaCuSi<sub>2</sub>O<sub>6</sub> that examine the critical scaling of this phase transition in the vicinity of the quantum critical point. The experimental results are consistent with the  $\nu = \frac{2}{3}$  BEC critical exponent, and agree with Monte Carlo simulations in the lowest experimentally accessible temperature window.

BaCuSi<sub>2</sub>O<sub>6</sub> has a well characterized quasi 2D structure [1,2,18] consisting of vertical Cu<sup>2+</sup> dimers arranged on a square bilayered lattice staggered between bilayers. The inter-layer, interdimer and interbilayer exchange couplings have been estimated from high field magnetization data [1] to be  $J = 4.45$ meV,  $J' \simeq 0.58$ meV,  $J'' \simeq 0.116$ meV respectively [1,2]. Representing each dimer by a pseudospin with two possible states (lowest energy states  $s^z = 0$  singlet and  $s^z = 1$  triplet), and using appropriate transformations [1], the effective Hamiltonian describes a 3D gas of hardcore bosons with in-plane nearest neighbor hopping and repulsive interactions. At low temperatures, the system undergoes a second order phase transition, which has been interpreted as triplon condensation [1].

Here, magnetic torque, magnetocaloric effect and specific heat measurements are performed to obtain points on the phase boundary into the ordered state. Features in these thermodynamic quantities characterise the classical 3D-XY phase transition into the ordered state at finite temperatures.

Single crystal samples of BaCuSi<sub>2</sub>O<sub>6</sub> grown by a flux-growth technique [19] are used for these experiments, whereas previous measurements on this material [1,2,18] used single crystals grown by a floating zone technique. Flux grown crystals are chosen because of a lower impu-

rity content, a clearly defined Schottky anomaly in the zero field heat capacity, and narrower nuclear magnetic resonance lines. The characteristic features of the magnetic ordering transition observed previously are identical in these samples, indicating sample independence.

The specific heat of the sample is measured at 36T in a  $^4\text{He}$  cryostat in the hybrid magnet at Tallahassee. The inset to figure 1a shows the characteristic lambda anomaly observed in specific heat, indicating a second order phase transition into the ordered state. The shape is identical to that in [1], which has been fit using directed-loop Monte Carlo simulations. The ordering temperature at 36T is plotted on the phase diagram in figure 1a.

Magnetic torque measurements enable a sensitive probe of the magnetic ordering transition at low temperatures. They are performed in static magnetic fields up to 33T in a  $^3\text{He}$  refrigerator in Tallahassee. Samples are mounted on the moving plate of a phosphor bronze capacitance cantilever, attached to a rigid plate rotatable about an axis parallel to the axis of torque and perpendicular to the applied magnetic field. The sample is mounted with a small angle ( $< 10^\circ$ ) between the applied field and the normal to the sample plane (easy axis  $\hat{c}$ ), such that the applied field exerts a torque on the crystal due to the difference in  $g$ -factor between the  $\hat{a}$  and  $\hat{c}$  orientations with  $g_a = 2.053 \pm 0.007$  and  $g_c = 2.303 \pm 0.003$  [19]. The anisotropy in  $g$  results in an anisotropy in  $H_{c1} = \frac{\Delta}{g\mu_B}$  (where  $\Delta$  is the spin gap)[19]. Hence, on entering the magnetically ordered phase with increasing magnetic field, the anisotropy in magnetization causes a sudden increase in torque, as the field attempts to align the  $\hat{c}$  axis more closely with the applied magnetic field. Torque measurements are made during magnetic field sweeps across the ordering transition at different temperatures.

The signature of the ordering transition is seen in field dependent torque curves in a temperature range 0.61K - 3.3K (sample curves shown in figure 1b). The field at which the phase transition occurs is obtained from the position of a sharp feature in the second derivative of the torque (example shown in the inset to figure 1b) [20]. The feature becomes weaker at higher temperatures, but can be extracted up to  $T = 3.3\text{K}$ . Examples of the ordering transitions thus obtained are indicated by solid symbols on the torque curves in figure 1b. Points on the phase diagram obtained from torque measurements are shown as solid circles in the phase diagram plotted in figure 1a.

The magnetocaloric effect describes the temperature change of a magnetic material associated with an external magnetic field change in an adiabatic process. An abrupt change in the temperature with changing magnetic field indicates a large field variation of the isothermal magnetic entropy, and is associated with an ordering transition. These measurements are a good probe of ordering transitions in a rapidly changing magnetic field, so can be

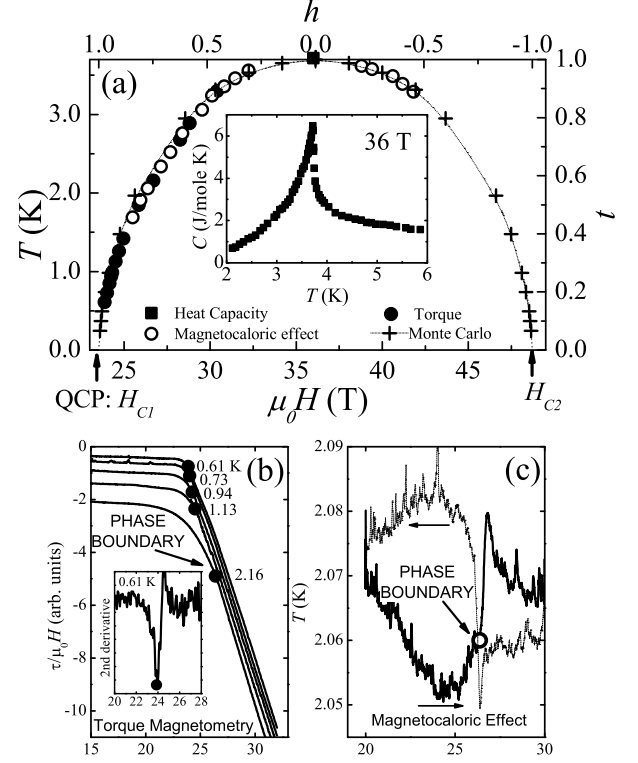


Figure 1: (a) Points on the phase boundary are determined from magnetic torque (solid circles), magnetocaloric effect (open circles), specific heat (solid square) measurements and Monte Carlo simulation (+ symbols, dotted line is a guide to the eye). The inset shows the lambda anomaly in specific heat measured at a magnetic field of 36T. (b) Torque measured as a function of rising magnetic field at sample temperatures as indicated. The ordering transitions determined from a sharp feature in the second derivative (shown in the inset) are indicated on each of the torque curves. (c) Sample curve indicating the temperature change due to the magnetocaloric effect measured as a function of up and down sweeps in a magnetic field. The ordering transition is indicated on the curve.

used to trace the phase boundary [21]. Magnetocaloric effect measurements are carried out in fields up to 45T in a  $^4\text{He}$  cryostat in the hybrid magnet in Tallahassee. Temperature changes are detected during magnetic field sweeps across the ordering transition at different temperatures (shown in fig 1b). The peak in lattice temperature at  $H_{c1}$  ( $H_{c2}$ ) in a rising (falling) field indicates a drop in magnetic entropy with ordering. Similarly, a dip in temperature in a falling (rising) field indicates the transition out of the ordered phase at  $H_{c1}$  ( $H_{c2}$ ). The position of the ordering transition for  $H < H_{\text{max}}$  is obtained from the onset of the peak (as defined by the maximum in the first derivative) in a rising field and for  $H > H_{\text{max}}$  from the onset of the dip in a falling field. The ordering transition thus obtained for a representative field sweep is

shown in figure 1b. Points on the phase diagram obtained from magnetocaloric effect measurements are shown by open symbols in the phase diagram plotted in figure 1a.

The Monte Carlo simulations for this system are performed using the directed-loop algorithm [22] (results are represented by + symbols in figure 1a). Estimates of interdimer exchange coupling are refined from [1], with revised values of  $J' = 0.51\text{meV}$  and  $J'' = 0.168\text{meV}$  yielding better agreement of the Monte Carlo simulations with experimental points on the phase diagram.

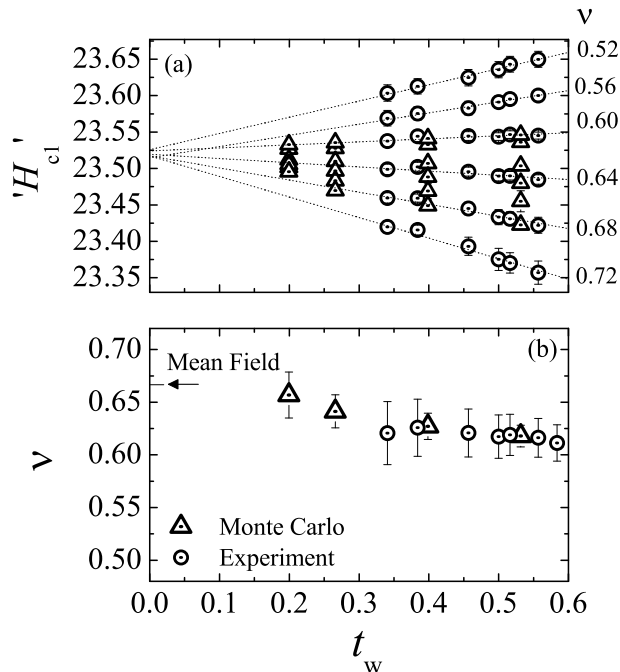


Figure 2: (a) The circles represent estimates of  $H'_{c1}$  obtained from fitting the lowest few experimental points on the phase boundary in figure 1c in a window of increasing size  $t_w$ , to eqn. 2 for different fixed values of  $\nu$ . The x axis  $t_w$  labels the highest reduced temperature of the fit window. The dotted lines show the linear convergence of  $H'_{c1}$  values at  $t_w = 0$ . The triangles represent estimates of  $H'_{c1}$  similarly obtained from Monte Carlo simulation data for corresponding fixed values of  $\nu$ , and similar convergence is observed (b) The circles represent estimates of  $\nu$  from fitting the lowest few experimental points on the phase boundary in figure 1a in a window of increasing size  $t_w$ , to eqn. 2 with  $H_{c1} = 23.52T$  determined from figure 2a. The error bars are due to experimental uncertainty in determining values of  $H_c$ , leading to an uncertainty in the value of  $H_{c1}$ . The triangles represent estimates of  $\nu$  from a similar fit to Monte Carlo simulation data.

Experimental access to the particle-hole symmetric region in  $\text{BaCuSi}_2\text{O}_6$  enables us to extend the region near the QCP in which the power law can be fit. Eqn. 1 describes scaling near  $H_{c1}$  while  $t \propto (1+h)^\nu$  describes scaling near  $H_{c2}$ . In other words, the particle-hole sym-

metry of the system implies that  $t$  is a function of  $h^2$ :

$$t = g(h^2) \times [(1-h)(1+h)]^\nu \equiv g(h^2) \times (1-h^2)^\nu (2)$$

where  $g(h^2)$  varies more slowly than  $f(h)$  in the vicinity of the QCP.

In this set of experiments, points on the particle-hole symmetric phase diagram first reported in [1] are refined using measurements on a flux-grown single crystal and extended to low temperatures close to the QCP (figure 1a). Critical scaling near the QCP is described by eqn. 2. Importantly, we have access to sufficient data points in the low temperature region near  $H_{c1}$  to obtain an estimate of the critical scaling exponent by fitting a power law dependence in that region.

The power law dependence in the quantum critical region is extremely sensitive to both the fit temperature range, and to the estimate of  $H_{c1}$  [17]. We use an empirical convergence approach to determine the best estimate of  $H_{c1}$ . Figure 2a shows the trend in the estimate of  $H_{c1}$  (denoted as  $H'_{c1}$ ) obtained by fitting the lowest few experimental points on the phase boundary in figure 1a in a window of increasing size  $t_w$  to eqn. 2 (where  $g(h^2)$  is assumed to be constant to a first approximation) for different fixed values of  $\nu$ . Near the QCP, it is empirically observed from linear extrapolation to  $t_w = 0$ , that estimates of  $H'_{c1}$  become less dependent on  $\nu$ , and converge to a single value irrespective of the value of  $\nu$  (figure 2a). Similar convergence to  $H_{c1}$  is observed for the Monte Carlo simulation results (figure 2a). The convergence is due to the fact that the QCP is at  $H_{c1}$ , independent of the path along which it is approached (characterized by  $\nu$ ). From  $H'_{c1}$  convergence, we obtain an estimate of  $H_{c1} \simeq 23.52T$ . The uncertainty in this value of  $H_{c1}$  is estimated to be  $0.03T$ , arising from the experimental uncertainty in measuring  $H_c$ . The value of  $H_{c1} = 23.52 \pm 0.03T$  thus obtained is then used to estimate the critical exponent  $\nu$ .

The critical exponent  $\nu$  is estimated from fitting eqn.2 (with  $g(h^2) \approx \text{const.}$ ) to the narrowest temperature range near the QCP with a statistically significant number of experimental datapoints. Figure 2b shows the variation in  $\nu$  with the size of the temperature window that is fit to eqn. 2 (points on the phase boundary are fit from the lowest value of  $t = 0.16$  to a highest value of  $t = t_w$ ). As the critical region near the QCP is approached with narrowing window size,  $\nu$  approaches the theoretical mean field value of  $\frac{2}{3}$ . In the lowest experimentally accessible temperature window down to  $0.61K$ , we obtain a value of  $\nu = 0.63 \pm 0.03$ . Performing a similar analysis for data points from the Monte Carlo simulation reveals the expected increase in  $\nu$  to the theoretical mean field value as the temperature window is further reduced below currently accessible experimental temperatures (figure 2b). The experimental estimate of  $\nu = 0.63 \pm 0.03$  based on measurements down to tem-

perature  $t = 0.16$  is consistent with the theoretical mean field prediction of  $\nu = \frac{2}{3}$  to within experimental error.

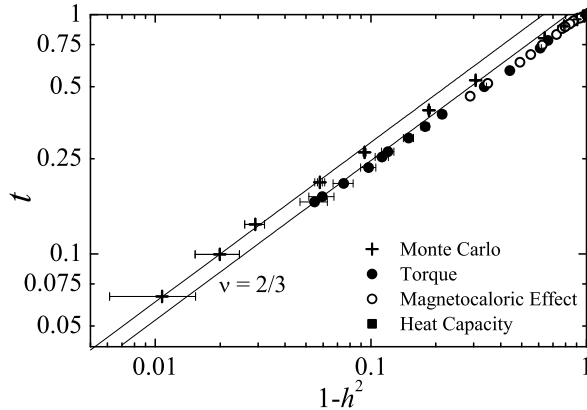


Figure 3: Points on the phase boundary determined from magnetic torque (solid circles), magnetocaloric effect (open circles) and heat capacity (solid square) measurements for  $H_{c1} = 23.52$  T,  $H_{\max} = 36.12$  T,  $T_{\max} = 3.70$  K and from Monte Carlo simulation (crosses). The lines represent eqn. 2 with  $\nu = \frac{2}{3}$ .

Figure 3 shows the comparison between the Monte Carlo simulation and the experimental data for  $H_{c1} = 23.52$  T. The lines represent the power law (eqn. 2) with  $\nu = \frac{2}{3}$ . The Monte Carlo simulation and experimental data are in good agreement in the lowest experimentally accessible temperature window. We empirically observe that the deviation from the power law at higher temperatures is less in the case of the experimental data than for the Monte Carlo simulation.

In summary, we performed magnetic torque and magnetocaloric effect experiments to map out the phase diagram in the vicinity of the QCP in the spin gap system  $\text{BaCuSi}_2\text{O}_6$ . Points down to 0.61 K are fit to the power law  $t = g(h^2) \times (1 - h^2)^\nu$  (with  $g(h^2) \approx \text{const.}$ ) to give a value  $\nu = 0.63 \pm 0.03$ . The estimate we obtain for  $\nu$  near the QCP is close to the theoretical value  $\nu = \frac{2}{3}$ , whereas previous experimental measurements of  $\nu$  in the spin gap system  $\text{TlCuCl}_3$  have resulted in lower values in the range 0.43 – 0.60 [3-7]. The other known experimental measurements of the BEC critical exponent  $\nu$  have been on  $^4\text{He}$  adsorbed in aerogel [10-12], which is a realisation of a dilute Bose gas, but is experimentally limited by the presence of a random external potential.  $\text{BaCuSi}_2\text{O}_6$  is a unique U(1) symmetric spin gap material that enables experimental access to a QCP separating a quantum paramagnet from a Bose-Einstein condensate [1]. It provides a novel experimental realization of a BEC in a grand canonical ensemble in the absence of an exter-

nal potential, with the region around the QCP accessible by a tuneable external magnetic field.

This work is supported by the National Science Foundation (NSF), DMR-0134613. Experiments performed at the NHMFL were supported by the NSF, Florida State, and the Department of Energy. Monte Carlo computations presented here were performed with the SGI 2800/384 at the Supercomputer Center, Institute for Solid State Physics, University of Tokyo. The numerical work was supported by a Grant-in-Aid (Program No. 14540361) from Monkasho, Japan. S. E. S. thanks D. I. Santiago for helpful discussions. I. R. F. acknowledges support from the Alfred P. Sloan Foundation and S. E. S. from the Mustard Seed Foundation.

- 
- [1] M. Jaime *et al.*, Phys. Rev. Lett. **93**, 087203 (2004).
  - [2] Y. Sasago *et al.*, Phys. Rev. B. **55**, 8357 (1997).
  - [3] T. Nikuni *et al.*, Phys. Rev. Lett. **84**, 5868 (2000).
  - [4] Ch. Ruegg *et al.*, Nature **423**, 62 (2003).
  - [5] H. Tanaka *et al.*, J. Phys. Soc. Jpn. **70**, 939 (2001).
  - [6] A. Oosawa *et al.*, Phys. Rev. B. **63**, 134416 (2001).
  - [7] Y. Shindo and H. Tanaka, J. Phys. Soc. Jpn. **73**, 2642 (2004).
  - [8] S. E. Sebastian *et al.*, condmat/0403334.
  - [9] T. Giamarchi and A. M. Tsvelik, Phys. Rev. B. **59**, 11398 (1999).
  - [10] B. C. Crooker *et al.*, Phys. Rev. Lett. **51**, 666 (1983).
  - [11] P.A. Crowell *et al.*, Phys. Rev. B **55**, 12620 (1997).
  - [12] P.A. Crowell *et al.*, Phys. Rev. Lett. **75**, 1106 (1995).
  - [13] Tuning the particle hole density to provide access to the QCP requires absorption of  $^4\text{He}$  in an external media, which introduces a random external potential and effects due to surface absorption that influence system behaviour.
  - [14] S. Sachdev, Quantum Phase Transitions (Cambridge University Press, 1999)
  - [15] M. P. A. Fisher *et al.*, Phys. Rev. B. **40**, 546 (1989).
  - [16] N. Kawashima, J. Phys. Soc. Jpn. **73**, 3219 (2004).
  - [17] O. Nohadani *et al.*, Phys. Rev. B. **69**, 220402(R) (2004).
  - [18] K.M. Sparta and G. Roth, Act. Crys. B. **60**, 491 (2004).
  - [19] S. E. Sebastian *et al.*, in preparation.
  - [20] The non-analytic behavior of the free energy  $F(T, H)$  is dominated by a single relevant exponent. Hence, the singular behavior of  $F(T, B)$  when  $T$  and  $B$  are close to a critical point on the line  $T_c(B)$  does not depend on the direction  $u(H - H_c, T - T_c)$  of approach to the critical point, as long as it is not tangent to the critical line. In particular, for  $u = T - T_c$  we have  $\partial^2 F / \partial^2 u = C \propto u^{-\alpha}$ . Choosing  $u = H - H_c$ , we obtain  $\partial^2 F / \partial^2 H = \partial M / \partial H \propto (H - H_c)^{-\alpha}$ . Since  $\alpha \sim -0.015$  [Camprostrini *et al.*, Phys. Rev. B **63**, 214503 (2001)] for a 3D XY-like transition, the second derivative of the magnetization is divergent at the critical point:  $\partial^2 M / \partial^2 H \propto (H - H_c)^{-1-\alpha}$ .
  - [21] M. Jaime *et al.*, Phys. Rev. Lett. **89**, 287201 (2002).
  - [22] O.E. Syljuåsen and A. W. Sandvik, Phys. Rev. E **66**, 046701 (2002).