

Spin-glass behavior in the random-anisotropy Heisenberg model

Orlando V. Billoni, Sergio A. Cannas,^y and Francisco A. Tamarit^y

*Facultad de Matemática, Astronomía y Física, Universidad Nacional
de Córdoba, Ciudad Universitaria, 5000 Córdoba, Argentina*

(Dated: May 24, 2019)

We perform Monte Carlo simulations in a random anisotropy magnet at a intermediate exchange to anisotropy ratio. We focus on the out of equilibrium relaxation after a sudden quenching in the low temperature phase, well below the freezing one. By analyzing both the aging dynamics and the violation of the Fluctuation Dissipation relation we found strong evidence of a spin-glass like behavior. In fact, our results are qualitatively similar to those experimentally obtained recently in a Heisenberg-like real spin glass.

PACS numbers: 75.10.Nr, 75.50.Kj.

Random magnetic anisotropy seems to be a fundamental ingredient for any realistic description of amorphous materials. For the particular case of amorphous alloys [1, 2], the three dimensional classical Heisenberg model with random uniaxial single-site anisotropy (RAM) is considered to be the proper model for studying both their thermodynamic and dynamic properties. Since the model was introduced [3], the nature of the ordered phase at low temperatures is a subject of controversy. Recently, Itakura [4] proposed a schematic phase diagram for the RAM where different kinds of order can be found, depending both on the temperature and the anisotropy strength of the system.

When an amorphous material is cooled, it can eventually get blocked at certain temperature T_f , at which the magnetic moments freeze pointing in random directions. The value of T_f strongly depends on the degree of anisotropy, the strength of the interactions between domains and the cooling rate. It is worth here to stress that this *freezing process* is a dynamical phenomenon which can not be associated to any true thermodynamical phase transition. In particular, this phenomenology has been reported, during the last years, in the study of hard magnetic amorphous alloys [5, 6], which has been also successfully simulated using a slightly modified version of the RAM [7]. On the other hand, in experimental spin glasses [8], zero field cooling (ZFC) and field cooling (FC) curves of magnetization versus temperature are useful to estimate the characteristic freezing temperatures of the systems.

Most of the numerical effort in the study of the RAM model concerns the case of strong or infinite anisotropy. In this case the model seems to present a low temperature spin glass like phase (usually called speromagnetic [9]). On the other hand, in the weak anisotropy limit, the system tends to order locally in a ferromagnetic state [10] (also called asperomagnetic). When increased to intermediate values, the anisotropy seems to destroy the asperomagnetic ferromagnetic state, and the systems orders in the so called *correlated speromagnetic* or *correlated spin-glass*. It has been recently verified in Ref.[4], by means of

a very extensive numerical simulation, that the competition between exchange and anisotropy gives place to a quasi-long-range order (QLRO) low temperature phase characterized by frozen power-law spin-spin correlations. Although in this case several important questions are still matter of controversy, all the theoretical results ultimately confirm the observed lack of long range ferromagnetic order observed experimentally in magnetic materials with isotropic easy axis distribution [11].

Although the RAM model has deserve much attention during the last years, most of the works were concerned on its equilibrium properties as well as on its magnetic behavior, paying little attention to its relaxation dynamics. The main question we want to address in this letter concerns the possible existence of a spin-glass like dynamical behavior associated with QLRO low temperature phase in the intermediate anisotropy regime. We analyze, through Monte Carlo simulations, the out of equilibrium relaxation of the three dimensional RAM model defined on a cubic lattice. In particular, we report results obtained in the low temperature phase (well below T_f) and for intermediate values of the anisotropy to exchange ratio.

The system is ruled by the following classical Heisenberg Hamiltonian:

$$H = \sum_{\langle i,j \rangle} J \mathbf{S}_i \cdot \mathbf{S}_j - D \sum_i (\mathbf{n}_i \cdot \mathbf{S}_i)^2 - H_i \cdot \mathbf{S}_i \quad (1)$$

where D and $J > 0$ are the anisotropy and the exchange strength, respectively, and H_i is an external field acting on the site i . The spin variable \mathbf{S}_i is a three components unit vector associated to the i -th node of the lattice and the first sum runs over all nearest-neighbor pairs of spins. \mathbf{n}_i is unit random vector that defines the local easy axis direction of the anisotropy at site i . These easy axis are quenched variables chosen from a isotropic distribution on the unit sphere. The simulations were performed in a system of $N = L^3$ spins ($L = 15$), using a Monte Carlo Metropolis algorithm [12] with periodic boundary conditions (in fact, we have compare different system sizes, confirming that for $L = 15$ finite size effects become very

small). The ratio between the anisotropy and the exchange strength was fixed at the value $D = J = 3.5$, which is comparable to those values observed in real amorphous material and clusters ferromagnetic alloys [7]. Following the ideas used in Ref. [7], at each spin actualization the direction of the spin is adjusted in such a way to maintain an acceptance rate close to 0.46.

The first step was to locate the *freezing temperature* T_f for these particular values of the parameters by looking for the temperature at which zero field cooling (ZFC) and field cooling (FC) curves split each other. Fig.1 shows the magnetization divided by the field $M = H$ (dc susceptibility) as a function of $T = J$, both for the ZFC and FC processes. The simulation protocol used is the following: we performed 1000 Monte Carlo steps (MCS) at a given temperature and at a constant acceptance rate in order to equilibrate the system, after which, we used other 1000 MCS to get a time average of the magnetization before decreasing the temperature. Between 20 and 40 different realization of the disorder were used to average the results. We find that the freezing temperature $T_f = J$ is close to 0.5. At very low temperature the dc susceptibility in the ZFC curves is constant and the magnetization almost zero, indicating a speromagnetic *spin-glass like* order. In other words, the spins are frozen into random orientations with average correlation over at most one lattice parameter. As temperature increases the dc susceptibility also increases, indicating that the system goes to an anisotropic asperomagnetic phase. On the other hand, it can be seen that as $T \rightarrow 0$, $M_{FC} \rightarrow 0.5$, as expected in an asperomagnetic phase (and in agreement with other theoretical [10] and numerical predictions [13]). Due to *local* character of this asperomagnetic phase, a sufficiently large system could eventually develop a local order without any global magnetization (QLRO), as in fact is observed in amorphous materials. Notice that both curves present, above T_f , an inflection point which is very close to the Heisenberg critical temperature, indicating the loss of magnetic order and the entrance in the paramagnetic phase (or superparamagnetic phase, in particulate systems).

Disordered systems, when suddenly quenched down into the low temperature phase, suffer a drastic slowing down of their relaxation dynamics. At the same time, a very strong dependence on the history of the sample emerges, a phenomenon usually called *aging*. In a real experiment, the simplest way for measuring aging is by suddenly quenching the system without field into the ordered phase. The system *ages* in this phase during certain waiting time t_w , at which the field is switched off. The measurement of the relaxation of the magnetization then strongly depends on both, the age or waiting time t_w and the time t elapsed since the field was turned off, indicating the loss of time translation invariance (TTI) proper of any equilibrated state. In a computer simulation the same effect can be visualized by measuring the two time

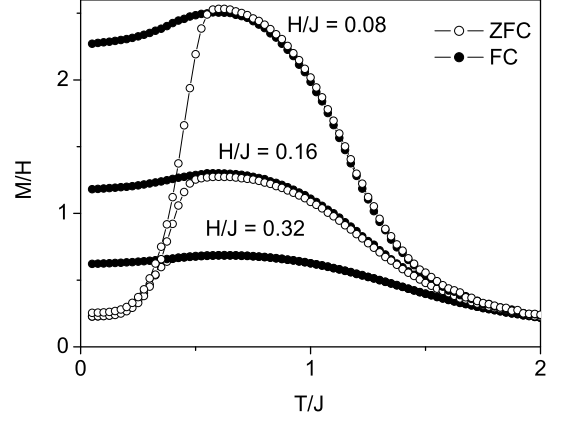


FIG. 1: Magnetization divided by the field $M = H$ (dc susceptibility) as a function of the rescaled temperature $T = J$ for different applied fields, both for the ZFC and FC processes.

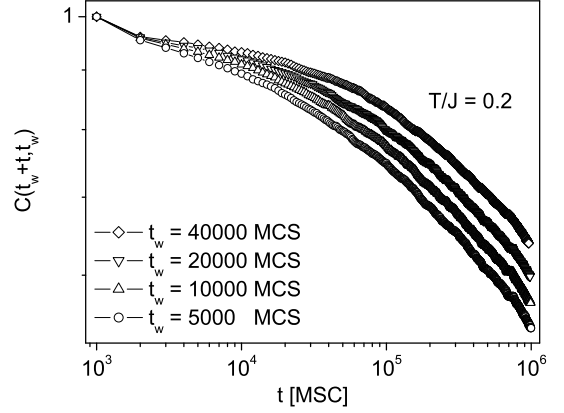


FIG. 2: Correlation curves $C(t_w + t; t_w)$ as function of time t (MCS) obtained at $T = J = 0.2$, for $L = 15$ and for different values of t_w .

auto correlation function after a sudden quench from infinite temperature into the low temperature phase:

$$C(t_w + t; t_w) = \frac{1}{N} \sum_i^D S_i(t_w) S_i(t_w + t) \quad (2)$$

where t_w is the time elapsed after the quenching and $[\dots]$ means an average over the disorder.

In Fig. 2 we present the curves of $C(t_w + t; t_w)$ obtained at $T = J = 0.2$, $L = 15$ and for different values of t_w . The plot clearly confirms the appearance of aging, characterized both by the loss of TTI and the fact that the system decays slower as its age t_w increases.

Actually, aging is so ubiquitous in nature, that one can wonder whether it is useful or not to look for this phenomenology. But fortunately, the peculiar dependence of

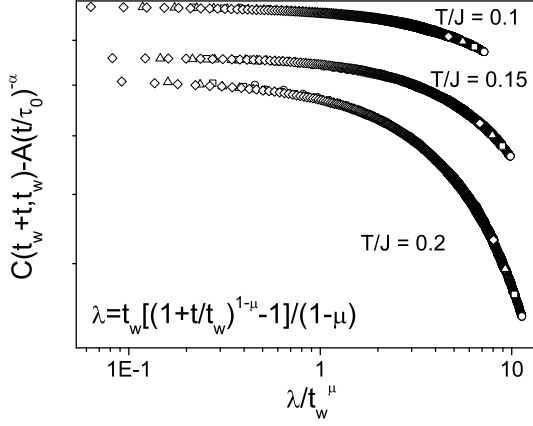


FIG. 3: Rescaled correlations curves for three different values of T/J (0.1, 0.15 and 0.2). Each curve we shown in the graph correspond to four correlation curves $C(t_w + t; t_w)$ with $t_w = 5000, 10000, 20000$ and 40000 (measured in MCS).

$C(t_w + t; t_w)$ on t and t_w on a great variety of systems (both theoretical and real systems) suggests the existence of only a few *universality classes* associated to the out of equilibrium relaxation of the model, as occurs, for instance, in critical phenomena and coarsening dynamics. All this indicates that, despite any microscopic difference between different systems, the relaxation must be dominated by a few relevant ingredients.

In order to classify the universality class, we looked for the best data collapse of the curves obtained for different waiting times, checking different scaling forms. The best results we obtained are presented in Figure 3, where we followed the standard scaling procedure used in spin glasses materials (like for instance $\text{CdIn}_{0.3}\text{Cr}_{1.7}\text{S}_4$ [16]). The two time autocorrelation function is assumed to have two different components $C(t_w + t; t_w) = C_{\text{st}}(t) + C_{\text{ag}}(t_w + t; t_w)$, the first one corresponding to an stationary part (independent of t_w) and the second part (the aging one) depending both on t and t_w . The stationary part is a power law function $A(t) = t^{-\mu}$, which is predominant at very small times. The aging part is a function of $(t; t_w) = t_w^{-\lambda}$, where

$$\lambda = t_w [(1 + t/t_w)^{1-\mu} - 1] / (1-\mu) \quad (3)$$

The curves presented in Fig.3 correspond to three different values of T/J (0.1, 0.15 and 0.2), all of them well below the freezing temperature of the system. In each curve we have collapsed the four different curves obtained for four different waiting times $t_w = 5000, 10000, 20000$ and 40000 (measured in MCS). Note the excellent superpositions obtained, which extends over the complete time span simulated. It is worth to stress that this scaling law has been vastly used in the study of aging dynamics in real spin glass materials, yielding excellent data collapses

TABLE I: Fitting parameters of the scaling.

T/J	A		
0.10	0.002	0.4	0.93
0.15	0.012	0.06	0.86
0.20	0.16	0.07	0.83

of the experimental results [14, 15, 16, 17].

The set of parameters obtained (shown in table I) are in a good agreement with those obtained experimentally in real spin glasses [16]. This behavior indicates that $C(t_w + t; t_w)$ scales as t/t_w at short t (since $\mu < 1$), while in the large t limit and for the values of μ obtained (which are all close to 1) its behaviors is almost logarithmic on t/t_w (as expected in a activated scenario [18]).

Finally, we analyzed the Fluctuation Dissipation Relation (FDR), which can be expressed as [19]:

$$R(t_w + t; t_w) = \frac{X(t_w + t; t_w) \partial C(t_w + t; t_w)}{3T \partial t_w} \quad (4)$$

where $R(t_w + t; t_w) = 1/N \sum_i \langle h_i^z(t_w + t) h_i^z(t_w) \rangle$ is the response to an external magnetic field $h_i(t)$ in the z direction and $X(t_w + t; t_w)$ is the fluctuation dissipation factor. In equilibrium the Fluctuation Dissipation Theorem (FDT) holds and $T X(t_w + t; t_w) = 1$, while out of equilibrium X depends on t and t_w in a non trivial way. It has been conjectured [19] that $X(t_w + t; t_w) = X[C(t_w + t; t_w)]$. This conjecture has proved valid in all systems studied to date.

Instead of considering the response function it is easier to analyze the integrated response function

$$(t_w + t; t_w) = \int_{t_w}^{t_w + t} R(t_w + t; s) ds \quad (5)$$

Assuming $X(t_w + t; t_w) = X[C(t_w + t; t_w)]$ one obtains

$$3T \int_{t_w}^{t_w + t} (t_w + t; t_w) = \int_{C(t_w + t; t_w)}^1 X(C) dC \quad (6)$$

and by plotting $3T \int_{t_w}^{t_w + t} (t_w + t; t_w)$ vs. C one can extract X from the slope of the curve. In particular, if the FDT holds $X = 1$ and $3T \int_{t_w}^{t_w + t} (t_w + t; t_w) = (1 - C(t))$; any departure from this straight line brings information about the non-equilibrium process. In numerical simulations of spin [20] and structural glass models [21, 22] it has been found that, in the non-equilibrium regime, this curve follows another straight line with smaller (in absolute value) slope when $t/t_w \ll 1$. In this case the FD factor X can be interpreted as an effective inverse temperature [23] $T_{\text{eff}} = T/X$. At time t_w we took a copy of the system spin configuration, to which a random magnetic field $h_i(t) = h_i$ was applied, in order to avoid favoring the QLRO [24, 25]; i

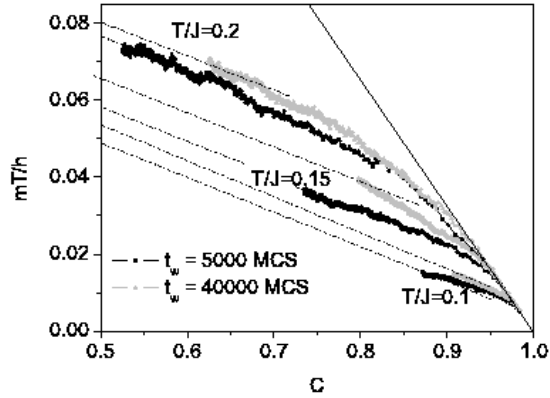


FIG. 4: Parametric plot of $T m(t_w; t_w) = h$ versus $C(t_w; t_w)$ for three reduced temperatures T/J (0.1, 0.15 and 0.2 from bottom to top) and two different waiting times t_w (5000 and 40000 MCS). The solid line indicates the validity of Fluctuation Dissipation Theorem (slope $1/3$).

was taken from a bimodal distribution ($i = 1$). Using the results from the FC and ZFC calculations, the strength h of the field was taken small enough to guarantee linear response; the integrated response then equals $(t_w + t; t_w) = m(t_w + t; t_w) = h$, where $m(t_w + t; t_w)$ is the staggered magnetization conjugated to the field $h_i(t)$, averaged over the random field variables.

In Fig. 4 we display $T m(t_w + t; t_w) = h$ vs. $C(t_w + t; t_w)$ in a parametric plot. The curves correspond to the three different values of T/J plotted in Fig. 3; in each case we present the results obtained for two different waiting times $t_w = 5000$ and 40000 MCS. In all the cases studied we observe a typical two time separation behavior, proper of real spin glasses. At $t = 0$ the system starts in the right bottom corner (fully correlated and demagnetized) and during certain time (that depends in this case both on t_w and C) it runs over the equilibrium straight line, indicating the existence of a quasi equilibrium regime. Nevertheless, at certain time the system clearly departs from this quasi-equilibrium curve and moves along a different straight line, but with a different (smaller) slope, indicating an effective temperature that is larger than the temperature of the thermal bath. This one-step temporal regime observed in this model is very common in structural glasses but also in spin glass materials. Both numerical results on the Heisenberg spin glass with weak anisotropy [26] and experimental measurements in $\text{CdIn}_{0.3}\text{Cr}_{1.7}\text{S}_4$ spin glasses, present this kind of dynamical behavior.

Summarizing, in this letter we have studied the out of equilibrium dynamics of the RAM model. The parameters have been chosen in such a way to model systems with a freezing temperature well below the ordering temperature. We have restricted ourselves to consider the

case of intermediate values of $D = J$, where both effects exchange and randomness, compete each other. This peculiar regime is specially interesting, since on one hand there exists certain degree of controversy about the expected ordering of the system, and on the other hand it allows to model different interesting real magnetic materials. Our analysis, based both on the study of aging and on the FDR in the low temperature phase, are consistent with the existence of a spin-glass ground state of the model, where the slowing mechanisms are then related to the topology of the energy landscape of the model.

This work was partially supported by grants from CONICET (Argentina), Agencia Córdoba Ciencia (Argentina) and SECYT/UNC (Argentina).

Electronic address: billoni@famaf.unc.edu.ar; Postdoc fellow of CONICET, Argentina

^y Member of CONICET, Argentina

- [1] F. Hellman, E. N. Abarra, A. L. Shapiro, and R. B. van Dover, Phys. Rev. B **58**, 5672 (1998).
- [2] S. J. Pickart, J. J. Rhyne, and H. A. Alperin, Phys. Rev. Lett. **33**, 424 (1974).
- [3] R. Harris, M. Plischke, and M. J. Zuckermann, Phys. Rev. Lett. **31**, 160 (1973).
- [4] M. Itakura, Phys. Rev. B **68**, 100405(R) (2003).
- [5] A. Inoue, T. Zhang, and A. Takeuchi, Mater. Trans. JIM **37**, 99 (1996).
- [6] O. Billoni, S. Urreta, and L. Fabietti, J. Magn. Magn. Mater. **265**, 222 (2003).
- [7] L. Wang, J. Ding, H. Z. Kong, Y. Li, Y. P. Feng, Phys. Rev. B **64**, 214410 (2001).
- [8] R. V. Chamberlin, M. Hardiman, L. A. Turkevich, and R. Orbach, Phys. Rev. B **25**, 6720 (1982).
- [9] J.M.D. Coey, J. Appl. Phys. **49**, 1646 (1978).
- [10] E. M. Chudnovsky, W. M. Saslow, and R. A. Serota, Phys. Rev. B **33**, 251 (1986).
- [11] M. Dudka, R. Folk, and Y. Holovatch, cond-mat/0406692 (2004).
- [12] J. García-Otero, M. Porto, J. Rivas, and A. Bunde, J. Appl. Phys. **85**, 2287 (1999).
- [13] R. Harris and S. H. Sung, Journal of Physics F: Metal Physics **8**, L299 (1978).
- [14] E. Vincent and J. Hammann, J. Phys. C **20**, 2659 (1987).
- [15] F. Ladieu, F. Bert, V. Dupuis, E. Vincent, and J. Hammann, cond-mat/0403356 (2004).
- [16] M. Alba *et al.*, J. Appl. Phys. **63**, 3683 (1987).
- [17] E. Vincent, J. Hammann, M. Ocio, JP Bouchaud and L. Cugliandolo, Proceedings of the Sitges conference (E. Rubi ed, Springer-Verlag, 1997).
- [18] D. S. Fisher and D. A. Huse, Phys. Rev. B **38**, 386 (1988).
- [19] L. F. Cugliandolo and J. Kurchan, Phys. Rev. Lett. **71**, 173 (1993).
- [20] G. Parisi, F. Ricci-Tersenghi, and J. J. Ruiz-Lorenzo, Phys. Rev. B **57**, 13617 (1998).
- [21] W. Kob and J.-L. Barrat, Phys. Rev. Lett. **78**, 4581 (1997).
- [22] G. Parisi, Phys. Rev. Lett. **79**, 3660 (1997).
- [23] L. F. Cugliandolo, J. Kurchan, and L. Peliti, Phys. Rev.

- E **55**, 3898 (1997).
- [24] A. Barrat, Phys. Rev. E **57**, 3629 (1998).
- [25] D. A. Stariolo and S. A. Cannas, Phys. Rev. B **60**, 3013 (1999).
- [26] H. Kawamura, Phys. Rev. Lett. **90**, 237201 (2003).