

## Electrostatic interface tuning in correlated superconducting heterostructures

Natalia Pavlenko and Thilo Kopp

Institute of Physics, University of Augsburg, 86135 Augsburg, Germany

An electrostatic field, which is applied to a gated high-temperature superconducting (HTSC) film, is believed to affect the film similar to charge doping. Analyzing the pairing in terms of a  $t$ - $J$  model, we show that a coupling to electric dipoles and phonons at the interface of film and dielectric gate localizes the injected charge and leads to a superconductor-insulator transition. This results in a dramatic modification of the doping dependent phase diagram close to and above the optimal doping which is expected to shed light on recent electric field-effect experiments with HTSC cuprates.

PACS numbers: 74.81.-g, 74.78.-w, 73.20.-r, 73.20.Mf

**Introduction.** Interface physics of strongly correlated oxides is a rapidly developing branch of materials science. In heterostructures of ultrathin correlated oxide

films, charge and spin states are reconstructed at the interfaces and hence affect the superconducting properties of the entire system [1, 2]. This interface-controlled behavior provides new opportunities for oxide-film electronics, where a powerful tool for tuning the heterostructure properties is the electric field [1, 3]. In high-temperature superconducting oxides, electric fields can be used to switch between superconducting and insulating states by electrostatically tuning the free carrier density [4, 5]. In contrast to chemical doping, where the modifications in the doping level are inevitably related to changes in chemical bonding and microstructure, the field-effect experiments are expected to only modify charge, keeping the microstructure fixed.

In superconducting field-effect transistors (SuFET's), an electric field is applied to a dielectric gate and sweeps charge carriers into a HTSC-film in the drain-source channel. The gate polarization attracts the injected carriers at the gate/film-interface. It thereby creates an accumulation region with a shifted local  $T_c$  which, for a nm-thick film, should result in a tuning of the global  $T_c$ . With the assumption of a fixed interface microstructure, the field-induced  $T_c$  shift should be fully determined by the electric field doping. However, whereas in underdoped HTSC cuprate films the observed  $T_c$  shift is about 5{18 K, in the overdoped films  $T_c$  is not substantially changed by the field [4, 5]. This striking doping dependence is usually explained in terms of a Thomas-Fermi screening length  $\lambda_{TF}$  which suggests a stronger exponential decay of accumulated charge inside the overdoped films with higher total carrier density. However, in anisotropic systems, the quantum mechanical extent of the charge from the interface is greater and decays slower, in distinction to the classical Thomas-Fermi approach [6]. As the cuprate films contain  $\text{CuO}_2$ -planes with an interplanar distance  $\sim 1$  nm, only a particular amount of injected charge is accumulated in the first plane at the interface, and the rest is redistributed in the 2{4 nearest planes [7]. In these multilayers, the charge

concentration to the first plane increases for higher total charge densities in the film [7]. Consequently, in the underdoped cuprate film, despite larger  $\lambda_{TF}$ , the low carrier density results in  $\sim 80\%$  of confined charge (mechanisms to achieve stronger confinement have been studied in Ref. 8). In the overdoped film, about 100% of the injected charge is confined [7]. As in both cases the calculated field-accumulated charge densities are roughly equal, one should expect similar shifts of  $T_c$  both in the under- and overdoped films. This similarity implies that without consideration of the microscopic processes at the gate/film interface, the field doping alone cannot satisfactorily explain the doping dependences of the  $T_c$  shift.

In a typical SuFET, the strong modulation of injected carriers requires a gate polarization in the range  $10\{30$  C/cm<sup>2</sup>. To achieve this polarization, one uses gates with dielectric constant in the range  $20\{100$ , fabricated from complex perovskite transition metal oxides like  $\text{SrTiO}_3$  (STO). Here, extensive studies [9] show that a fundamental property is the hybridization of oxygen (O)  $p$ - and transition metal (Ti)  $d$ -orbitals caused by the Ti-O-displacements. The Coulomb interaction  $V_{pd}$  of a small amount of injected holes with the hybridized  $p$ - $d$  electrons in the insulating gate remains almost unscreened,  $V_{pd} \sim 1\{2$  eV | the spatial distance between the nearest interface unit cells of gate and film is about  $2.5\{5$  Å. Moreover, the holes strongly interact with optical TiO-phonons which polarize the interface. These excitation processes at the interface can possibly lead to charge localization. In fact, interface localization is experimentally supported by a hysteresis of the normal state resistance and by the voltage dependence of the hole mobility in HTSC/STO-heterostructures [4, 10]. As a step towards an understanding of the cooperative interface phenomena in correlated oxides, we present a theoretical study of field-doped heterostructures, whereby we focus on two key aspects: (i) the interaction of the injected charge carriers with  $p$ - $d$ -electrons in the dielectric gate, and (ii) the coupling of carriers to dynamical lattice distortions. We find that these processes at the gate/film interface result in dramatic modifications of the superconducting state with increasing field-induced car-

rier density.

Microscopic scheme of the electric field effect. To analyze the field dependence of the p-d hybridization at the gate interface, we introduce a model on a 2D-square lattice containing  $N_{\uparrow}$  sites, where each site corresponds to a perovskite unit cell. In each  $\text{O}_6$ -octahedron of the  $i$ -th cell we consider a single TiO ionic group with a dynamical covalent bond along the field direction perpendicular to the gate/Im-interface. In this TiO group, we include only two states (p and d) expressed by the operators  $d_i^{\uparrow}$  ( $d_i$ ) and  $p_i^{\uparrow}$  ( $p_i$ ) which obey the one-electron constraint  $d_i^{\uparrow}d_i + p_i^{\uparrow}p_i = 1$ . In the SuFET's, the gate electric field  $E_g$  affects the p-d-electron transfer:

$$H_{pd} = \frac{1}{2} \sum_i \left( d_i^{\uparrow} d_i - p_i^{\uparrow} p_i \right) + E_{pd} \sum_i \left( p_i^{\uparrow} d_i + d_i^{\uparrow} p_i \right); \quad (1)$$

The energy gap  $E_{pd}^0$  is about 3 eV in perovskite dielectric states, but decreases down to 1.5 eV in ferroelectric Im s due to modifications of surface electronic states [12]. The electrostatic interaction  $E_{pd} = e_g d_{pd}$  of the gate field with the dipole moment,  $d_{pd} = er_{pd}$ , of the electron transfer increases the p-d level splitting and thus tends to localize the TiO-electron. Here  $e$  is the electron charge and  $r_{pd} \approx 2 \text{ \AA}$  is the Ti-O distance. Moreover, the barrier for a p-d-transfer is modified by the interface coupling to the carriers in the superconducting Im

$$H_{exc} = V_{pd} \sum_i (1 - n_i) (p_i^{\uparrow} d_i + d_i^{\uparrow} p_i); \quad (2)$$

We consider in (2) the coupling with holes, where  $n_i$  is the electron number operator with spin  $\uparrow$ . The mechanism (2) can lead to a local effective attraction between the injected carriers, which has been recently analyzed for weak-coupling s-wave superconductors [13].

The role of the TiO-distortions is more subtle. As shown in [14], the coupling of the injected charge to a static displacement only shifts the chemical potential in the Im. Consequently, we neglect the coupling to static distortions and we focus instead on dynamical TiO-displacements. We are interested in the coupling to the low-energy soft  $\text{TO}_1$ -mode, the polar component of which is hardened up to  $50\{80 \text{ cm}^{-1}$  at low  $T$  in STO thin

Im s in electric fields [1]. Also, we consider higher-energy polar phonons like the  $\text{TO}_2$ - ( $170 \text{ cm}^{-1}$ ) or the  $\text{TO}_4$ -mode ( $545 \text{ cm}^{-1}$ ). At the gate/Im-interface, such TiO-displacements are coupled to the holes in the Im

$$H_{pol} = \sum_i b_i^{\uparrow} b_i - \sum_i (1 - n_i) (b_i^{\uparrow} + b_i); \quad (3)$$

where the phonon operators  $b_i^{\uparrow}$  ( $b_i$ ) refer to a particular TiO-mode of energy  $\hbar\omega_{\text{TO}}$ ,  $b_i = \sqrt{\hbar\omega_{\text{TO}}/2} (a_i - a_i^{\dagger})$  is the hole-phonon coupling, and  $E_p$  is the polaron binding energy.

In the superconducting Im, we focus only on the first plane (ideal conduction) without detailed analysis of the

interplanar charge redistribution. We treat the Im in terms of a 2D-Hubbard model which contains on-site correlations with a nearest and next-nearest tight-binding dispersion  $\epsilon_k = 2t(\cos k_x + \cos k_y) - 4t^0 \cos k_x \cos k_y$ :

$$H_{Im} = \sum_k \epsilon_k c_k^{\uparrow} c_k + U \sum_i n_i^{\uparrow} n_i^{\downarrow}; \quad (4)$$

where  $c_k^{\uparrow}$  are electron creation operators. We choose the typical values  $t^0/t = 0.3$  and  $U = 8t$ . The combined model (1)-(4) now presents a field-driven two-layer interface system in which the strongly correlated charge carriers in the Im are coupled to p-d-excitations and to phonon states of the gate. To analyze the electronic properties in the Im, we first derive an effective Hubbard model by tracing over phonon and exciton degrees of freedom and subsequently we map this system onto a  $t$ - $J$ -model with an effective spin exchange energy  $J_e = 4t_e^2/E_p = U_e$ .

Cooperative p-d-exciton & polaron effect. We investigate first the hybridization (1)-(2). To eliminate first order coupling terms in  $V_{pd}$ , we apply the unitary transformation  $U_{exc} = \exp[\sum_i s_i^{\uparrow} n_i]$  to  $H_{pd} + H_{exc} + H_{Im}$  with  $s_i^{\uparrow} = i(d_i^{\uparrow} p_i - p_i^{\uparrow} d_i)$ ,  $V_{pd} = V_{pd}^0 + 2V_{pd}E_{pd}$  and  $V_{pd}^0 = E_{pd}^2 + (E_{pd}^0/2)^2$ . Averaging the obtained expansion over p-d-exciton states, we find a reduction of the electron hopping parameters  $t$  and  $t^0$  by the factor  $\cos^2 \theta_{pd}$ . For the considered range of  $V_{pd}$ , the attractive corrections  $U_{pd}$  to  $U$  are small,  $U_{pd} = U \cos^2 \theta_{pd}$ , and result in a maximal increase of  $J_e = J \cos^2 \theta_{pd} \approx 1.07$ . Consequently, in distinction to weak-coupling superconductors [13], this contribution of the p-d transfer to the increase of  $T_c$  is insignificant. In contrast, a pronounced renormalization of  $J_e$  originates from the kinetic term  $t_e = t_{pd}$ . For  $V_{pd} = 1$ , we find that  $t_e = t$  can be reduced by  $\cos^2 \theta_{pd}$  down to  $0.7$ . On the other hand, the application of an electric field enhances the exciton factor  $\cos^2 \theta_{pd} < 1$  and hence counteracts polaron localization. This may cause a field-tuned delocalization of holes in the Im when we take into account both, p-d-transfer and TiO-phonons.

The electron-phonon coupling in  $H_{pol}$  results in a polaron effect at the gate/Im-interface. With the soft phonon mode, the typical values for the interface coupling  $\omega_{\text{TO}} \approx 0.01\{0.1 \text{ eV}$  imply large polaronic energies  $E_p \approx \hbar\omega_{\text{TO}} \approx 0.1\{5$ , where the TiO-mode energy  $\hbar\omega_{\text{TO}} \approx t \approx 10^{-2}\{10^{-1}$  ( $t \approx 0.25 \text{ eV}$ ) can be close to the adiabatic limit. To diagonalize (3), we apply a variational Lang-Firsov transformation  $U_{pol}(u_i; \dots)$  [15]. The variational parameter  $u_i$  describes the strength of the polaron effect,  $u_i$  presents interface static distortions, and allows for anharmonic excitations. We assume homogeneity in the low-temperature state of the doped Im and therefore replaced the site-dependent parameters by their averages:  $u_i = u$ ,  $N_{\uparrow}^{-1} \sum_i n_i = 1 - x$ . In the electronic Hamiltonian  $H_{Im}$ , the hopping energies  $t$  and  $t^0$  are reduced by the polaron band narrowing

factor  $\rho_{\text{pol}}(x) = \exp[-2E_p/t_0 \coth \frac{1}{2} \sim t_0]$  where  $\sim t_0 = \exp(-4)$ . The parameters  $u$ ,  $\sim$ , and  $\sim$  are determined by minimization of  $\langle H_{\text{pol}} + H_{\text{im}} \rangle U_{\text{pol}}$ , which is averaged over the phonon vacuum [15, 16]. In particular, for  $\sim$  we have the following self-consistent equation:

$$\sim = 1 - \frac{1}{2} ( \sim t_0 ) e_K(x) \rho_{\text{pol}}; \quad (5)$$

where  $e_K(x) = 2(t + t^0)(1 - x)$  is obtained from the average kinetic energy in  $H_{\text{im}}$ , which controls the dependence of  $\sim$  on  $x$ . For low  $x$ , the contribution of  $e_K$  to the denominator in (5) is significant which results in small  $\sim$  and weak polaron band narrowing  $\rho_{\text{pol}}(x)$ . On the other hand, when the hole-phonon coupling is strong and  $x$  increases,  $\sim$  approaches 1, which leads to a localization of holes. This signifies that the reduced kinetic energy at sufficient concentration of holes triggers the polaronic localization transition [16]. Consequently, the exchange energy  $J_e$  which is controlled by  $t_e = t_{\text{pd}} \rho_{\text{pol}}$ , is drastically suppressed (Fig. 1). For the soft  $\text{TiO}$ -mode (Fig. 1(a)), a suppression of  $J_e$  is obtained for  $E_p/t > 1$  in the relevant range  $x < 0.3$ . Coupling instead to the high-energy mode (Fig. 1(b)) increases the minimal values of  $E_p$  required for the localization and the suppression of  $J_e$  is substantially weaker.

Superconductivity in the  $\text{In}_x\text{Ga}_{1-x}\text{As}$ . For our considerations it is important that for all widely discussed concepts of high- $T_c$  superconductivity, a suppression of  $J_e$  is feasible due to the loss of the kinetic energy by interface localization. This suppression may in fact result in lower pseudogap temperature  $T^* = J_e$  and critical temperature  $T_c$ . In order to relate our findings to a distinct model, we approach the superconductivity in the strongly correlated electronic system within a slave-boson approach [17]. In this scheme spin-carrying fermions  $f_i$  and spinless bosons  $h_i$  are introduced through  $c_i = f_i^\dagger h_i$  whereby the constraint  $f_i^\dagger f_i + h_i^\dagger h_i = 1$  is to be enforced. We consider the pairing  $\rho_{ij} = (3J_e/4) \langle h_i^\dagger f_j f_i f_j \rangle$ , bond  $\rho_{ij} = (3J_e/4) \langle h_i^\dagger f_j \rangle$  and boson condensation

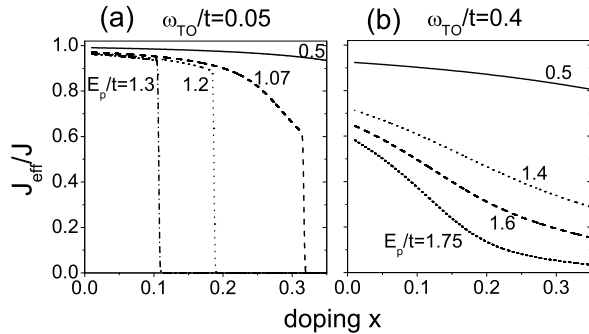


FIG. 1: Effective exchange energy  $J_e$  vs hole doping  $x$  for  $\rho_{\text{pd}} = 4t = 3.0$ ,  $V_{\text{pd}} = 4t = 0.5$ ,  $\mu_g = 0$ , and different polaron energies  $E_p$  (in units of  $t$ ) in the case of coupling to (a) a soft mode  $\sim t_0 = t = 0.05$ ; (b) a high-energy mode  $\sim t_0 = t = 0.4$ .

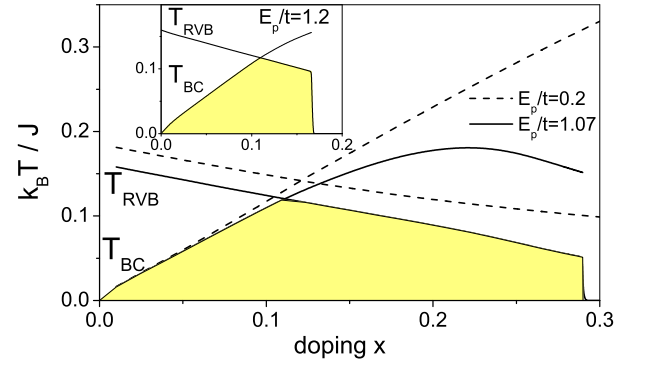


FIG. 2: Phase diagram for d-wave superconductivity (shaded area) for three distinct polaron energies. Here  $J = t = 0.5$ ,  $V_{\text{pd}} = 4t = 1.0$ ,  $\rho_{\text{pd}} = 4t = 3.0$ , and  $\sim t_0 = t = 0.05$ .

$\sim = \hbar v_F^2$  order parameters. With the mean-field factorization of the  $t(J)$  Hamiltonian, focusing on the uniform solutions  $\rho_{ij} = (1)^{i_y + j_y} \rho$ ,  $\rho_{ij} = \rho$ , we obtain a free energy, which is to be minimized with respect to  $\rho$ ,  $\sim$ ,  $\sim$ . The system of self-consistent equations for the order parameters has been solved numerically. The pairing amplitude  $\rho$  determines the temperature  $T_{\text{RVB}}$ , whereas the boson temperature  $T_{\text{BC}}$  has been estimated according to [17, 18] from the kinetic energy of the boson pairs assuming a weak  $t_\perp = t = 10^{-4}$  interplanar coupling in the

$\text{In}_x$ . The results are shown in the form of  $(T, x)$ -phase diagrams in Fig. 2 for different values of the polaron energy  $E_p$ , where  $T_c$  corresponds to the lowest temperature among  $T_{\text{RVB}}$  and  $T_{\text{BC}}$ . In Fig. 2, the gate field is  $\mu_g = 0$ , and the standard phase diagrams are modified essentially due to the interface coupling with the soft mode. Here, at low doping  $x < 0.12$ , the superconducting region is limited by  $T_{\text{BC}}$ , and for larger  $x$  by  $T_{\text{RVB}}$ . The increase of the polaron energy  $E_p$  restricts the overdoped region where the right boundary of the superconducting phase is shifted from  $x_m = 0.3$  to  $0.17$  as  $E_p/t$  increases to  $1.2$ . With a further increase of  $E_p$ , the collapse of  $T_{\text{RVB}}$  limits the superconducting state also in the underdoped region: the maximally achievable doping,  $x_m$ , for superconductivity to prevail is  $x_m = 0.1$  for  $E_p/t = 1.3$ , already below "optimal doping". This is in striking contrast to the classical HTSC behavior where  $T_c$ , after approaching its maximum at optimal doping, smoothly decreases to 0 as  $x \rightarrow 0.3$ . Finally, with  $E_p/t > 1.4$ , the superconducting region disappears due to the suppression of pairing by the soft-mode excitations in the gate. Note that for a  $\text{In}_x$  containing more than one superconducting plane, the suppression of pairing is incomplete [19].

For the field-tuned heterostructures, field-dependent phase diagrams are required. Fig. 3 shows the evolution of such a phase diagram with the increase of the interface polaron energy  $E_p$ . The hole doping  $x(\mu_g)$  measures the density of holes injected by  $\mu_g$  into the  $\text{In}_x$  which is initially in the insulating ( $x_0 = 0$ , Fig. 3(a)) or in

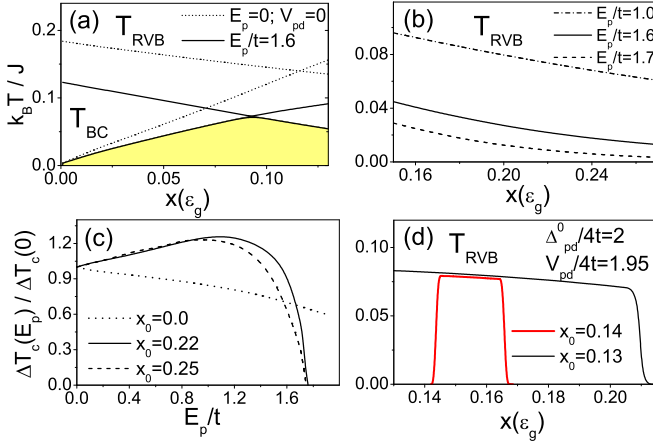


FIG. 3: Field-dependent doping  $x(\epsilon_g)$  raised from initial values (a)  $x_0 = 0$  and (b)  $x_0 = 0.15$ : phase diagrams for d-wave superconductivity for different polaronic energies  $E_p$ ;  $V_{pd}=4t=1$ ,  $\epsilon_{pd}^0/4t=3$ , and  $\epsilon_{T0}/t=0.4$ . (c) Field-induced shift  $T_c$  vs  $E_p$  scaled by  $T_c(E_p=0)$ . (d) Reentrant behavior of  $T_{RVB}$  for  $E_p/t=1.0$  and  $\epsilon_{T0}/t=0.05$ .

the superconducting ( $x_0 = 0.15$ , Fig. 3(b)) state. Here,  $x(\epsilon_g) = Q/N_2$  with the charge  $Q = CV$ , the dielectric capacitance  $C = \epsilon_0 N_2 a^2/d$ , the lattice constant  $a$ , the thickness of the dielectric  $\epsilon_m d$ , and the bias voltage  $V = \epsilon_g d$ . For  $x_0 = 0$ , the maximally achievable field  $\epsilon_g = 10^6$  V/cm for a gate with  $\epsilon_m = 100$  allows to attain a doping of  $x = 0.13$ , which still is in the underdoped range (Fig. 3(a)). The decrease of  $J_e$  for larger  $E_p$  leads to the suppression of both  $T_{BC}$  and  $T_{RVB}$ . These temperatures also remain strongly dependent on  $\epsilon_g$ . In contrast, for  $x_0 = 0.15$ , when doping  $x(\epsilon_g)$  is raised into the overdoped range, the increase of the polaron energy  $E_p$  not merely suppresses  $T_{RVB}$  (which limits the superconducting region), but also reduces the slope of  $T_{RVB}$  with respect to  $x(\epsilon_g)$ . The latter effect results in a decrease of the  $T_c$  shift,  $T_c = T_{RVB}(x_0 + x(\epsilon_g)) - T_{RVB}(x_0)$ , where the field  $\epsilon_g$  injects the hole density  $x = 0.03$  into the  $\epsilon_m$ . The corresponding shifts are presented in Fig. 3(c) and show a strong decrease of  $T_c$  for  $E_p/t > 1.2$  in the overdoped range, whereas in the underdoped  $\epsilon_m$ s  $T_c$  decreases but remains finite. This result supports the surprising fact that the field does not substantially change  $T_c$  in the overdoped  $\epsilon_m$ s.

The hole localization, which is also supported by experiments [10], presents a serious challenge to current attempts to induce superconductivity in the strongly correlated  $\epsilon_m$ s. However, a possible recipe how to delocalize the holes follows from the analysis of the hole p-d-exciton coupling. It was noted before that  $\epsilon_g$  increases the exciton factor  $\epsilon_{pd}$  and enhances the hole motion for sufficiently large exciton-hole interaction  $V_{pd}$ . To analyze this effect, we investigate the region  $x_0 = 0.13\{0.14$  close to the transition into the localized state where superconductivity is already suppressed, and then apply the field.

Due to the enhancement of  $t_e$  by  $\epsilon_{pd}(\epsilon_g)$ , for  $x_0 = 0.14$  we find a reentrant transition (Fig. 3(d)) into the superconducting state. With the injection of more holes by  $\epsilon_g$ , the kinetic term in (5) is reduced which leads to a second suppression of superconductivity at  $x = 0.17$ . For  $V_{pd} = \epsilon_{pd}^0$ , the reentrant superconductivity is stable in a very narrow doping range (see Fig. 3(d)). For  $V_{pd} > \epsilon_{pd}^0$ , this range rapidly extends over the full overdoped regime  $x = 0.3$ . Such a strong  $V_{pd}$ , required for the hole delocalization, can be obtained in designed heterostructures with the holes in close proximity to the p-d-orbitals where Cu-states share an apical oxygen with the adjacent Ti. Alternatively, we propose to use multilayered cuprates with 3{5 CuO<sub>2</sub>-planes in a unit cell to delocalize the holes. Due to the small interplanar distance of  $\sim 3.2$  Å in some compounds, the polaron-suppressed hopping in the interface plane is in turn enhanced by the interplanar coupling to the subsequent planes.

We found that the cooperative effect of interface hybridization and lattice dynamics in strongly correlated superconducting heterostructures is of crucial importance to their superconducting properties. The interface-caused suppression of  $T_c$  for higher doping is a possible explanation of the differences in the electric field effect in overdoped and underdoped SuFETs [4]. The highly non-trivial behavior of  $T_c$  under a variation of the field allows to propose mechanisms for charge delocalization which is a subject of further experimental and theoretical studies.

This work was supported through the DFG SFB-484, BM BF 13N 6918A, and DAAD D/03/36760. We thank J. Mannhart, G. Logvenov, P. J. Hirschfeld and C. Schneider for helpful discussions. N. P. thanks U. Eckern for his continuous support.

- 
- [1] C. H. Ahn, J.-M. Triscone, and J. Mannhart, *Nature* 424, 1015 (2003); J. Mannhart, *Supercond. Sci. Technol.* 9, 49 (1996).
  - [2] A. Ohtomo et al., *Nature* 427, 423 (2004); H. Zheng et al., *Science* 303, 661 (2004).
  - [3] T. Zhao et al., *Phys. Rev. Lett.* 94, 126601 (2005).
  - [4] J. Mannhart et al., *Phys. Rev. Lett.* 67, 2099 (1991); G. Yu. Logvenov et al., *Appl. Phys. Lett.* 83, 3528 (2003).
  - [5] C. H. Ahn et al., *Science* 284, 1152 (1999); A. Cassinese et al., *Appl. Phys. Lett.* 84, 3933 (2004).
  - [6] T. Ando et al., *Rev. Mod. Phys.* 54, 437 (1982).
  - [7] S. Wehrli, D. Poilblanc, and T. M. Rice, *Eur. Phys. J. B* 23, 345 (2001); S. Sakai, *Phys. Rev. B* 47, 9042 (1993).
  - [8] N. Pavlenko, *Phys. Rev. B* 70, 094519 (2004); N. Pavlenko et al., *Appl. Phys. Lett.* 70, 012507 (2005).
  - [9] R. M. Igoni, H. Bilz, and D. Bauerle, *Phys. Rev. Lett.* 37, 1155 (1976); R. E. Cohen, *Nature* 358, 136 (1992).
  - [10] S. Oh et al., *Phys. Rev. B* 70, 064509 (2004); J. N. Eckstein and I. Bozovic, *Annu. Rev. Mater. Sci.* 25, 679 (1995).
  - [11] A. A. Sirenko et al., *Nature* 404, 373 (2000); I. A. Akimov et al., *Phys. Rev. Lett.* 84, 4625 (2000).

- [12] M. Kormar and C. L. Fu, Phys. Rev. B 68, 115404 (2003).
- [13] V. Koerting et al., Phys. Rev. B 71, 104510 (2005).
- [14] N. Pavlenko and F. Schwabl, Phys. Rev. B 67, 094516 (2003).
- [15] H. Fehske et al., Phys. Rev. B 51, 16582 (1995).
- [16] H. Roder, J. Zang, and A. R. Bishop, Phys. Rev. Lett. 76, 1356 (1996).
- [17] G. Kotliar and J. Liu, Phys. Rev. B 38, 5142 (1988);  
M. J. Ubbens and P. A. Lee, Phys. Rev. B 46, 8434 (1992).
- [18] X.-G. Wen and R. Kan, Phys. Rev. B 37, 595 (1988).
- [19] In an extended description of the  $\ln_x\text{moreCuO}_{2-x}$  planes should be coupled by interplanar electron tunneling. This effectively leads to a reduction of phonon-induced localization of holes resulting in a suppressed but finite  $T_c$  for larger  $x$ .