

# Disproportionation and Critical Interaction Strength in $\text{Na}_x\text{CoO}_2$ : Concentration Dependence

K.-W. Lee and W. E. Pickett

*Department of Physics, University of California, Davis, CA 95616*

(Dated: January 8, 2019)

We present results of studies of charge disproportionation (CD) and spin differentiation in  $\text{Na}_x\text{CoO}_2$  using the correlated band theory approach (local-density approximation+Hubbard  $U$ :LDA+ $U$ ). The simultaneous CD and gap opening can be followed through a first order charge disproportionation transition. By comparison with experiments, we propose a value of the Coulomb repulsion strength  $U(x)$  that has significant dependence on the carrier concentration  $x$ , for which we obtain a phase diagram. The connection between the oxygen height and effects of on-site correlation is also reported.

PACS numbers: 71.20.-b, 71.20.Be, 71.27.+a

Since the discovery of superconductivity with  $T_c \sim 4$  K in water-intercalated  $\text{Na}_x\text{CoO}_2$  ( $\text{NxCO}$ ) by Takada et al. in the early of 2003,[1] several hundred papers have been published. The system shows several similarities to high  $T_c$  superconducting cuprates: layered transition metal oxide; vicinity of (presumed) Mott insulator  $\text{CoO}_2$ ; variation with carrier concentration  $x$ ; a “superconducting dome.” However, it also has differences from cuprates: electron-doped system from Mott insulator phase, actually nonmagnetic metallic sister  $x = 0$  phase, triangular lattice which can be frustrated, different superconducting dome shape, and low  $T_c$ .

In addition to its interesting properties in view of superconductivity, its normal state has a rich phase diagram depending on carrier concentration  $x$ . [2] For  $x < 0.5$  the Pauli-like susceptibility has been observed, while for  $x > 0.5$  the susceptibility shows local moment (Curie-Weiss) behavior. For  $0.75 \leq x \leq 0.85$ ,  $\text{NxCO}$  shows antiferromagnetic (AFM) alignment of ferromagnetically ordered  $\text{CoO}_6$  layers. [3] Specifically at  $x=0.5$ , the system has been observed to undergo a charge disproportionation ( $2\text{Co}^{3.5+} \rightarrow \text{Co}^{3+} + \text{Co}^{4+}$ ) and metal-insulator transition at 50 K, while the rest of the phase diagram is metallic. [2]

We have focused on normal state electronic and magnetic structure of  $\text{NxCO}$ , with specific interest in ordering near the ground state, and characterizing the strength and consequences of correlation effects. In transition metal oxides in general, the mechanism of charge ordering or charge disproportionation (CD) is an important issue, and our work provides new inroads in the understanding of the mechanisms of disproportionation.

Our calculations were based on the supercell approach, [4, 5] using the full-potential local-orbital method (FPLO). [6] Both popular schemes for LDA+ $U$  functional were monitored. (The intra-atomic exchange integral  $J=1$  eV was left unchanged.) Both have the same Hubbard-like density-

density interaction, but differ in just how to subtract out “double counting” of the pair interaction. One way, the so-called Fully Localized Limit (or Atomic Limit), [7] is an atomic-like treatment and is appropriate for large on-site Coulomb repulsion  $U$ , *e.g.* strong localization of the correlated orbital. Another is often called the Around Mean Field [8] and is more appropriate when  $U$  is not so strong. In this sodium cobaltate, our calculations have shown similar results from both schemes.

Within the local density approximation (LDA), all Co magnetic moments are nearly equivalent, that is, there are only  $\text{Co}^{(4-x)+}$  ions. The distorted  $\text{CoO}_6$  edge-sharing and the layered structures make  $t_{2g}$  manifold split into  $a_g + e'_g$ . Upon introducing  $U$  (there is no agreement on the best values), both magnetic moments decrease linearly at small  $U$ . At a critical value  $U_c$ , the moments change discontinuously due to a first-order transition: the state with similar magnetic moments no long is a solution, and the new state shows changes in moments just as expected from charge disproportionation  $\text{Co}^{(4-x)+} \rightarrow x\text{Co}^{3+} + (1-x)\text{Co}^{4+}$ . This change occurs simultaneously with metal-insulator transition associated with the Mott transition of the  $a_g$  orbital. Before CD, the  $a_g$  band has a similar band center and width as the doubly degenerate  $e'_g$  band.

One example of this CD is shown in Fig. 1 for  $x = 0.5$ , note that it is possible to follow hysteresis within the region  $3.2 \leq U \leq 3.6$  eV and outside this range only one of the states, CD or undisproportionated (UD), is obtained. The two solutions can be observed in another way, using fixed spin moment (FSM) calculations within LDA+ $U$  in the critical region (bottom panel of Fig. 1). In this method, the energy is calculated versus a constrained value of the total moment, and the energy versus total magnetic moment plot becomes two curves, in which one state or the other is reached depending on starting point. Compared with LDA FSM results by Singh, [9] our

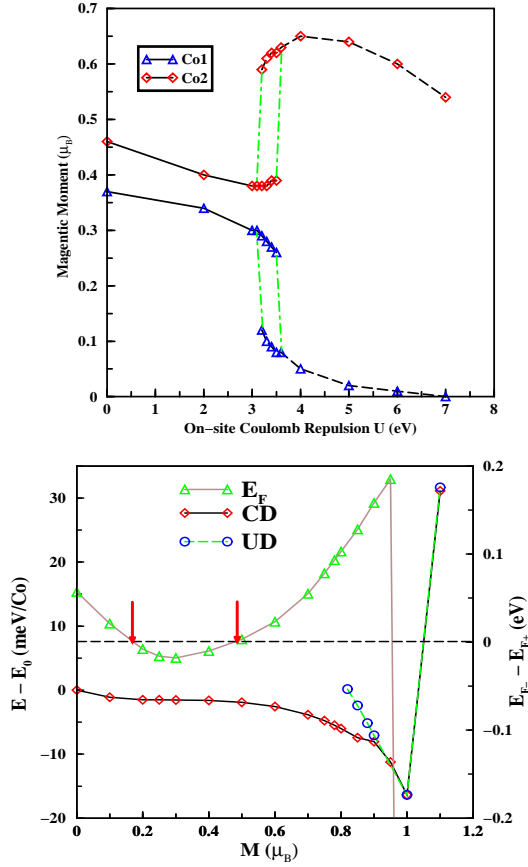


FIG. 1: Upper panel: Effect of the on-site Coulomb repulsion  $U$  on the magnetic moments for ferromagnetic ordering in  $\text{Na}_{0.5}\text{CoO}_2$ . The change shows a first-order transition (and accompanying hysteresis) in the critical region (3.2 eV to 3.6 eV). Metal-insulator transition simultaneously occurs with CD ( $\text{Co1} \rightarrow \text{Co}^{3+}$ ,  $\text{Co2} \rightarrow \text{Co}^{4+}$ ) due to nature of the first-order transition. Dashed and solid lines indicate the CD and UD states, respectively. Bottom panel: Fixed spin moment calculation of energy vs. total magnetic moment  $M$  (in  $\mu_B/2\text{Co}$ ) at  $U=3.3$  eV in  $\text{Na}_{0.5}\text{CoO}_2$ . The left and right sides of the y-axis denote the total energy difference and difference between minority and majority Fermi energy (effective applied field), respectively. The arrows mark zeroes of the Fermi energy difference, which correspond to extrema of the energy.

LDA+U FSM shows two differences that are worthy of note. First, at  $M = 0\mu_B$ , this system is antiferromagnetic (AFM) with Co magnetic moment  $0.34\mu_B$ ; Singh started from a nonmagnetic state at  $M=0$  and kept all Co ions identical. Secondly, at small  $M$ , the energy vs. total moment plot is nearly flat, but having two extrema [stable at  $M = 0.16\mu_B$  and unstable at  $M = 0.5\mu_B$ ]. Due to the miniscule energy barrier, this small net moment minimum will not be accessible experimentally.

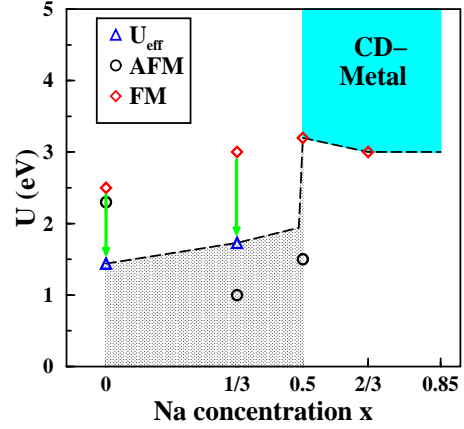


FIG. 2: Effect of Na concentration  $x$  on the critical on-site Coulomb repulsion  $U_c$  for CD. Allowing antiferromagnetic ordering,  $U_c$  drops largely by about 2 eV for  $x > 0$ , while the change is negligible for  $x = 0$ . The arrows denote drop of the effect on-site Coulomb repulsion  $U^{eff}$  due to three-band nature for  $x < 0.5$  (see text). Considering ferromagnetic ordering, comparison with experiments suggests a change of  $U$  with sharp jump at  $x = 0.5$ , depicted by the shaded region. The data are from Ref. [4, 5, 10].

As shown in Fig. 2 and described in the caption, the critical value  $U_c$  for disproportionation depends on the carrier concentration  $x$  and the type of magnetic order. In the lower half of the range  $x \leq 0.5$ ,  $U_c$  increases linearly for ferromagnetic (FM) ordering. However, allowing AFM ordering,  $U_c(x)$  shows somewhat complicated behavior. While  $U_c$  for both FM and AFM is almost identical at  $x = 0$ , the value for presumed AFM order decreases sharply for  $x \neq 0$ . From Fig. 2,  $U_c$  for AFM is smaller by 2 eV than that of FM for  $x=1/3$  and  $x=1/2$ . (note  $U_c \sim 1$  eV for AFM at  $x=1/3$ ). [The supercells we used do not allow for combined disproportionation and AFM ordering for  $x=2/3$ .]

Furthermore, comparison with experiments suggests that  $U(x)$  is significantly dependent on the carrier concentration  $x$ . First, no observation of CD nor any significant correlation effects at all for  $x < 0.5$  indicates that  $U(x < 0.5)$  is less than  $U_c$ . However, the study of Gunnarsson and coworkers shows that in a N-multiband system the effective Coulomb repulsion becomes  $U^{eff} = U/\sqrt{N}$ . [11] Below  $U_c$ , the  $a_g$  band is only distinguishable from the  $t_{2g}$  manifold (in energy) by lying slightly higher, and hosting most of the  $1-x$  holes. As a result the system at  $x < 0.5$  maintains multiband (three-band) behavior, resulting in  $U_c^{eff} = U_c/\sqrt{3} \sim 1.4$  eV and 1.7 eV for  $x = 0$  and  $x = 1/3$ , respectively. Since only a tiny band gap ( $\sim 15$  meV) is observed at  $x = 0.5$ , [12]  $U(x = 0.5)$  must be near the minimum value for CD,

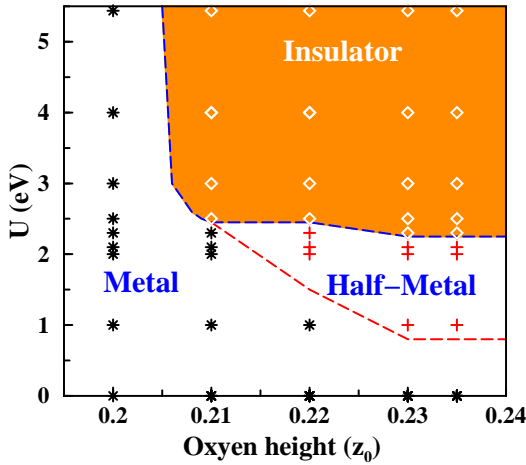


FIG. 3: Phase diagram depending on oxygen height ( $z_0$ ) and  $U$  for ferromagnetic ordering at  $x = 0$ . (Energetically,  $z_0 = 0.235$  is favored.) Lattice constant  $c = 4.2509$  Å is used. The symbols describe metallic (\*), half-metallic (+), and insulating (diamond) states. The data are from Ref. [5].

i.e. 3.5–4 eV. For  $x > 0.5$ , the observed Curie-Weiss susceptibility indicates  $(1-x)\text{Co}^{4+}$  and  $x\text{Co}^{3+}$  ions, so that the charge is disproportionated even though the system is a good metal.[13] Thus,  $U(x > 0.5)$  is above 3 eV, perhaps over 4 eV. We will discuss this  $x=0.5$  state elsewhere. It remains for further research to decide how accurately LDA+ $U$  should be for the band gap, or whether dynamics of the correlations are important.

Another issue which is drawing attention in these cobaltates is whether the change of O height (i.e., Co-O bond-length) is important as the carrier concentration  $x$  increases. Johannes et al. have calculated the oxygen height  $z_0$  by energy minimization, and concluded that the change has little effect in the range  $0.3 \leq x \leq 0.75$ . [14] However, their calculations, and therefore conclusions, are confined to

the local density approximation results and predictions. We have carried out a study at  $x=0$  to address whether correlation effects described by the LDA+ $U$  method are affected by the oxygen height. Figure 3 shows phase diagram in the relevant portion of the  $U - z_0$  plane in the relevant range of  $U$  and allowing FM ordering of the system.

For  $z_0 \geq 0.21$ , the system undergoes a metal-insulator transition, implying CD, as  $U$  is increased. The critical value  $U_c$  depends little on O height. In fact,  $\Delta U_c$  is only 0.1 eV between  $z_0 = 0.22$  and  $z_0 = 0.23$ , which is the same variation of O height as measured between  $x = 0.3$  and  $x = 0.7$ . This result suggests that the critical value  $U_c$  for CD is little affected by O height in this system. In addition, it is worthwhile to note that a metal to half-metal transition occurs even for very small  $U$  before the transition to insulator (for example, at  $U=1$  eV for  $z_0 = 0.23$ ).

Note however that for a height  $x_0=0.20$ , no CD is obtained for  $U$  up to 5.5 eV, much different from the behavior for  $z_0 \geq 0.21$ . So while this bondlength lies outside the accessible range, it does show that there is a regime where correlation effects depend very strongly on the Co-O bond length, and that the system is not so far from that regime. Finally, we note that the transitions with varying  $U$  discussed here should be of special interest for high pressure research because, for a system near  $U_c$ , varying  $U$  will be analogous to applying pressure to change  $U/W$  ratio ( $W$  is the correlated orbital's bandwidth).

We acknowledge important collaboration with J. Kuneš in the earlier stages of this work, and have had helpful communications with M. D. Johannes, P. Novak, R. T. Scalettar, D. J. Singh, R. R. P. Singh, and J. M. Tarascon. This work was supported by DOE grant DE-FG03-01ER45876 and DOE's Computational Materials Science Network. W. E. P. acknowledges support of the Department of Energy's Stewardship Science Academic Alliances Program.

- 
- [1] K. Takada et al., Nature **422**, 53 (2003).
  - [2] M. L. Foo et al., Phys. Rev. Lett. **92**, 247001 (2004).
  - [3] L. M. Helme et al., Phys. Rev. Lett. **94**, 157206 (2005); S. P. Bayrakci et al., Phys. Rev. Lett. **94**, 157205 (2005).
  - [4] K.-W. Lee et al., Phys. Rev. B **70**, 045104 (2004); Phys. Rev. Lett. **94**, 026403 (2005).
  - [5] K.-W. Lee and W. E. Pickett, cond-mat/0505606 (2005).
  - [6] K. Koepernik and H. Eschrig, Phys. Rev. B **59**, 1743 (1999).
  - [7] M. T. Czyzyk and G. A. Sawatzky, Phys. Rev. B **49**, 14211 (1994).
  - [8] V. I. Anisimov et al., Phys. Rev. B **48**, 16929 (1993).
  - [9] D. J. Singh, Phys. Rev. B **68**, 020503 (2003).
  - [10] K.-W. Lee and W. E. Pickett, unpublished.
  - [11] O. Gunnarsson et al., Phys. Rev. B **56**, 1146 (1997).
  - [12] N. L. Wang et al., Phys. Rev. Lett. **93**, 147403 (2004).
  - [13] I. R. Mukhamedshin et al., Phys. Rev. Lett. **94**, 247602 (2005).
  - [14] M. D. Johannes et al., Europhys. Lett. **68**, 433 (2004); Phys. Rev. B **71**, 214410 (2005).